

# Weekly SLA Customer Report

Customer DFD Production  
Database ID 39



## Harddisk Usage DFD\_PRD\_ABSAPP1

	Free disk space on c: (%)	Total disk space on c: (Gb)
08-Aug-20	20	90
07-Aug-20	20	90
06-Aug-20	20	90
05-Aug-20	21	90
04-Aug-20	21	90
03-Aug-20	21	90
02-Aug-20	21	90

## Harddisk Usage DFD\_PRD\_ABSAPP2

	Free disk space on c: (%)	Total disk space on c: (Gb)
08-Aug-20	45	100
07-Aug-20	45	100
06-Aug-20	45	100
05-Aug-20	45	100
04-Aug-20	45	100
03-Aug-20	45	100
02-Aug-20	45	100

# Weekly SLA Customer Report

Customer DFD Production  
Database ID 39



## Harddisk Usage DFD\_PRD\_ABSAPP3

	Free disk space on c: (%)	Total disk space on c: (Gb)
08-Aug-20	20	70
07-Aug-20	20	70
06-Aug-20	20	70
05-Aug-20	20	70
04-Aug-20	20	70
03-Aug-20	20	70
02-Aug-20	21	70

## Harddisk Usage DFD\_PRD\_BI1

	Free disk space on c: (%)	Total disk space on c: (Gb)	Free disk space on e: (%)	Total disk space on e: (Gb)
08-Aug-20	19	150	23	200
07-Aug-20	19	150	23	200
06-Aug-20	19	150	23	200
05-Aug-20	19	150	23	200
04-Aug-20	19	150	23	200
03-Aug-20	19	150	23	200
02-Aug-20	19	150	23	200

# Weekly SLA Customer Report

Customer DFD Production  
Database ID 39



Harddisk Usage DFD\_PRD\_ORACLE1

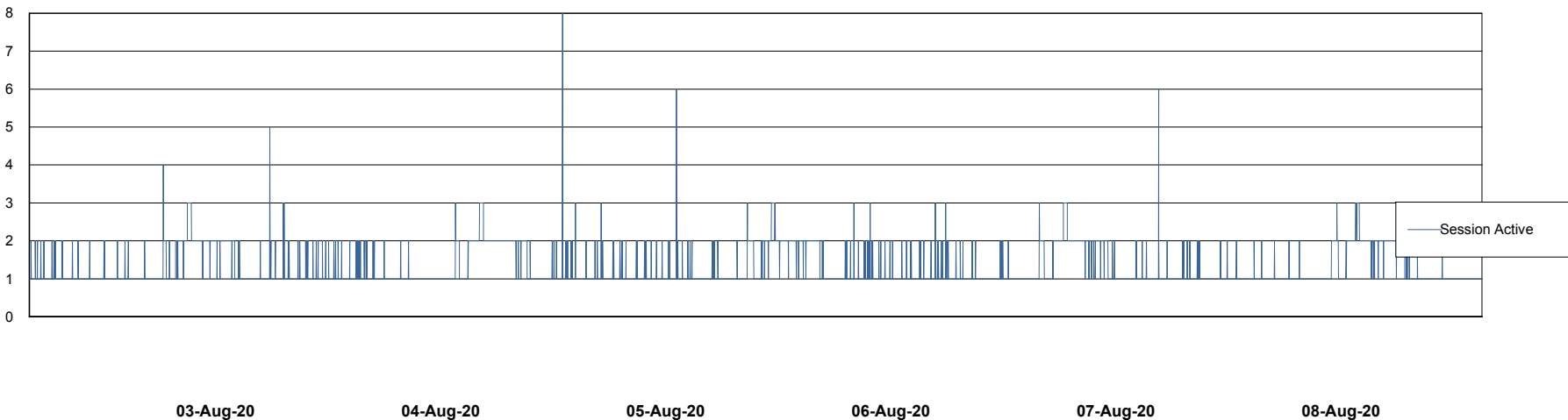
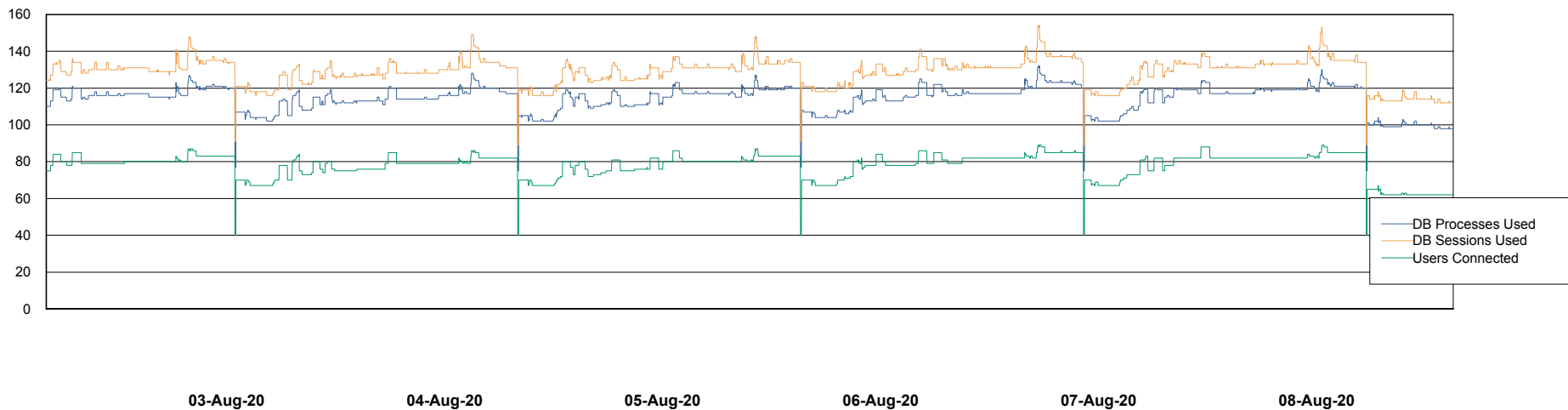
	Free disk space on c: (%)	Total disk space on c: (Gb)	Free disk space on d: (%)	Total disk space on d: (Gb)	Free disk space on e: (%)	Total disk space on e: (Gb)	Free disk space on f: (%)	Total disk space on f: (Gb)
08-Aug-20	26	78	72	479	11	550	68	800
07-Aug-20	26	78	72	479	11	550	68	800
06-Aug-20	26	78	72	479	12	550	68	800
05-Aug-20	26	78	72	479	12	550	68	800
04-Aug-20	26	78	72	479	12	550	68	800
03-Aug-20	26	78	72	479	13	550	68	800
02-Aug-20	26	78	72	479	13	550	68	800

# Weekly SLA Customer Report

Customer DFD Production  
Database ID 39



## Database Performance DFDDDB\_Production

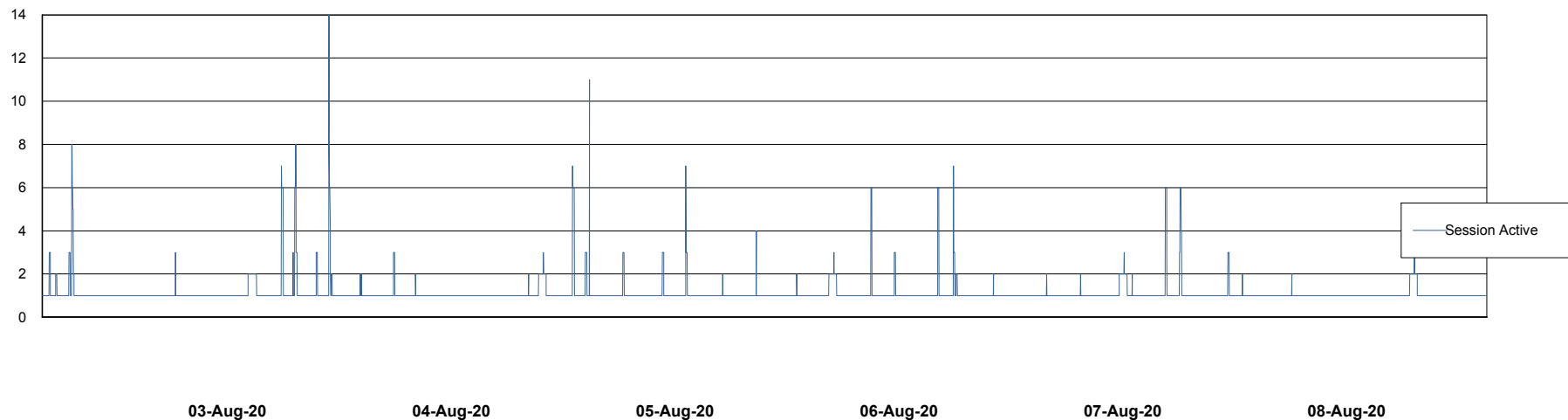
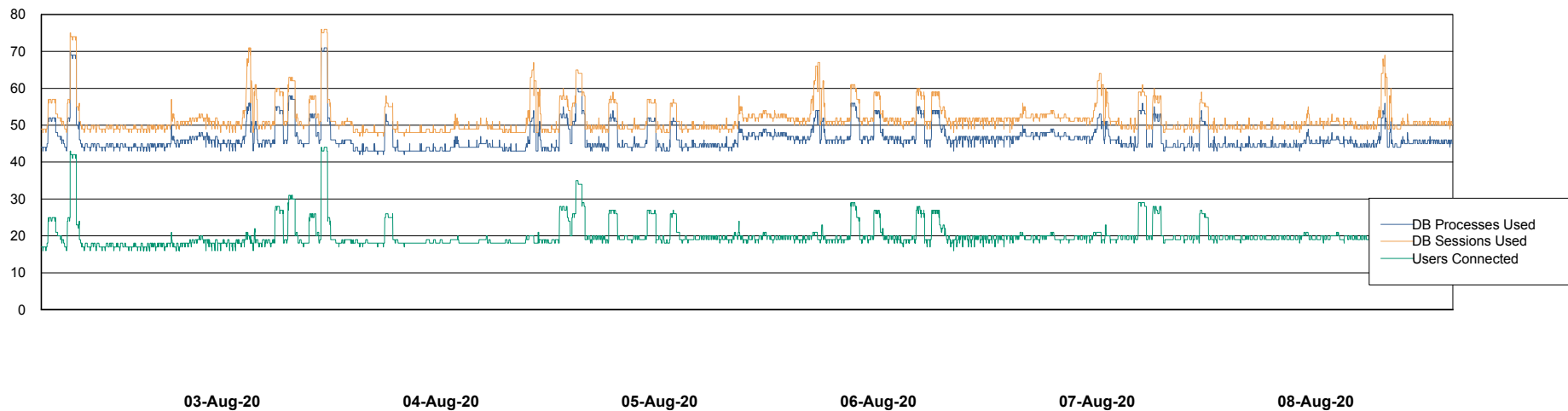


# Weekly SLA Customer Report

Customer DFD Production  
Database ID 39



## Database Performance DFDDDBBI\_Production



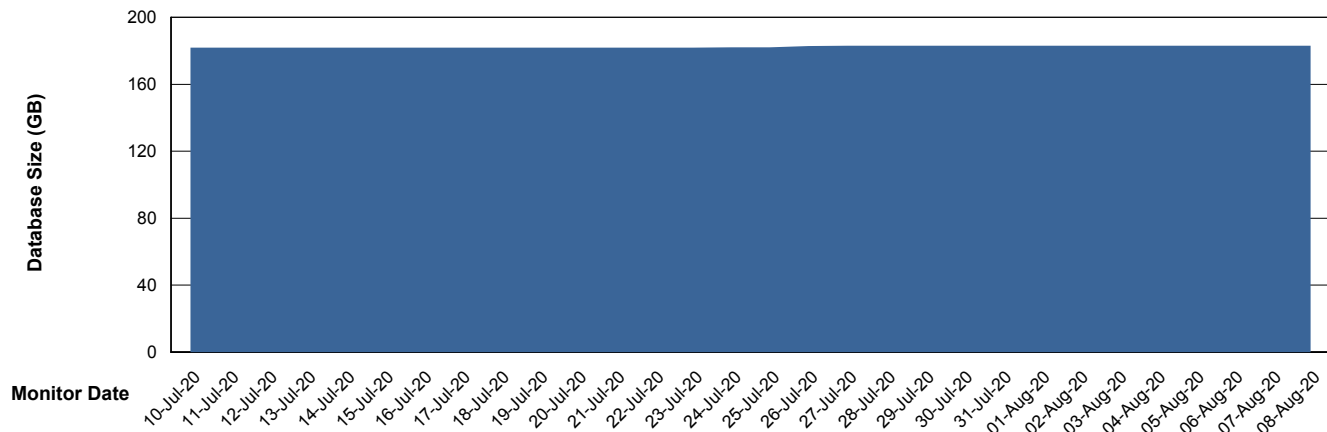
# Weekly SLA Customer Report

Customer DFD Production  
Database ID 39



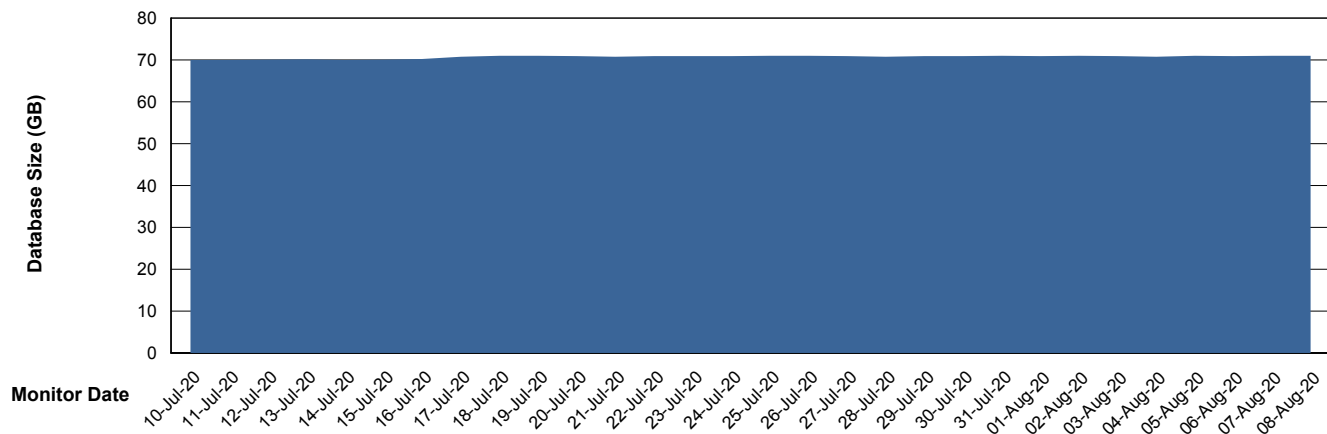
DATABASE SIZE DFDDDB\_Production

### Database growth over last month



DATABASE SIZE DFDDDBI\_Production

### Database growth over last month



# Weekly SLA Customer Report

Customer DFD Production  
Database ID 39



Database Tablespace		DFDDB_Production		
Date	Tablespace Name	Filesize (Gb)	Usedsize (Gb)	Percentage free
08-Aug-20	ABSDATA	75	60	20
	INDX	151	121	20
07-Aug-20	ABSDATA	75	60	20
	INDX	151	121	20
06-Aug-20	ABSDATA	75	60	20
	INDX	151	121	20
05-Aug-20	ABSDATA	75	60	20
	INDX	151	121	20
04-Aug-20	ABSDATA	75	60	20
	INDX	151	121	20
03-Aug-20	ABSDATA	75	60	20
	INDX	151	121	20
02-Aug-20	ABSDATA	75	59	21
	INDX	151	121	20

# Weekly SLA Customer Report

Customer DFD Production  
Database ID 39



Database Tablespace		DFDDBBI_Production		
Date	Tablespace Name	Filesize (Gb)	Usedsize (Gb)	Percentage free
08-Aug-20	ABSDATA	41	34	17
	INDX	39	32	18
07-Aug-20	ABSDATA	41	34	17
	INDX	39	32	18
06-Aug-20	ABSDATA	41	34	17
	INDX	39	32	18
05-Aug-20	ABSDATA	41	34	17
	INDX	39	32	18
04-Aug-20	ABSDATA	41	34	17
	INDX	39	32	18
03-Aug-20	ABSDATA	41	34	17
	INDX	39	32	18
02-Aug-20	ABSDATA	41	34	17
	INDX	39	32	18

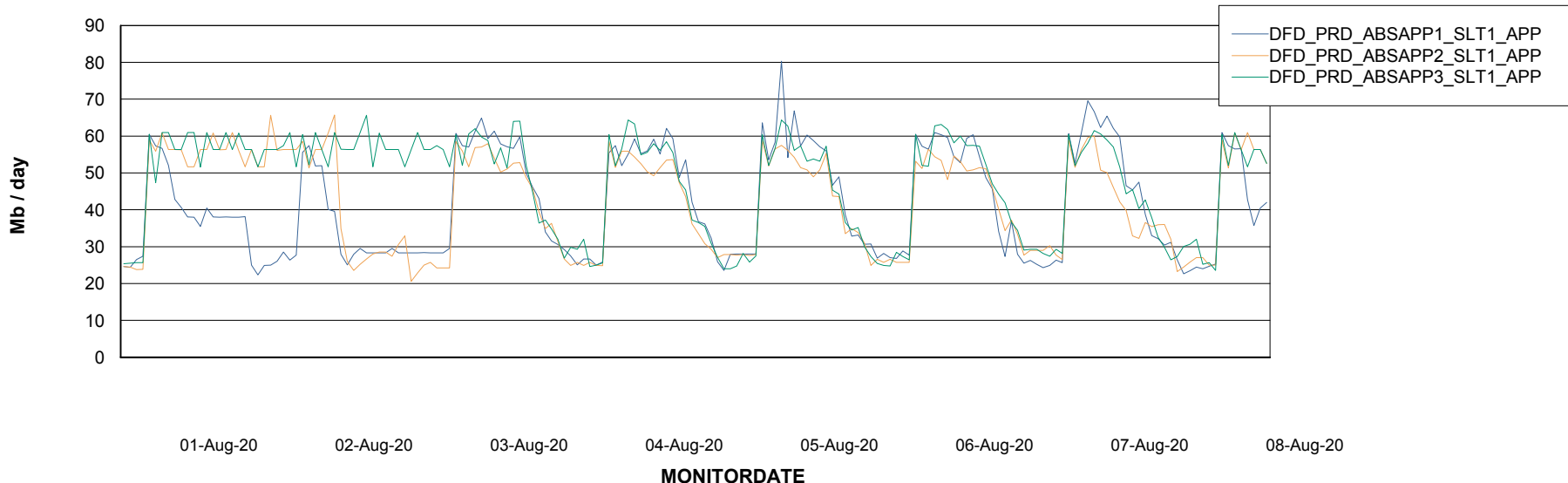
# Weekly SLA Customer Report

Customer DFD Production  
Database ID 39

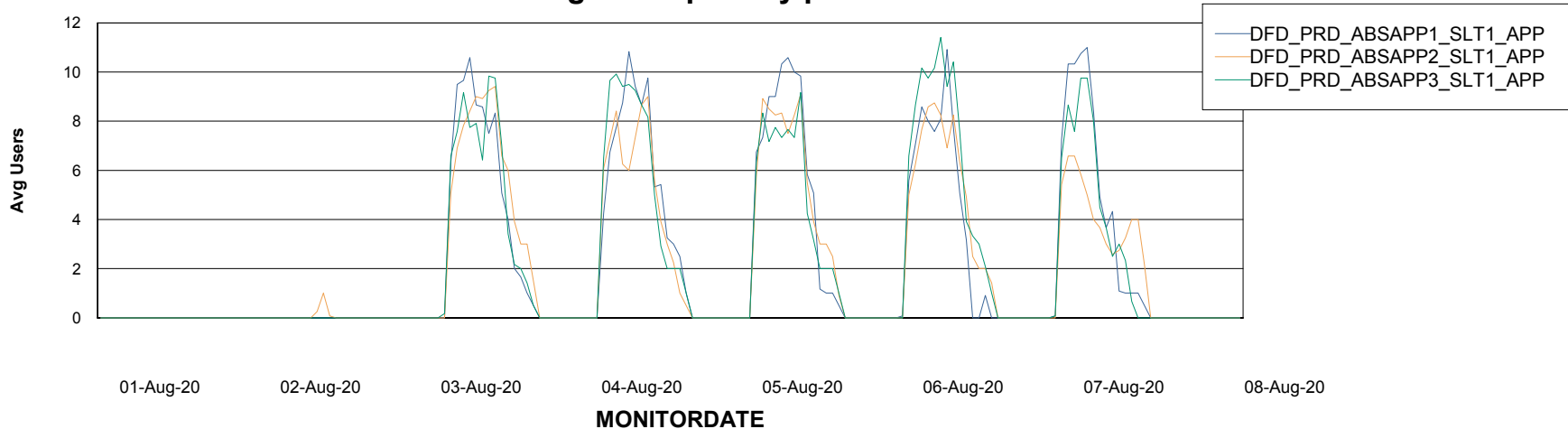


## ABSSolute Application Server Services

### Avg memory used per ABS Server Service



### Avg users per day per ABS server



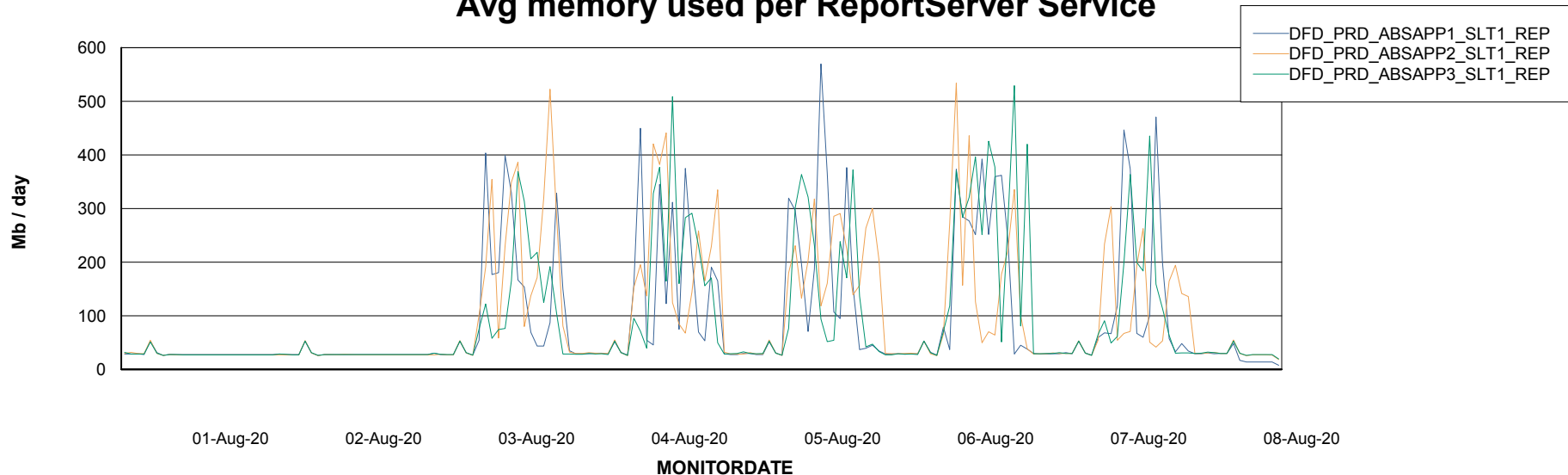
# Weekly SLA Customer Report

Customer DFD Production  
Database ID 39



## ABSSolute Application ReportServer Services

### Avg memory used per ReportServer Service



### Disaster per ABS component

