

# Weekly SLA Customer Report

Customer PHS\_Production  
Database ID 47



## Harddisk Usage PHS\_BI\_GCAB891b (new 2019)

	Free disk space on c: (%)	Total disk space on c: (Gb)	Free disk space on d: (%)	Total disk space on d: (Gb)
01-Aug-20	50	150	28	300
31-Jul-20	50	150	29	300
30-Jul-20	50	150	29	300
29-Jul-20	50	150	29	300
28-Jul-20	50	150	29	300
27-Jul-20	50	150	29	300
26-Jul-20	50	150	29	300

## Harddisk Usage PHS\_PRDWEB\_DCAB573b

	Free disk space on c: (%)	Total disk space on c: (Gb)
01-Aug-20	79	100
31-Jul-20	79	100
30-Jul-20	79	100
29-Jul-20	79	100
28-Jul-20	79	100
27-Jul-20	79	100
26-Jul-20	79	100

# Weekly SLA Customer Report

Customer PHS\_Production  
Database ID 47



## Harddisk Usage PHS\_PRD\_GCAB574b

	Free disk space on c: (%)	Total disk space on c: (Gb)	Free disk space on d: (%)	Total disk space on d: (Gb)	Free disk space on f: (%)	Total disk space on f: (Gb)
01-Aug-20	41	150	24	400	24	200
31-Jul-20	41	150	24	400	36	200
30-Jul-20	41	150	25	400	37	200
29-Jul-20	41	150	26	400	40	200
28-Jul-20	41	150	26	400	40	200
27-Jul-20	41	150	26	400	38	200
26-Jul-20	41	150	26	400	38	200

## Harddisk Usage PHS\_PRD\_GCAB576b

	Free disk space on c: (%)	Total disk space on c: (Gb)	Free disk space on d: (%)	Total disk space on d: (Gb)	Free disk space on f: (%)	Total disk space on f: (Gb)
01-Aug-20	69	150	27	400	74	100
31-Jul-20	69	150	27	400	73	100
30-Jul-20	69	150	29	400	72	100
29-Jul-20	69	150	29	400	72	100
28-Jul-20	69	150	29	400	71	100
27-Jul-20	69	150	29	400	67	100
26-Jul-20	69	150	29	400	72	100

## Weekly SLA Customer Report

Customer PHS\_Production  
Database ID 47



Harddisk Usage PHS\_TST\_GCAB575b

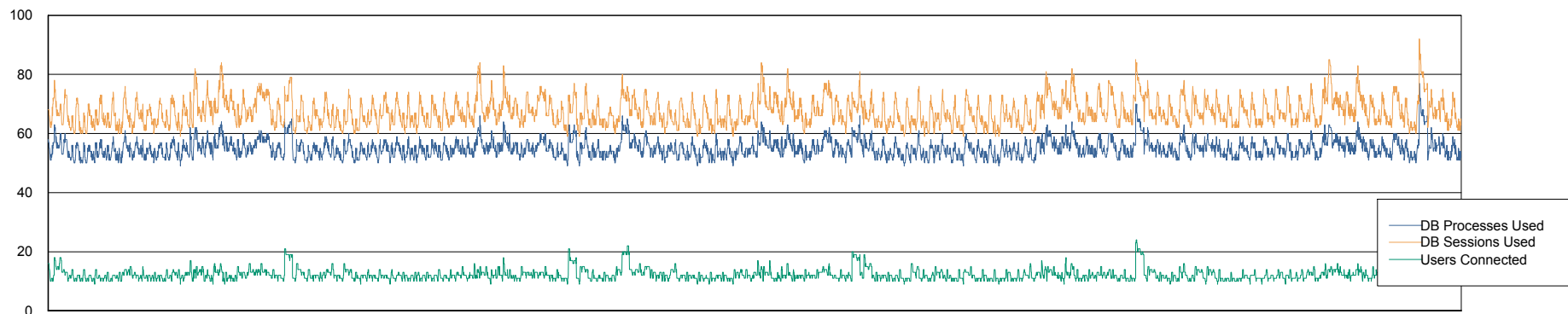
	Free disk space on c: (%)	Total disk space on c: (Gb)	Free disk space on d: (%)	Total disk space on d: (Gb)
01-Aug-20	12	50	30	300
31-Jul-20	12	50	30	300
30-Jul-20	12	50	30	300
29-Jul-20	12	50	30	300
28-Jul-20	12	50	30	300
27-Jul-20	12	50	30	300
26-Jul-20	12	50	30	300

# Weekly SLA Customer Report

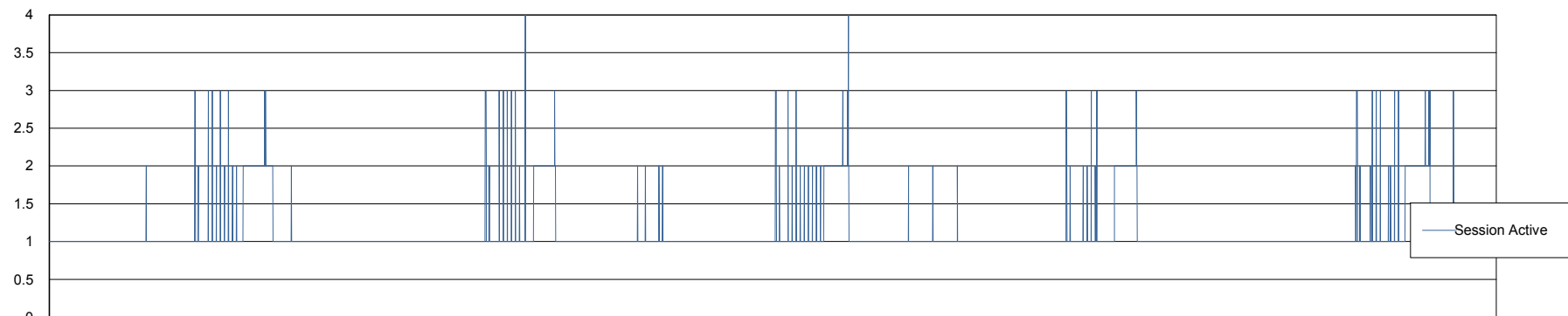
Customer PHS\_Production  
Database ID 47



## Database Performance PHS\_BI\_DB (new 2019)



27-Jul-20 28-Jul-20 29-Jul-20 30-Jul-20 31-Jul-20 01-Aug-20



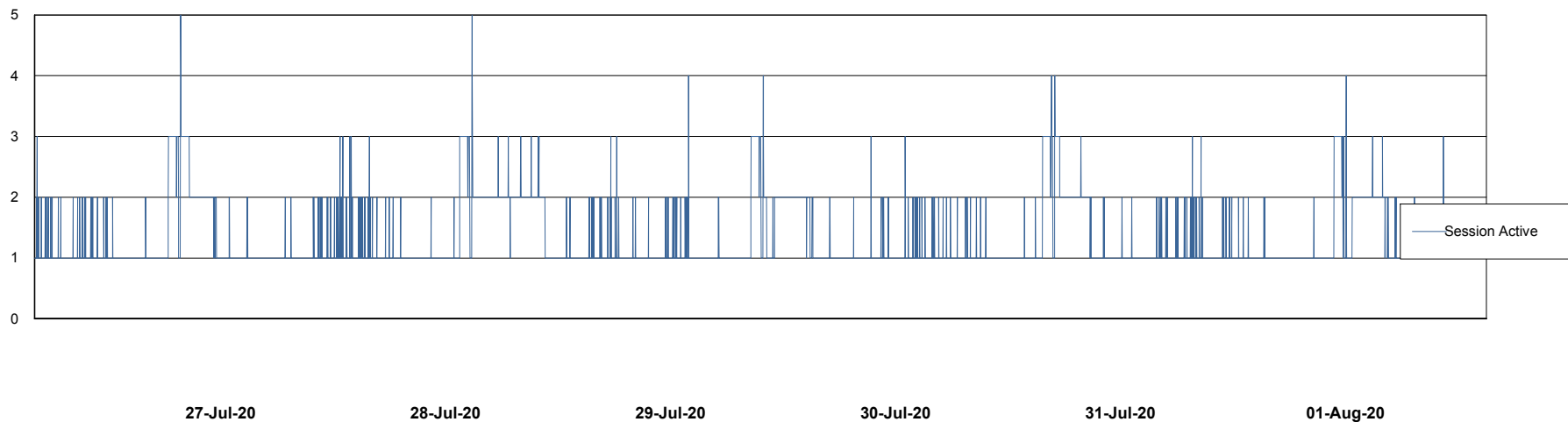
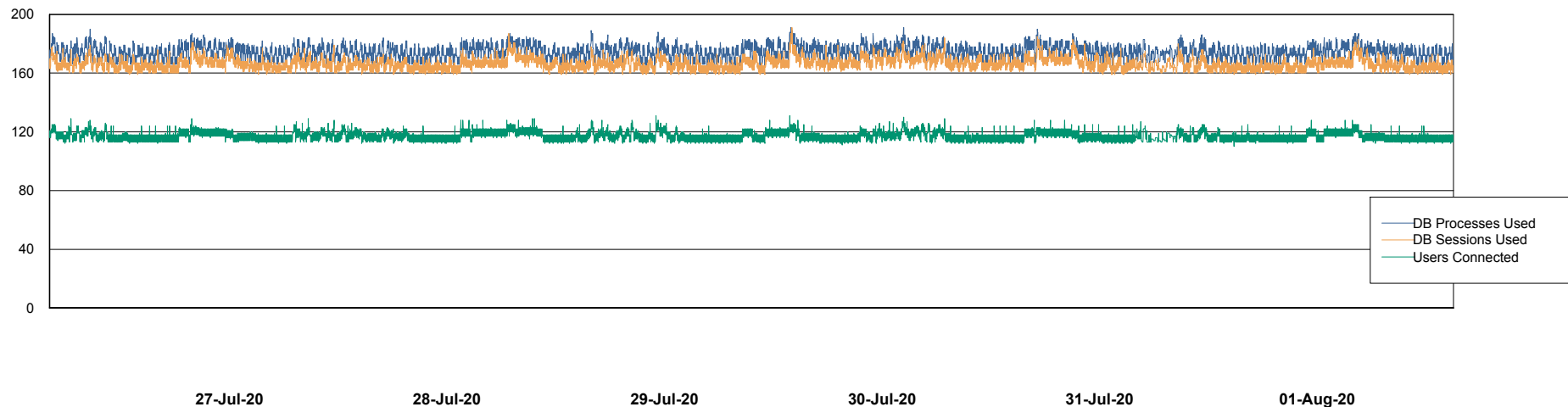
27-Jul-20 28-Jul-20 29-Jul-20 30-Jul-20 31-Jul-20 01-Aug-20

# Weekly SLA Customer Report

Customer PHS\_Production  
Database ID 47



## Database Performance PHSDB\_Production

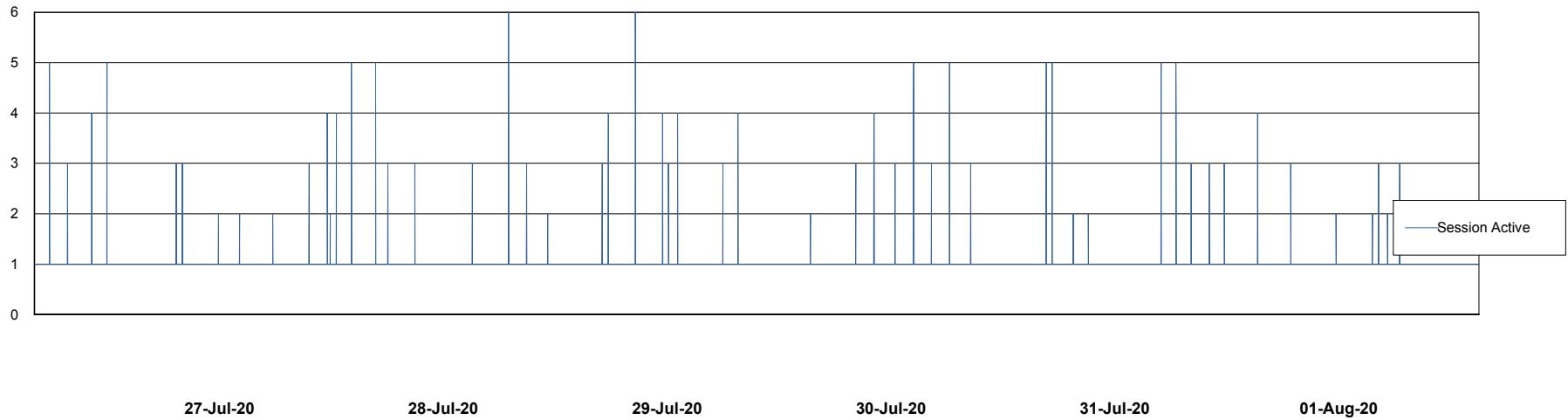
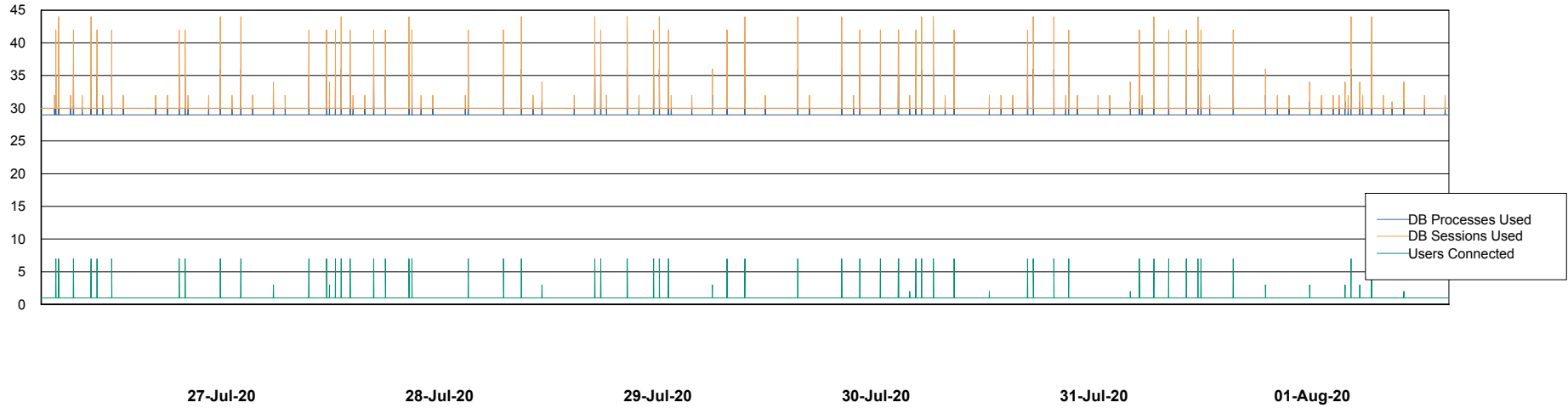


# Weekly SLA Customer Report

Customer PHS\_Production  
Database ID 47



## Database Performance PHSDB\_Standby



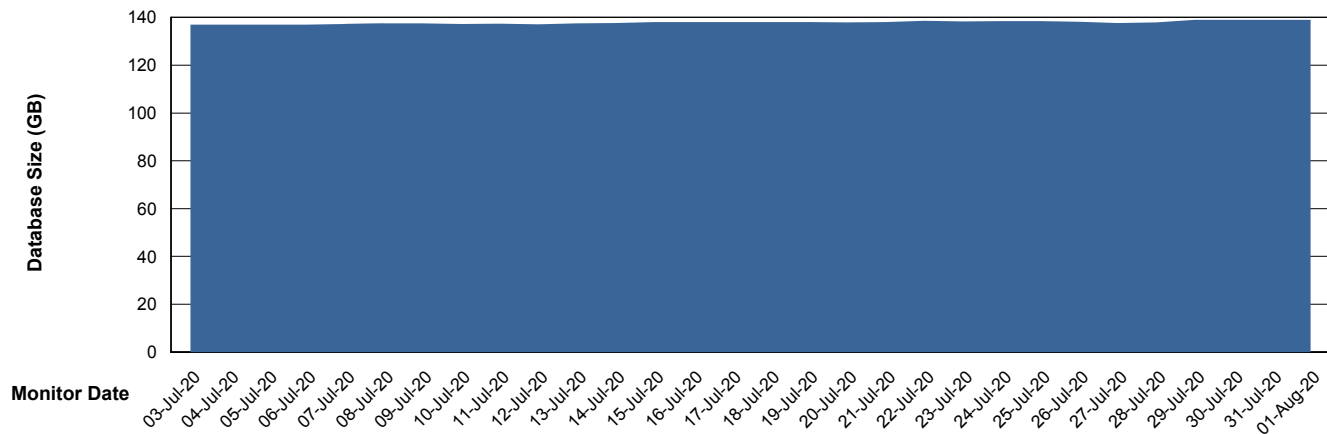
# Weekly SLA Customer Report

Customer PHS\_Production  
Database ID 47



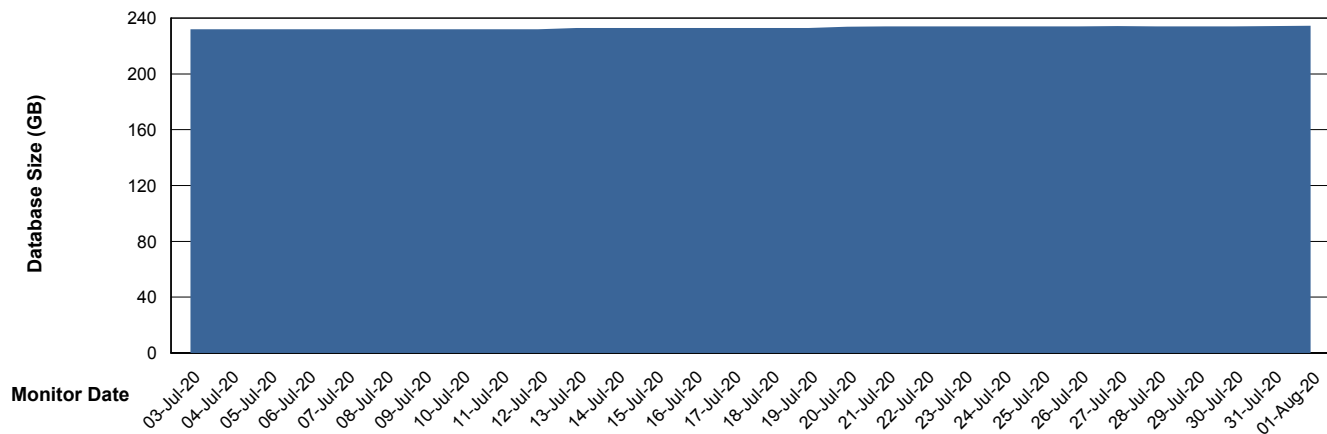
DATABASE SIZE PHS\_BI\_DB (new 2019)

### Database growth over last month



DATABASE SIZE PHSDB\_Production

### Database growth over last month



# Weekly SLA Customer Report

Customer PHS\_Production  
Database ID 47



## Database Tablespace PHS\_BI\_DB (new 2019)

Date	Tablespace Name	Filesize (Gb)	Usedsize (Gb)	Percentage free
01-Aug-20	ABSDATA	80	66	18
	INDX	85	70	18
31-Jul-20	ABSDATA	80	66	18
	INDX	85	70	18
30-Jul-20	ABSDATA	80	66	18
	INDX	85	70	18
29-Jul-20	ABSDATA	80	66	18
	INDX	85	70	18
28-Jul-20	ABSDATA	80	66	18
	INDX	85	70	18
27-Jul-20	ABSDATA	80	66	18
	INDX	85	70	18
26-Jul-20	ABSDATA	80	66	18
	INDX	85	70	18

# Weekly SLA Customer Report

Customer PHS\_Production  
Database ID 47



## Database Tablespace PHSDB\_Production

Date	Tablespace Name	Filesize (Gb)	Usedsize (Gb)	Percentage free
01-Aug-20	ABSDATA	264	218	17
	INDX	14	13	7
31-Jul-20	ABSDATA	264	218	17
	INDX	14	13	7
30-Jul-20	ABSDATA	264	218	17
	INDX	14	13	7
29-Jul-20	ABSDATA	258	218	16
	INDX	14	13	7
28-Jul-20	ABSDATA	258	219	15
	INDX	14	13	7
27-Jul-20	ABSDATA	258	218	16
	INDX	14	13	7
26-Jul-20	ABSDATA	258	219	15
	INDX	14	12	14

## BI Status and last ETL error for PHS\_BI\_DB (new 2019)

	Sun 26/7/2020	Mon 27/7/2020	Tue 28/7/2020	Wed 29/7/2020	Thu 30/7/2020	Fri 31/7/2020	Sat 1/8/2020
<b>ABS DataWarehouse ETL Health</b>	OK	OK	OK	OK	OK	OK	OK
<b>ABS DWHStaging ETL Health</b>	OK	OK	OK	OK	OK	OK	OK

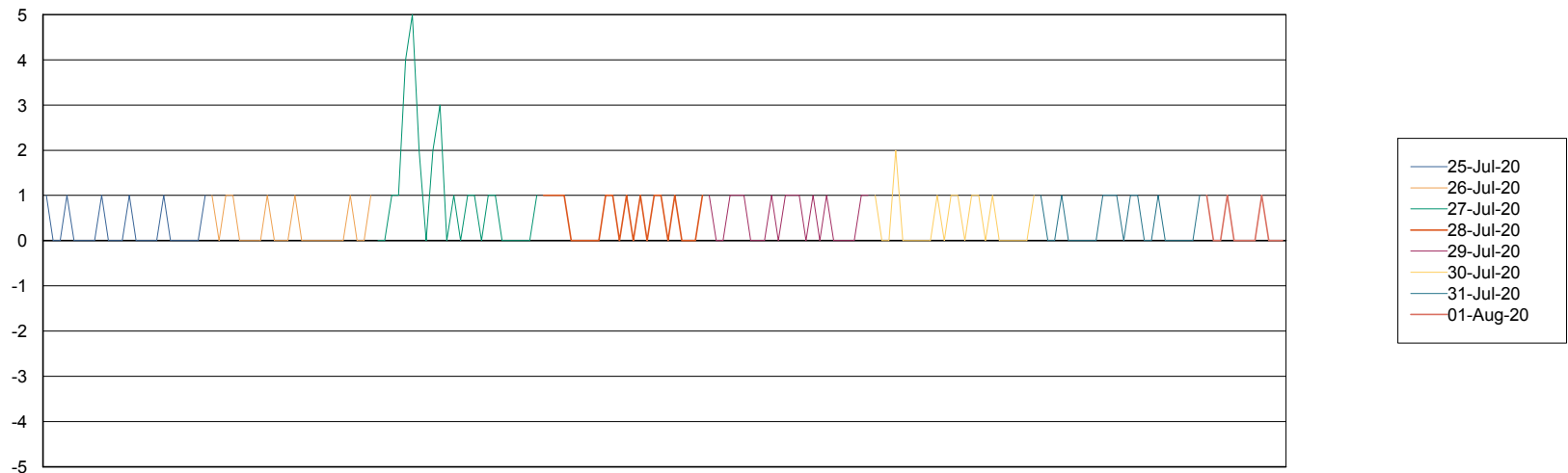
# Weekly SLA Customer Report

Customer PHS\_Production  
Database ID 47



Standby Database Health PHS\_Production

### Recovery lag for last 7 days



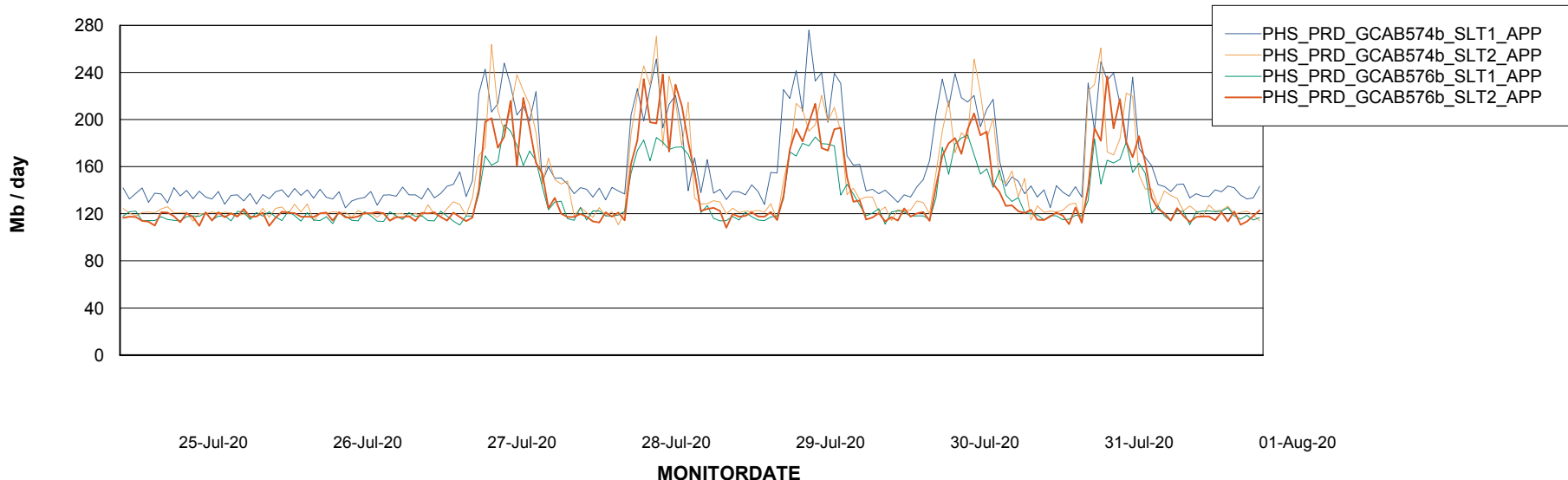
# Weekly SLA Customer Report

Customer PHS\_Production  
Database ID 47

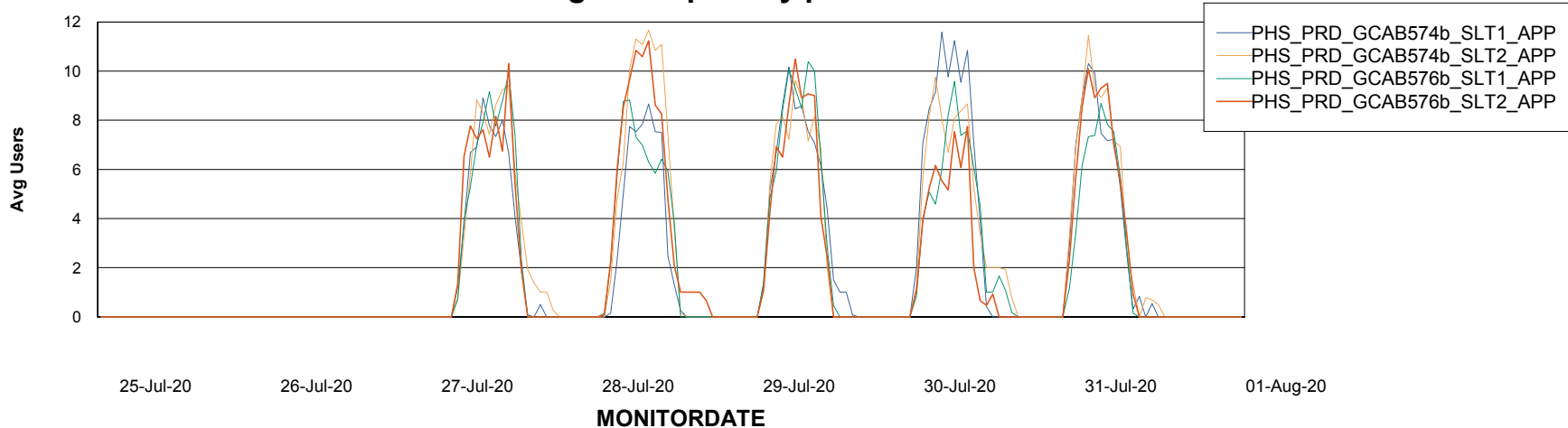


## ABSSolute Application Server Services

### Avg memory used per ABS Server Service



### Avg users per day per ABS server



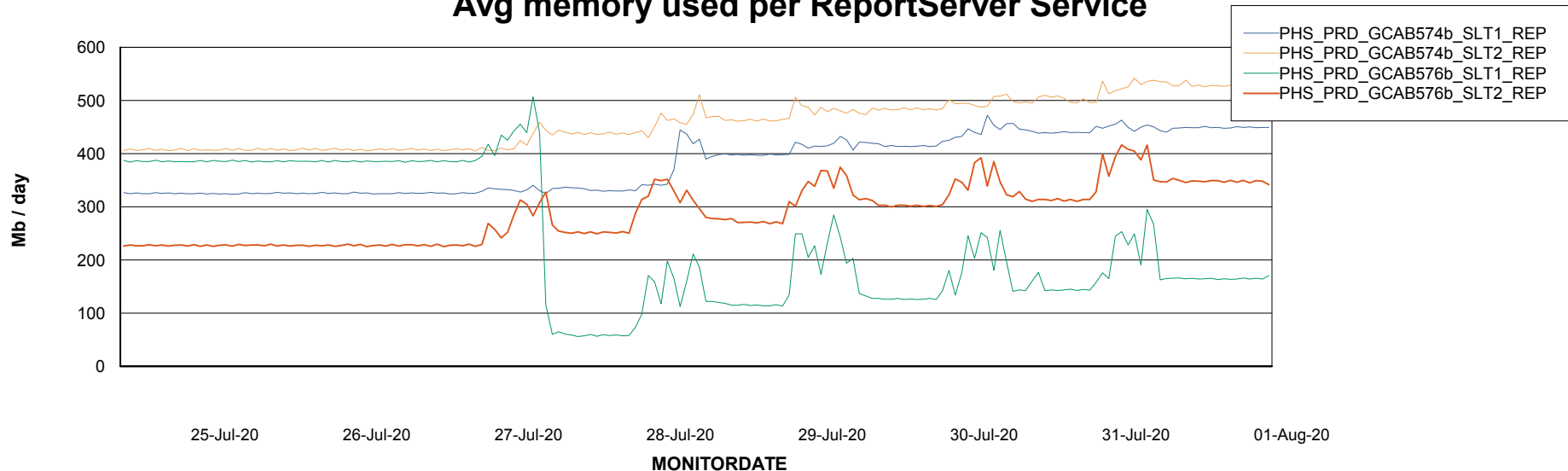
# Weekly SLA Customer Report

Customer PHS\_Production  
Database ID 47



## ABSSolute Application ReportServer Services

### Avg memory used per ReportServer Service



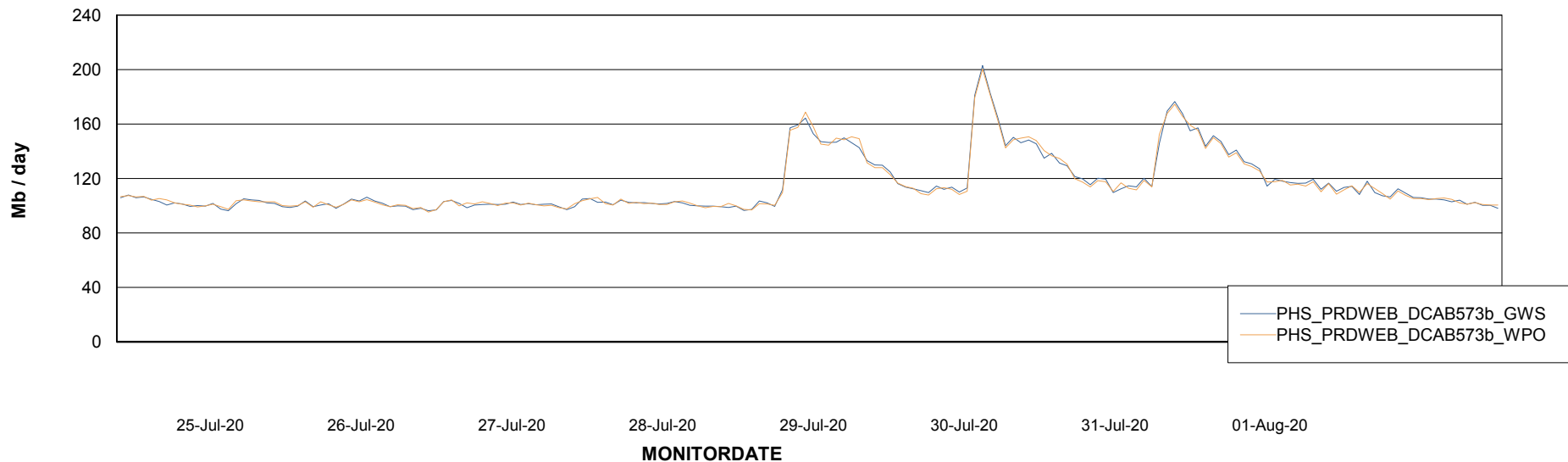
# Weekly SLA Customer Report

Customer PHS\_Production  
Database ID 47



## ABSSolute Web Component Services

### Avg memory used per ABS Web component



# Weekly SLA Customer Report

Customer PHS\_Production  
Database ID 47



## Disaster per ABS component

