

Weekly SLA Customer Report

Customer KLA_Production
Database ID 65



Harddisk Usage KLAHQORA03

	Free disk space on c: (%)	Total disk space on c: (Gb)	Free disk space on d: (%)	Total disk space on d: (Gb)
01-Aug-20	44	150	58	250
31-Jul-20	45	150	58	250
30-Jul-20	45	150	57	250
29-Jul-20	45	150	57	250
28-Jul-20	45	150	57	250
27-Jul-20	45	150	57	250
26-Jul-20	45	150	57	250

Harddisk Usage KLA_STB

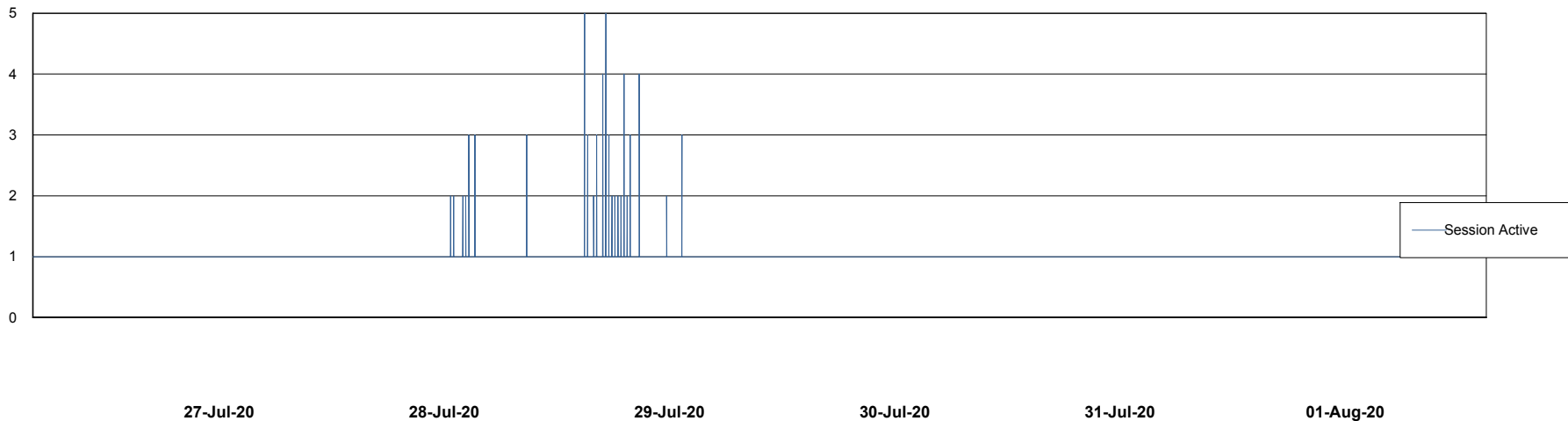
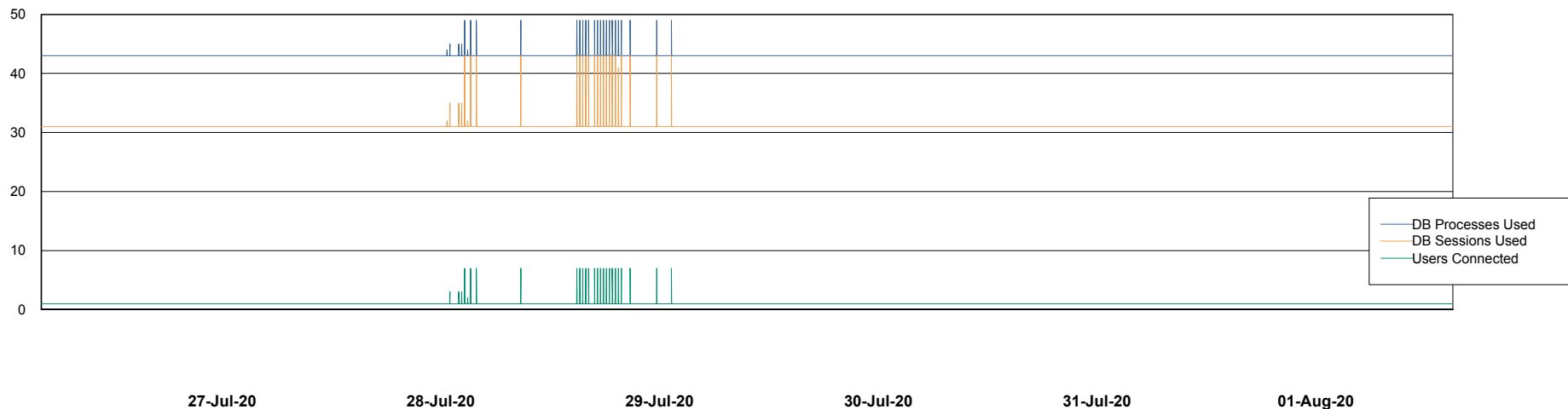
	Free disk space on c: (%)	Total disk space on c: (Gb)	Free disk space on d: (%)	Total disk space on d: (Gb)
01-Aug-20	30	250	23	200
31-Jul-20	30	250	23	200
30-Jul-20	31	250	22	200
29-Jul-20	31	250	22	200
28-Jul-20	31	250	23	200
27-Jul-20	31	250	22	200
26-Jul-20	31	250	22	200

Weekly SLA Customer Report

Customer KLA_Production
Database ID 65



Database Performance KLADB_Standby



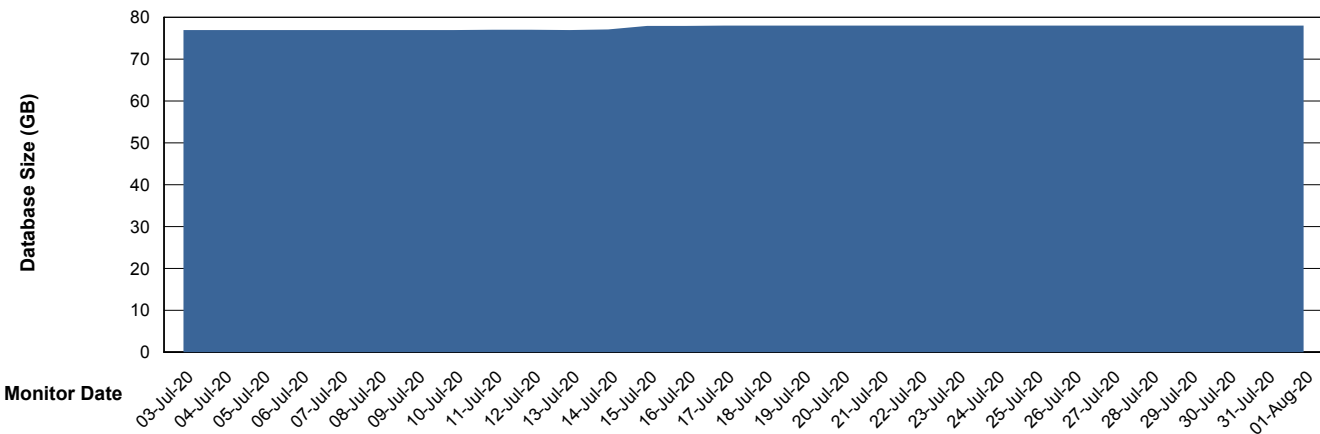
Weekly SLA Customer Report

Customer KLA_Production
 Database ID 65



DATABASE SIZE KLADB_Production

Database growth over last month



Database Tablespace KLADB_Production

Date	Tablespace Name	Filesize (Gb)	Usedsize (Gb)	Percentage free
01-Aug-20	ABSDATA	48	39	19
	INDX	45	35	22
31-Jul-20	ABSDATA	48	39	19
	INDX	45	35	22
30-Jul-20	ABSDATA	48	39	19
	INDX	45	35	22
29-Jul-20	ABSDATA	48	39	19
	INDX	45	35	22
28-Jul-20	ABSDATA	48	39	19
	INDX	45	35	22
27-Jul-20	ABSDATA	48	39	19
	INDX	45	35	22
26-Jul-20	ABSDATA	48	39	19
	INDX	45	35	22

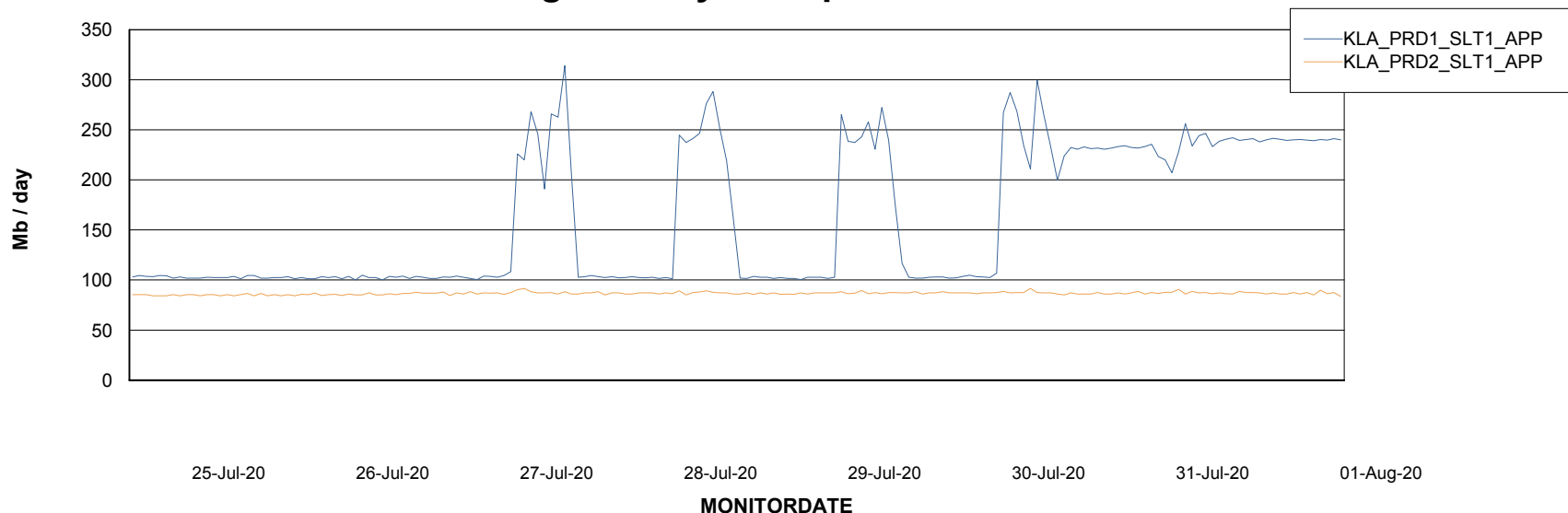
Weekly SLA Customer Report

Customer KLA_Production
Database ID 65

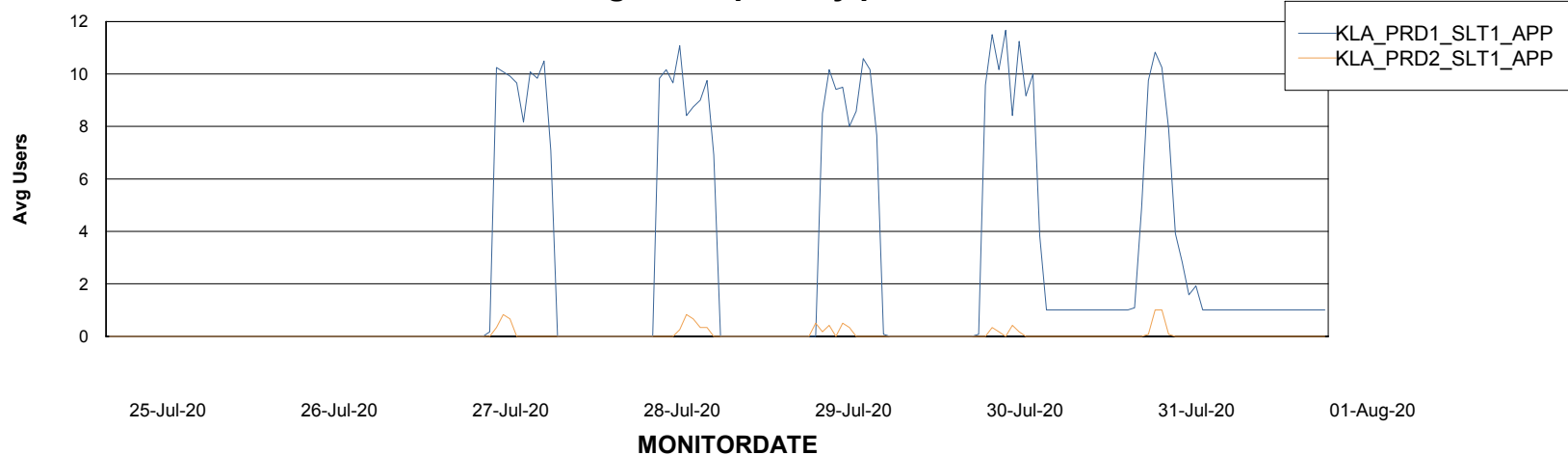


ABSSolute Application Server Services

Avg memory used per ABS Server Service



Avg users per day per ABS server



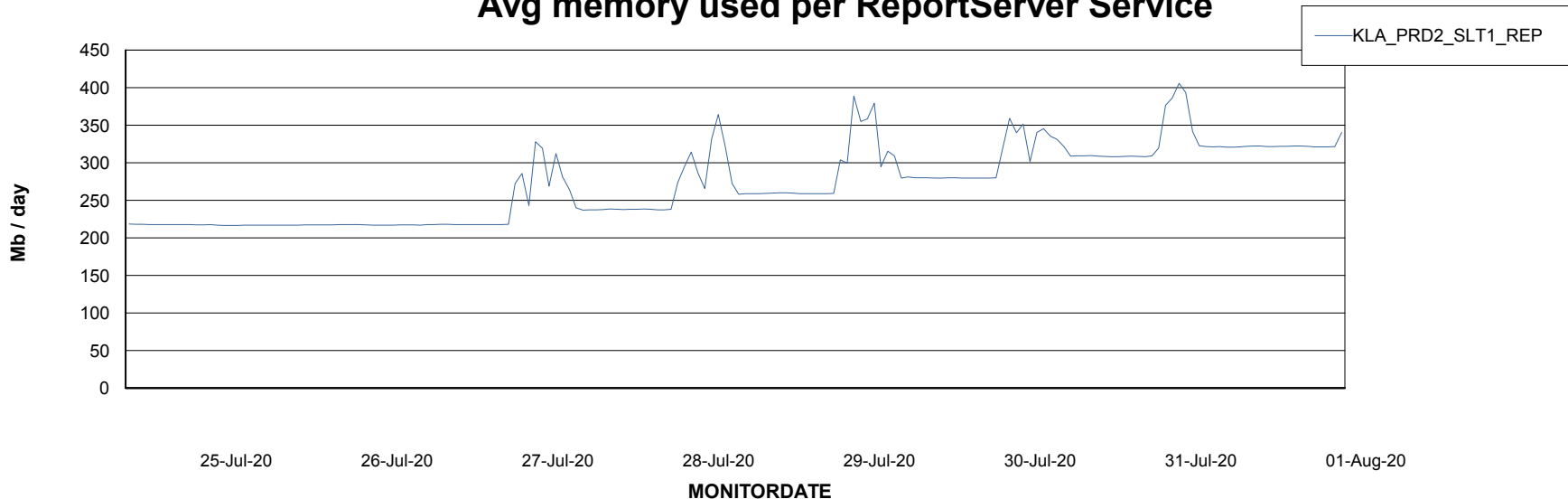
Weekly SLA Customer Report

Customer KLA_Production
Database ID 65



ABSSolute Application ReportServer Services

Avg memory used per ReportServer Service



Disaster per ABS component

