

# Weekly SLA Customer Report

Customer DFD Production  
Database ID 39



Harddisk Usage DFD\_PRD\_ABSAPP1

	Free disk space on c: (%)	Total disk space on c: (Gb)
01-Aug-20	21	90
31-Jul-20	21	90
30-Jul-20	21	90
29-Jul-20	21	90
28-Jul-20	21	90
27-Jul-20	21	90
26-Jul-20	21	90

Harddisk Usage DFD\_PRD\_ABSAPP2

	Free disk space on c: (%)	Total disk space on c: (Gb)
01-Aug-20	45	100
31-Jul-20	45	100
30-Jul-20	45	100
29-Jul-20	45	100
28-Jul-20	45	100
27-Jul-20	45	100
26-Jul-20	45	100

# Weekly SLA Customer Report

Customer DFD Production  
Database ID 39



Harddisk Usage DFD\_PRD\_ABSAPP3

	Free disk space on c: (%)	Total disk space on c: (Gb)
01-Aug-20	21	70
31-Jul-20	21	70
30-Jul-20	21	70
29-Jul-20	21	70
28-Jul-20	21	70
27-Jul-20	21	70
26-Jul-20	21	70

Harddisk Usage DFD\_PRD\_BI1

	Free disk space on c: (%)	Total disk space on c: (Gb)	Free disk space on e: (%)	Total disk space on e: (Gb)
01-Aug-20	19	150	23	200
31-Jul-20	19	150	23	200
30-Jul-20	19	150	24	200
29-Jul-20	19	150	24	200
28-Jul-20	19	150	24	200
27-Jul-20	19	150	24	200
26-Jul-20	19	150	24	200

# Weekly SLA Customer Report

Customer DFD Production  
Database ID 39



Harddisk Usage DFD\_PRD\_ORACLE1

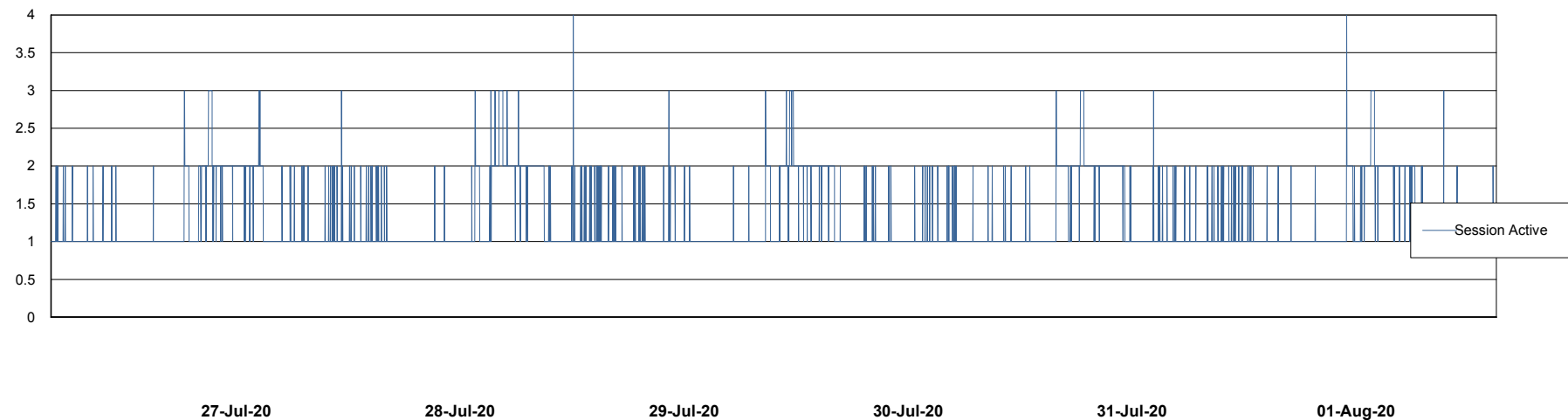
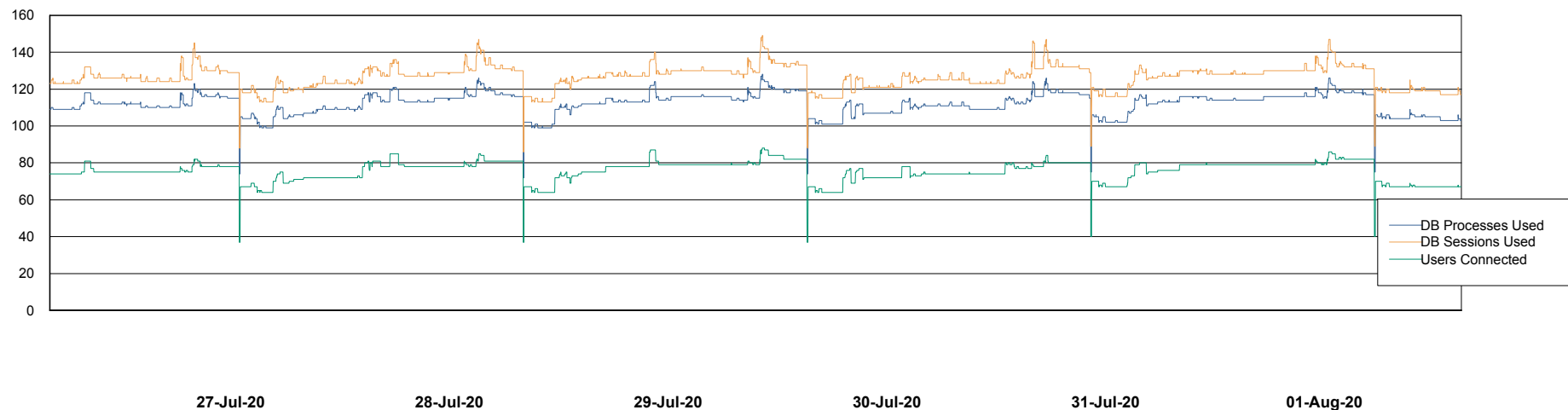
	Free disk space on c: (%)	Total disk space on c: (Gb)	Free disk space on d: (%)	Total disk space on d: (Gb)	Free disk space on e: (%)	Total disk space on e: (Gb)	Free disk space on f: (%)	Total disk space on f: (Gb)
01-Aug-20	26	78	72	479	14	550	68	800
31-Jul-20	26	78	72	479	14	550	68	800
30-Jul-20	26	78	72	479	14	550	69	800
29-Jul-20	26	78	72	479	12	550	69	800
28-Jul-20	26	78	72	479	13	550	69	800
27-Jul-20	26	78	72	479	13	550	69	800
26-Jul-20	26	78	72	479	15	550	69	800

# Weekly SLA Customer Report

Customer DFD Production  
Database ID 39



## Database Performance DFDDDB\_Production

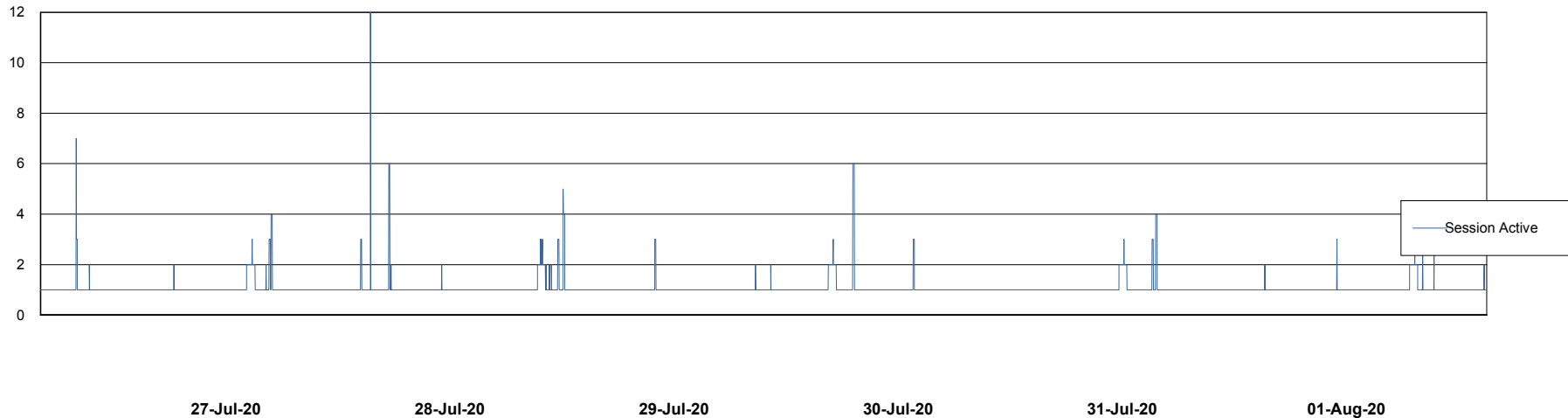
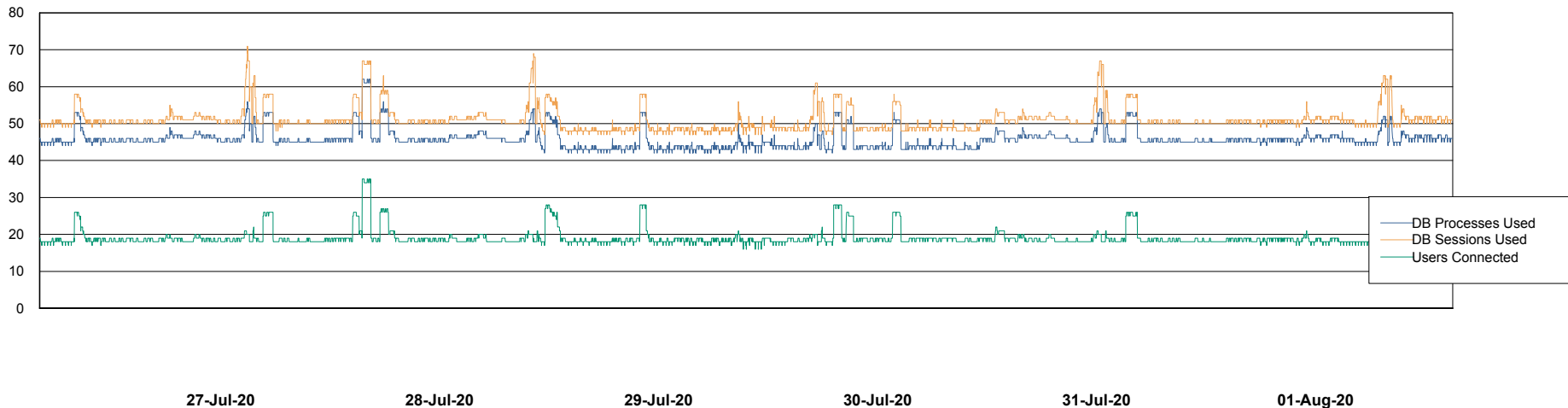


# Weekly SLA Customer Report

Customer DFD Production  
Database ID 39



## Database Performance DFDDDBBI\_Production



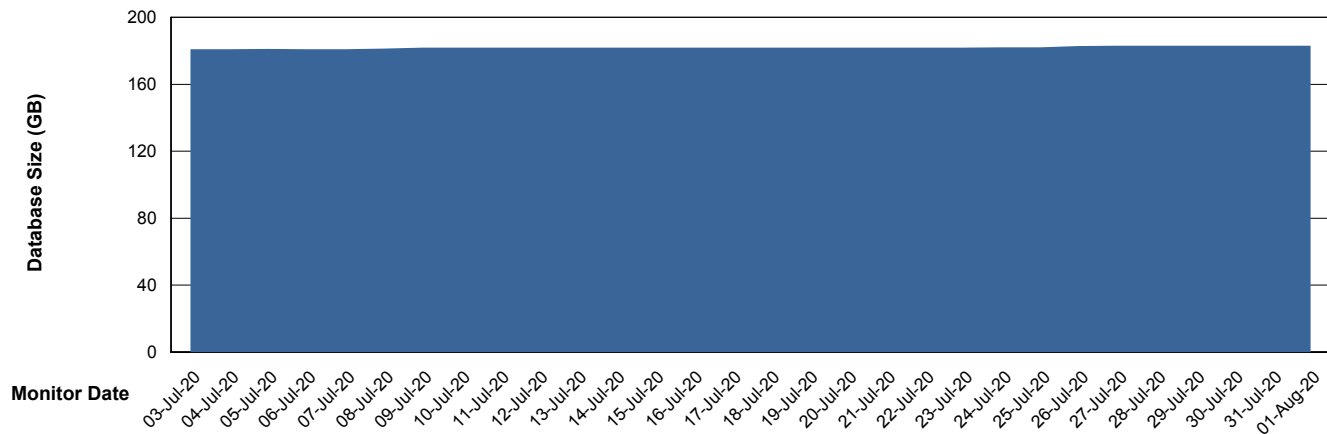
# Weekly SLA Customer Report

Customer DFD Production  
Database ID 39



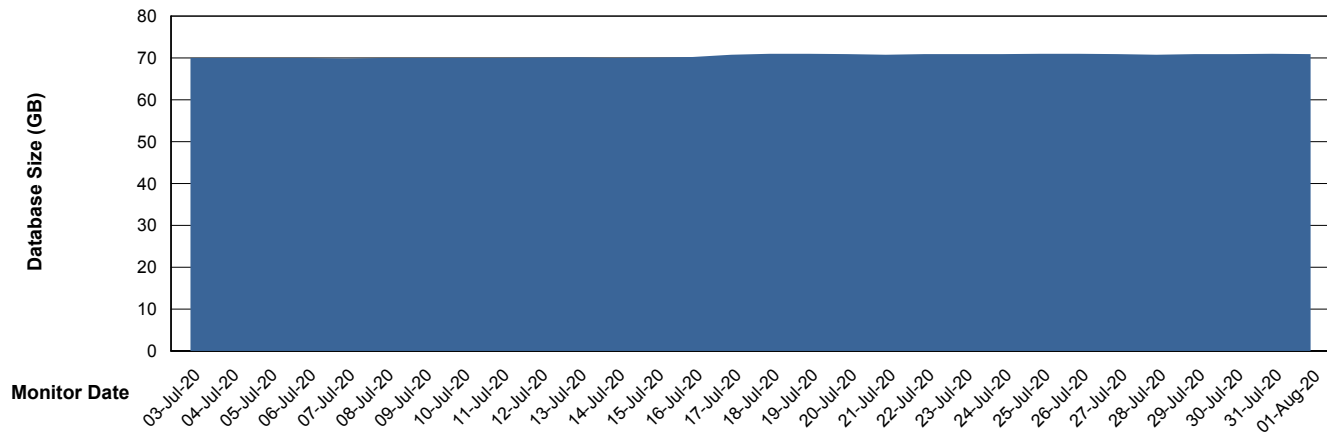
DATABASE SIZE DFDDDB\_Production

### Database growth over last month



DATABASE SIZE DFDDDBI\_Production

### Database growth over last month



# Weekly SLA Customer Report

Customer DFD Production  
Database ID 39



## Database Tablespace DFDDDB\_Production

Date	Tablespace Name	Filesize (Gb)	Usedsize (Gb)	Percentage free
01-Aug-20	ABSDATA	75	59	21
	INDX	151	121	20
31-Jul-20	ABSDATA	75	59	21
	INDX	151	121	20
30-Jul-20	ABSDATA	75	59	21
	INDX	151	121	20
29-Jul-20	ABSDATA	75	59	21
	INDX	144	121	16
28-Jul-20	ABSDATA	75	59	21
	INDX	144	121	16
27-Jul-20	ABSDATA	75	59	21
	INDX	144	121	16
26-Jul-20	ABSDATA	75	59	21
	INDX	144	121	16

# Weekly SLA Customer Report

Customer DFD Production  
Database ID 39



## Database Tablespace DFDDDBI\_Production

Date	Tablespace Name	Filesize (Gb)	Usedsize (Gb)	Percentage free
01-Aug-20	ABSDATA	41	34	17
	INDX	39	32	18
31-Jul-20	ABSDATA	41	34	17
	INDX	39	32	18
30-Jul-20	ABSDATA	41	34	17
	INDX	39	32	18
29-Jul-20	ABSDATA	41	34	17
	INDX	38	32	16
28-Jul-20	ABSDATA	41	34	17
	INDX	38	32	16
27-Jul-20	ABSDATA	41	34	17
	INDX	38	32	16
26-Jul-20	ABSDATA	41	34	17
	INDX	38	32	16

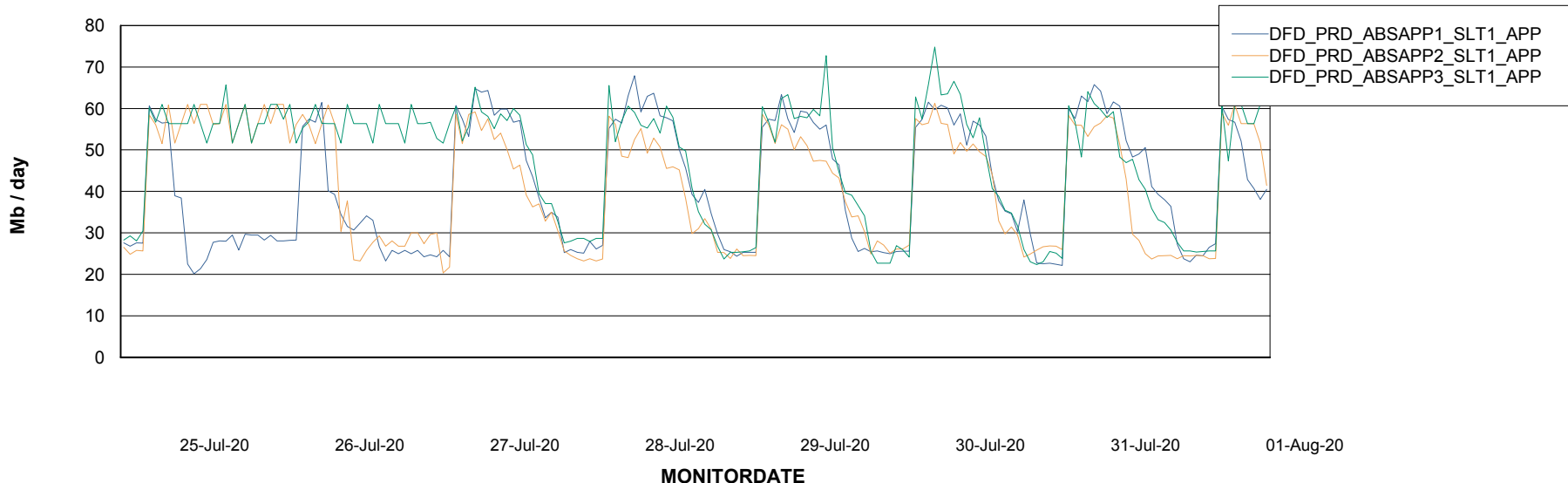
# Weekly SLA Customer Report

Customer DFD Production  
Database ID 39

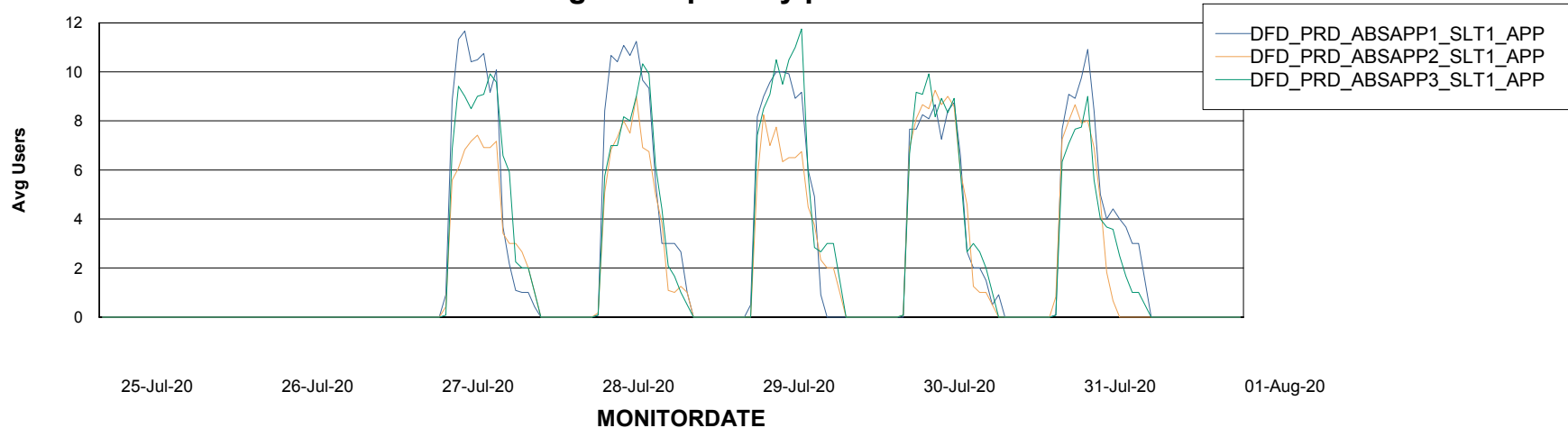


## ABSSolute Application Server Services

### Avg memory used per ABS Server Service



### Avg users per day per ABS server



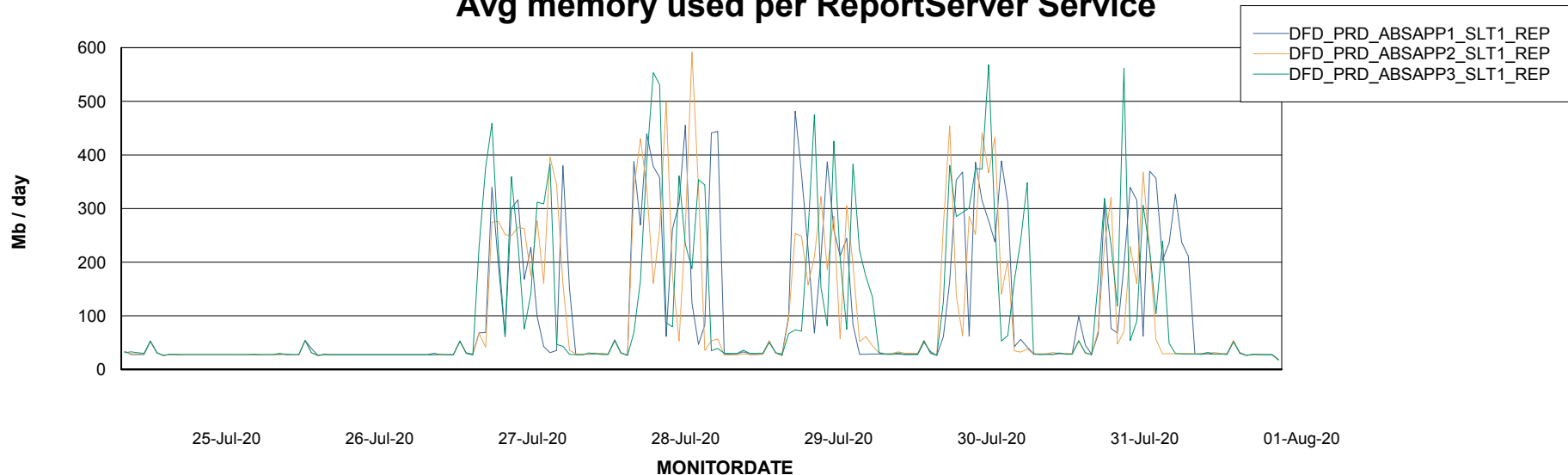
# Weekly SLA Customer Report

Customer DFD Production  
 Database ID 39



## ABSSolute Application ReportServer Services

### Avg memory used per ReportServer Service



### Disaster per ABS component

