

Weekly SLA Customer Report

Customer KLA_Production
Database ID 65



Harddisk Usage KLAHQORA03

	Free disk space on c: (%)	Total disk space on c: (Gb)	Free disk space on d: (%)	Total disk space on d: (Gb)
25-Jul-20	44	150	57	250
24-Jul-20	45	150	57	250
23-Jul-20	45	150	57	250
22-Jul-20	45	150	57	250
21-Jul-20	45	150	56	250
20-Jul-20	45	150	56	250
19-Jul-20	45	150	56	250

Harddisk Usage KLA_STB

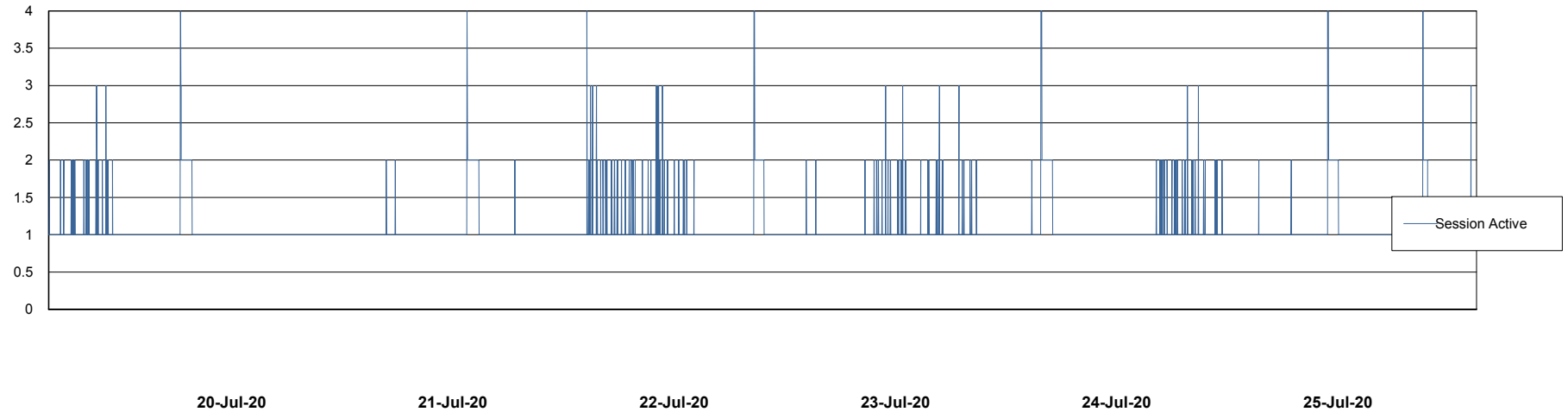
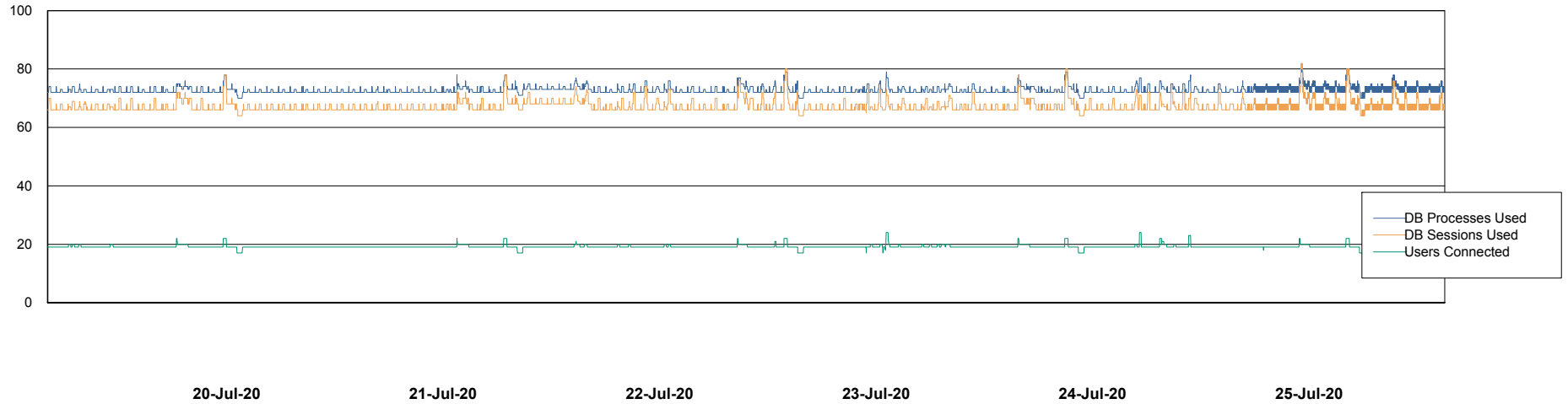
	Free disk space on c: (%)	Total disk space on c: (Gb)	Free disk space on d: (%)	Total disk space on d: (Gb)
25-Jul-20	32	250	23	200
24-Jul-20	32	250	23	200
23-Jul-20	32	250	23	200
22-Jul-20	33	250	23	200
21-Jul-20	33	250	23	200
20-Jul-20	33	250	22	200
19-Jul-20	33	250	22	200

Weekly SLA Customer Report

Customer KLA_Production
Database ID 65



Database Performance KLADB_Production

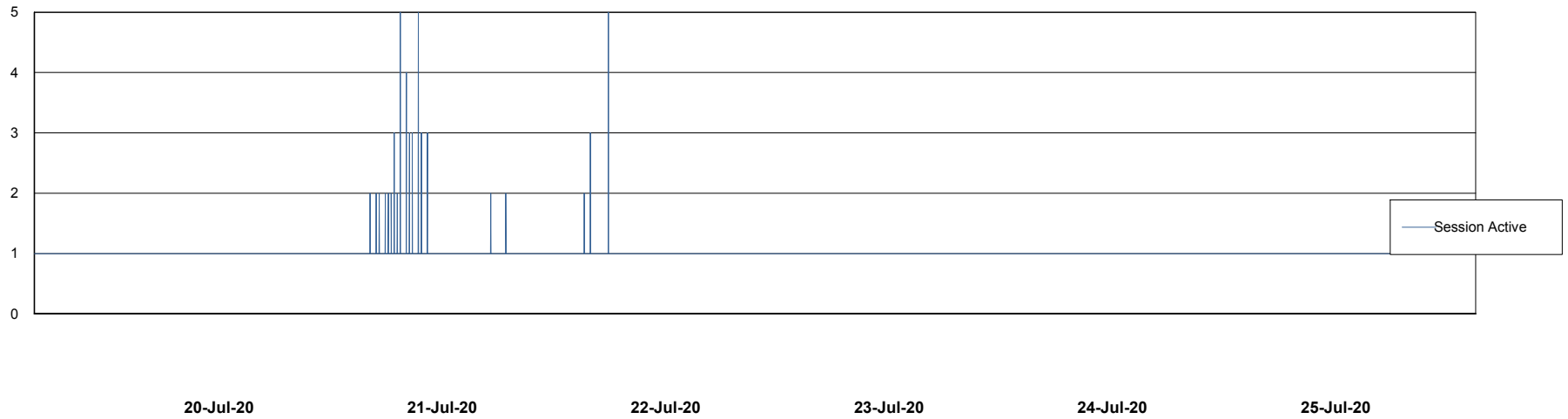
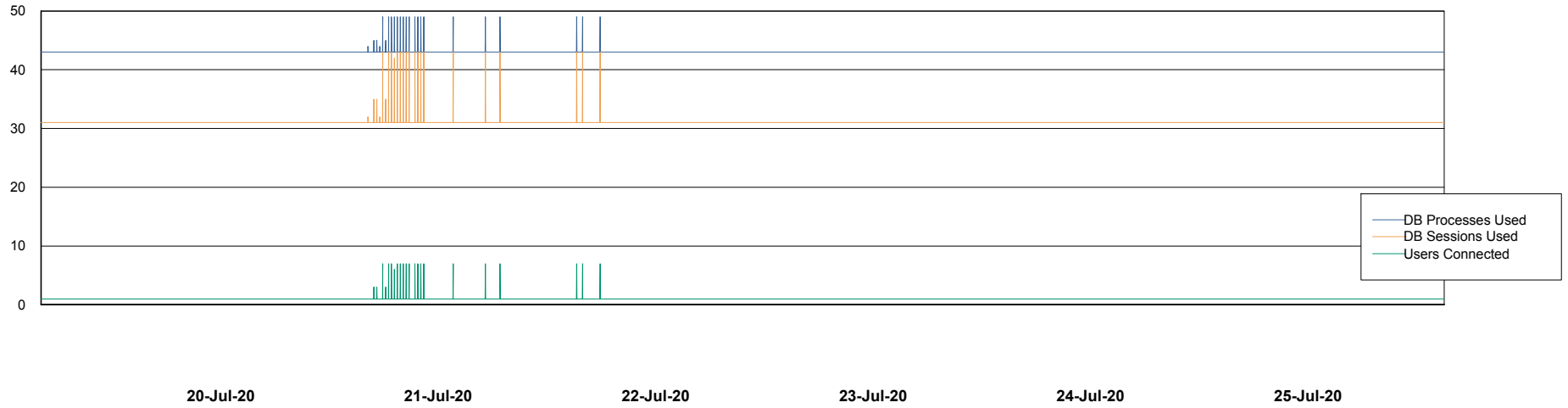


Weekly SLA Customer Report

Customer KLA_Production
Database ID 65



Database Performance KLADB_Standby



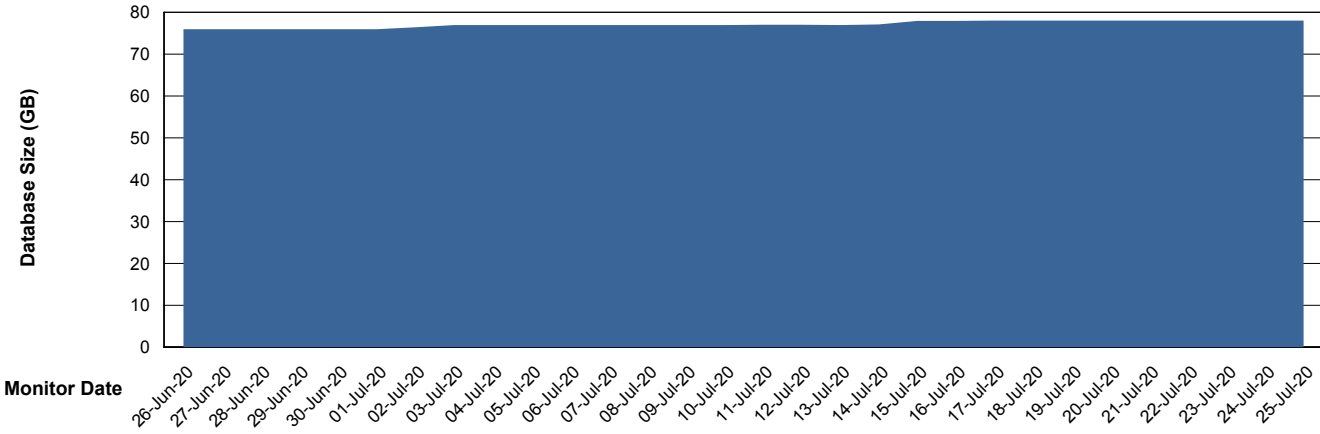
Weekly SLA Customer Report

Customer KLA_Production
 Database ID 65



DATABASE SIZE KLADB_Production

Database growth over last month



Database Tablespace KLADB_Production

Date	Tablespace Name	Filesize (Gb)	Usedsize (Gb)	Percentage free
25-Jul-20	ABSDATA	48	39	19
	INDX	45	35	22
24-Jul-20	ABSDATA	48	39	19
	INDX	45	35	22
23-Jul-20	ABSDATA	48	39	19
	INDX	45	35	22
22-Jul-20	ABSDATA	48	39	19
	INDX	45	35	22
21-Jul-20	ABSDATA	48	39	19
	INDX	45	35	22
20-Jul-20	ABSDATA	48	39	19
	INDX	45	35	22
19-Jul-20	ABSDATA	48	39	19
	INDX	45	35	22

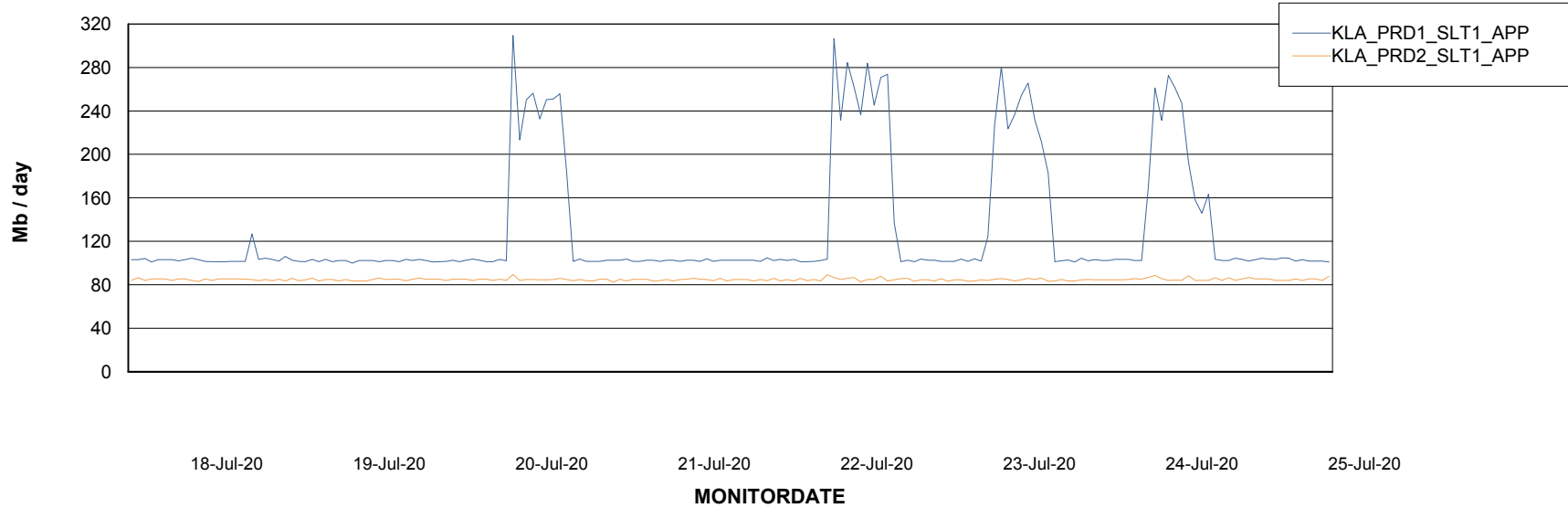
Weekly SLA Customer Report

Customer KLA_Production
Database ID 65

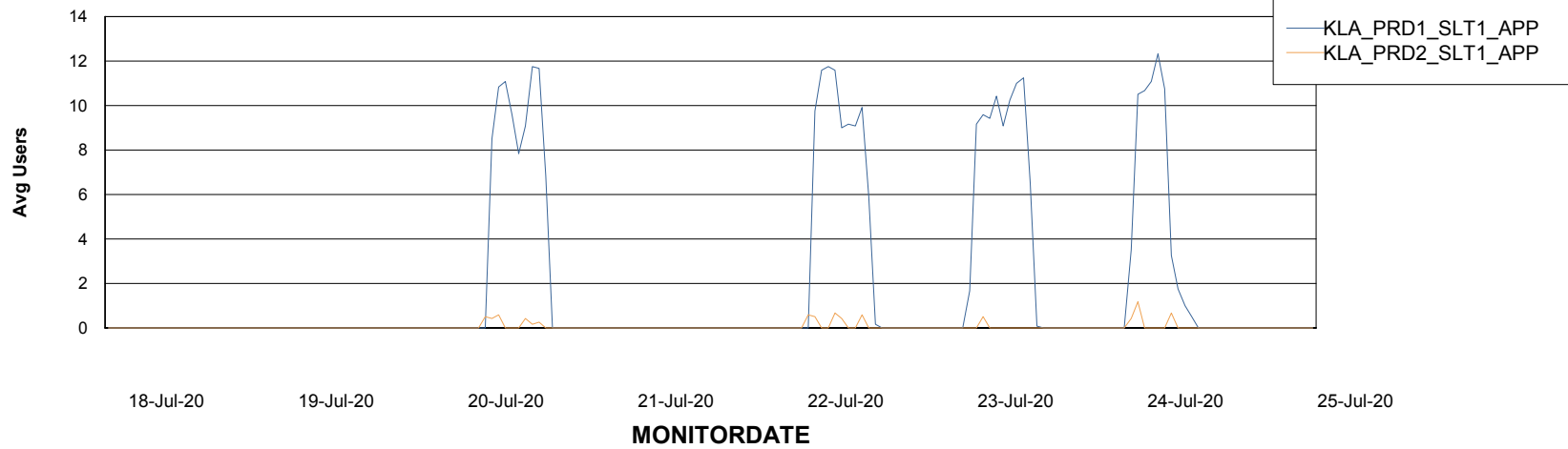


ABSSolute Application Server Services

Avg memory used per ABS Server Service



Avg users per day per ABS server



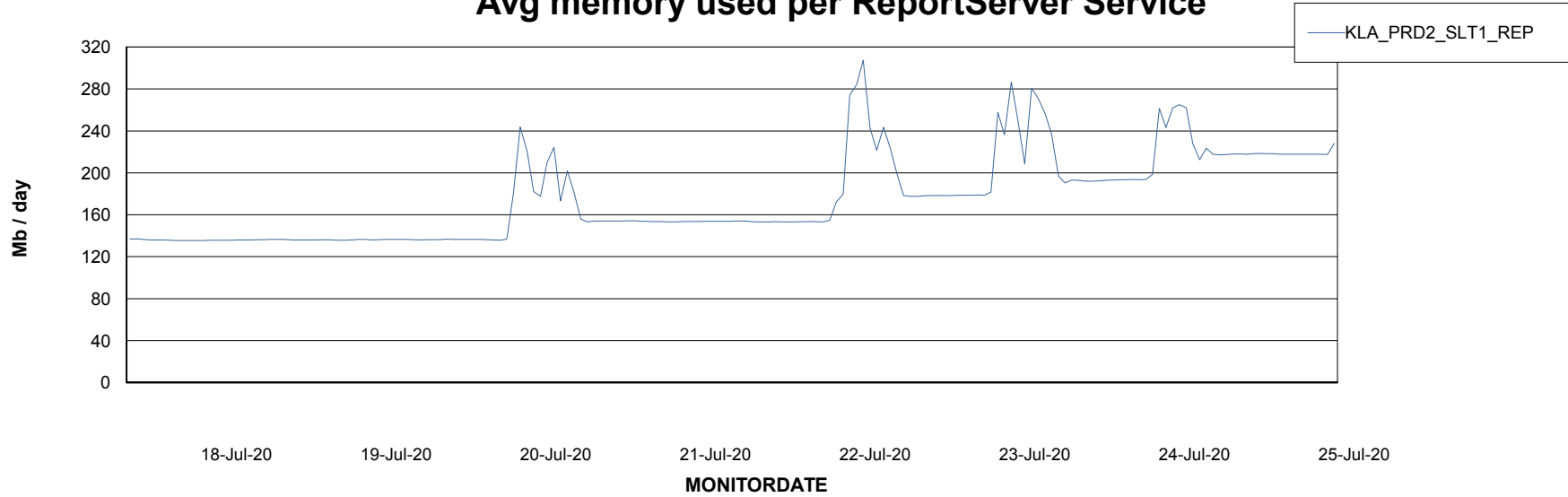
Weekly SLA Customer Report

Customer KLA_Production
Database ID 65



ABSSolute Application ReportServer Services

Avg memory used per ReportServer Service



Disaster per ABS component

