

Weekly SLA Customer Report

Customer DFD Production
 Database ID 39



Harddisk Usage DFD_PRD_ABSAPP1

	Free disk space on c: (%)	Total disk space on c: (Gb)
25-Jul-20	21	90
24-Jul-20	21	90
23-Jul-20	21	90
22-Jul-20	21	90
21-Jul-20	21	90
20-Jul-20	21	90
19-Jul-20	21	90

Harddisk Usage DFD_PRD_ABSAPP2

	Free disk space on c: (%)	Total disk space on c: (Gb)
25-Jul-20	45	100
24-Jul-20	45	100
23-Jul-20	45	100
22-Jul-20	45	100
21-Jul-20	45	100
20-Jul-20	45	100
19-Jul-20	45	100

Weekly SLA Customer Report

Customer DFD Production
Database ID 39



Harddisk Usage DFD_PRD_ABSAPP3

	Free disk space on c: (%)	Total disk space on c: (Gb)
25-Jul-20	21	70
24-Jul-20	21	70
23-Jul-20	21	70
22-Jul-20	21	70
21-Jul-20	21	70
20-Jul-20	21	70
19-Jul-20	21	70

Harddisk Usage DFD_PRD_BI1

	Free disk space on c: (%)	Total disk space on c: (Gb)	Free disk space on e: (%)	Total disk space on e: (Gb)
25-Jul-20	19	150	24	200
24-Jul-20	19	150	24	200
23-Jul-20	19	150	24	200
22-Jul-20	19	150	24	200
21-Jul-20	19	150	24	200
20-Jul-20	19	150	24	200
19-Jul-20	19	150	24	200

Weekly SLA Customer Report

Customer DFD Production
Database ID 39



Harddisk Usage DFD_PRD_ORACLE1

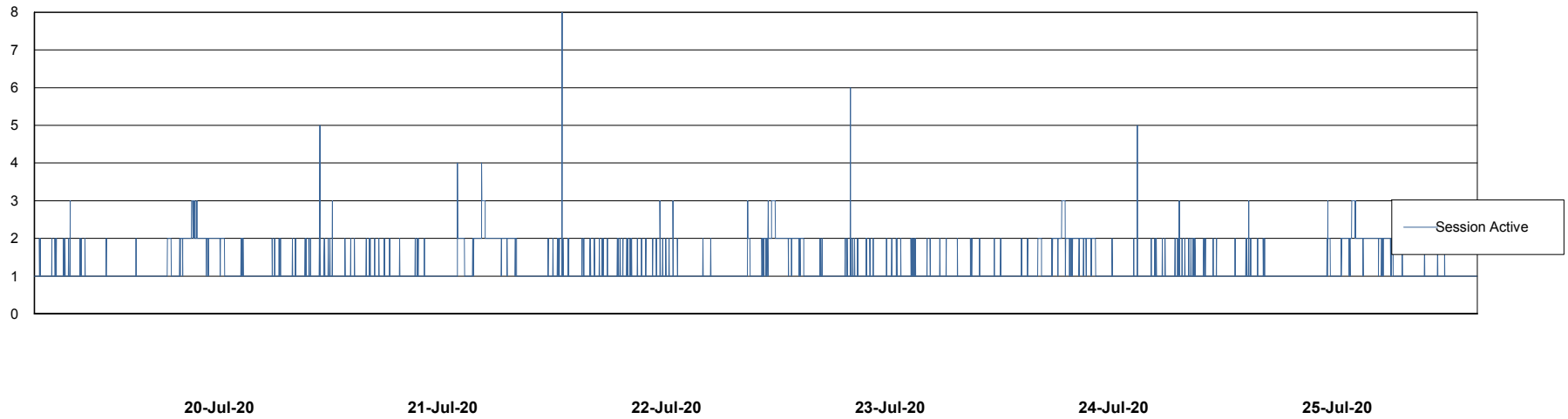
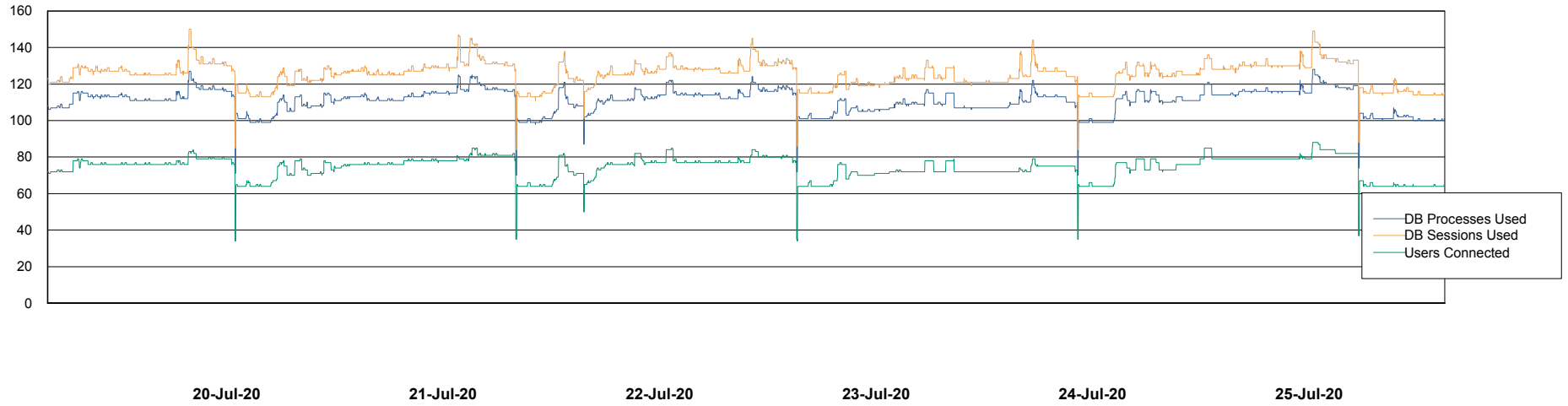
	Free disk space on c: (%)	Total disk space on c: (Gb)	Free disk space on d: (%)	Total disk space on d: (Gb)	Free disk space on e: (%)	Total disk space on e: (Gb)	Free disk space on f: (%)	Total disk space on f: (Gb)
25-Jul-20	27	78	73	479	14	550	69	800
24-Jul-20	26	78	72	479	13	550	69	800
23-Jul-20	27	78	72	479	12	550	69	800
22-Jul-20	27	78	72	479	12	550	69	800
21-Jul-20	27	78	73	479	13	550	69	800
20-Jul-20	27	78	72	479	13	550	69	800
19-Jul-20	27	78	72	479	13	550	69	800

Weekly SLA Customer Report

Customer DFD Production
Database ID 39



Database Performance DFDDDB_Production

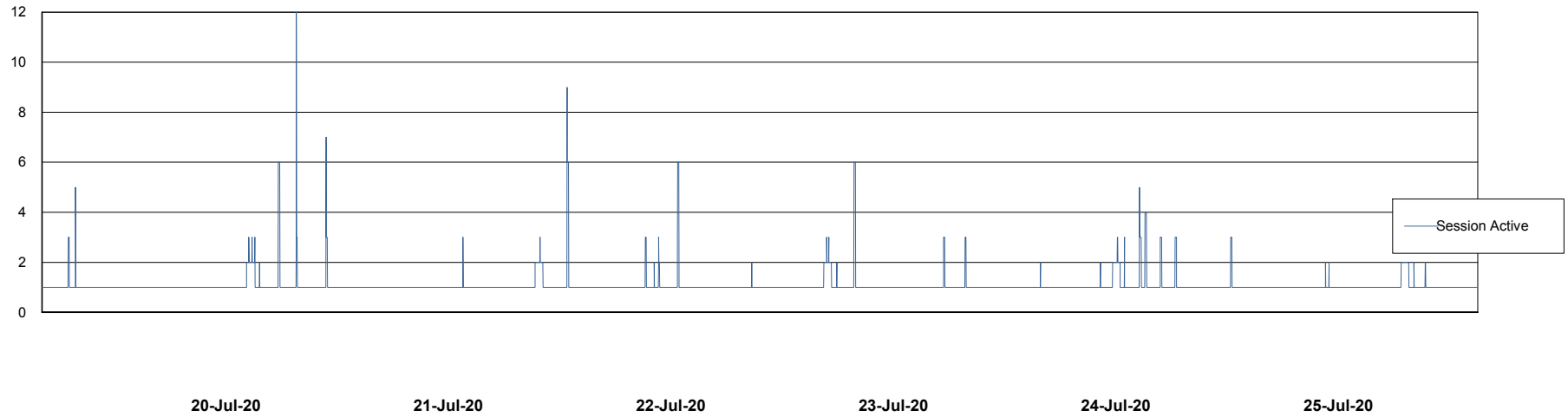
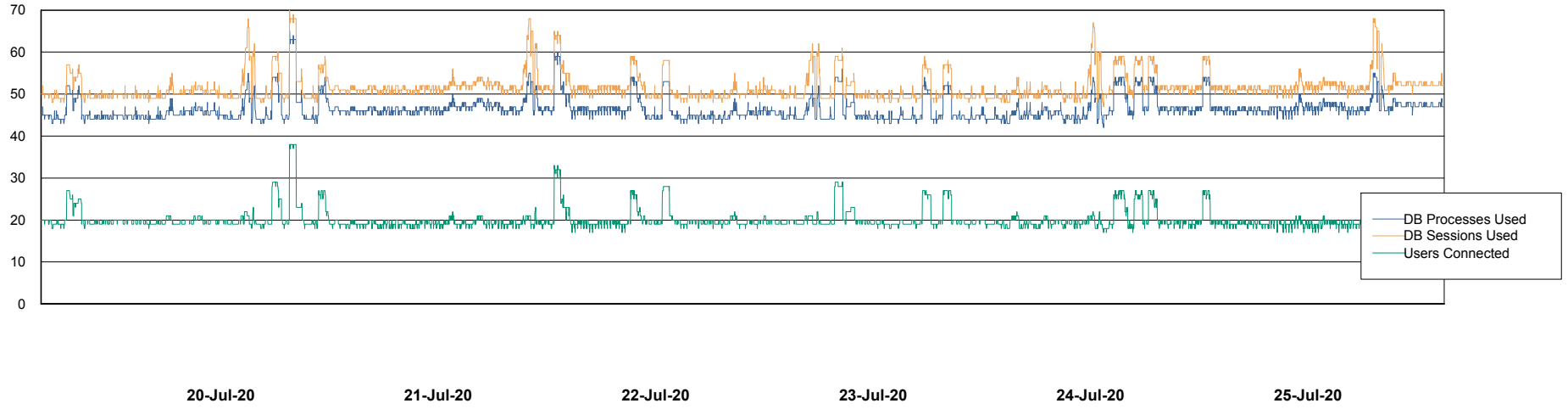


Weekly SLA Customer Report

Customer DFD Production
Database ID 39



Database Performance DFDDDBBI_Production



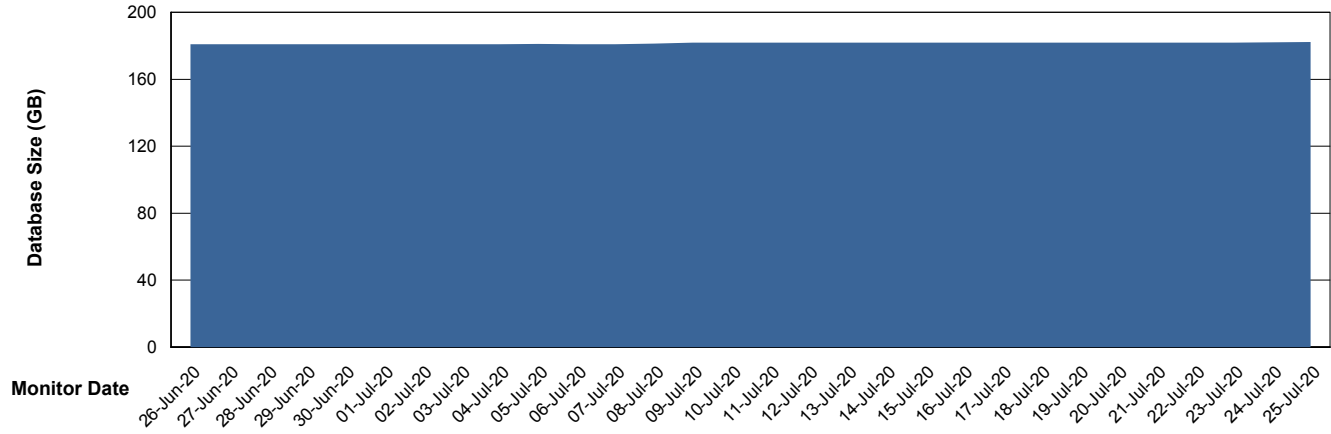
Weekly SLA Customer Report

Customer DFD Production
Database ID 39



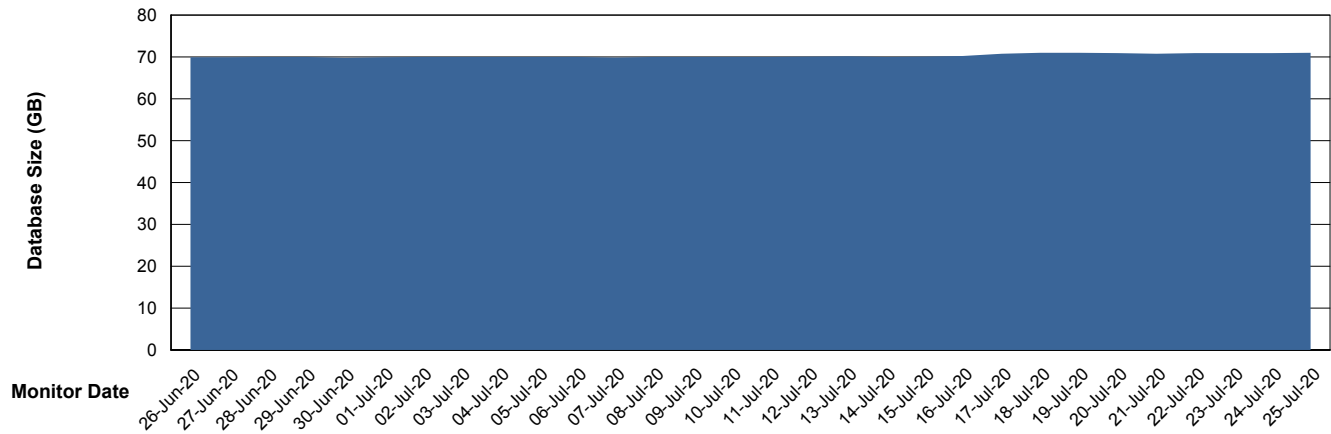
DATABASE SIZE DFDDDB_Production

Database growth over last month



DATABASE SIZE DFDDDBI_Production

Database growth over last month



Weekly SLA Customer Report

Customer DFD Production
Database ID 39



Database Tablespace DFDDDB_Production

Date	Tablespace Name	Filesize (Gb)	Usedsize (Gb)	Percentage free
25-Jul-20	ABSDATA	75	59	21
	INDX	144	120	17
24-Jul-20	ABSDATA	75	59	21
	INDX	144	120	17
23-Jul-20	ABSDATA	75	59	21
	INDX	144	120	17
22-Jul-20	ABSDATA	75	59	21
	INDX	144	120	17
21-Jul-20	ABSDATA	75	59	21
	INDX	144	120	17
20-Jul-20	ABSDATA	75	59	21
	INDX	144	120	17
19-Jul-20	ABSDATA	75	59	21
	INDX	144	120	17

Weekly SLA Customer Report

Customer DFD Production
 Database ID 39



Database Tablespace DFDDDBI_Production

Date	Tablespace Name	Filesize (Gb)	Usedsize (Gb)	Percentage free
25-Jul-20	ABSDATA	41	34	17
	INDX	38	32	16
24-Jul-20	ABSDATA	41	34	17
	INDX	38	32	16
23-Jul-20	ABSDATA	41	34	17
	INDX	38	32	16
22-Jul-20	ABSDATA	41	34	17
	INDX	38	32	16
21-Jul-20	ABSDATA	41	34	17
	INDX	38	32	16
20-Jul-20	ABSDATA	41	34	17
	INDX	38	31	18
19-Jul-20	ABSDATA	41	34	17
	INDX	38	31	18

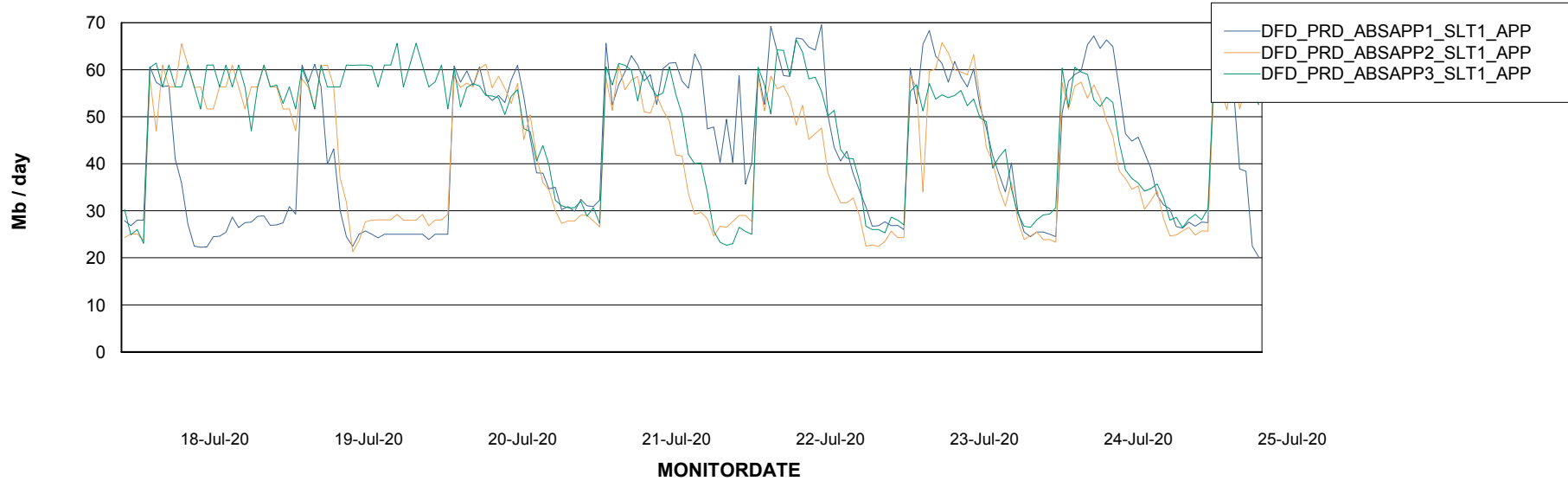
Weekly SLA Customer Report

Customer DFD Production
Database ID 39

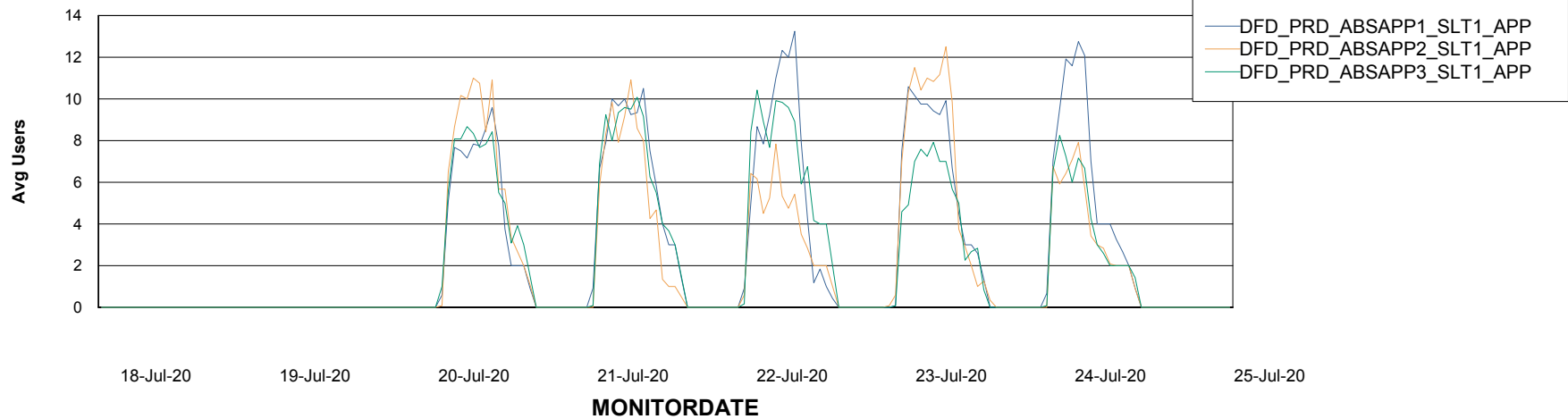


ABSSolute Application Server Services

Avg memory used per ABS Server Service



Avg users per day per ABS server



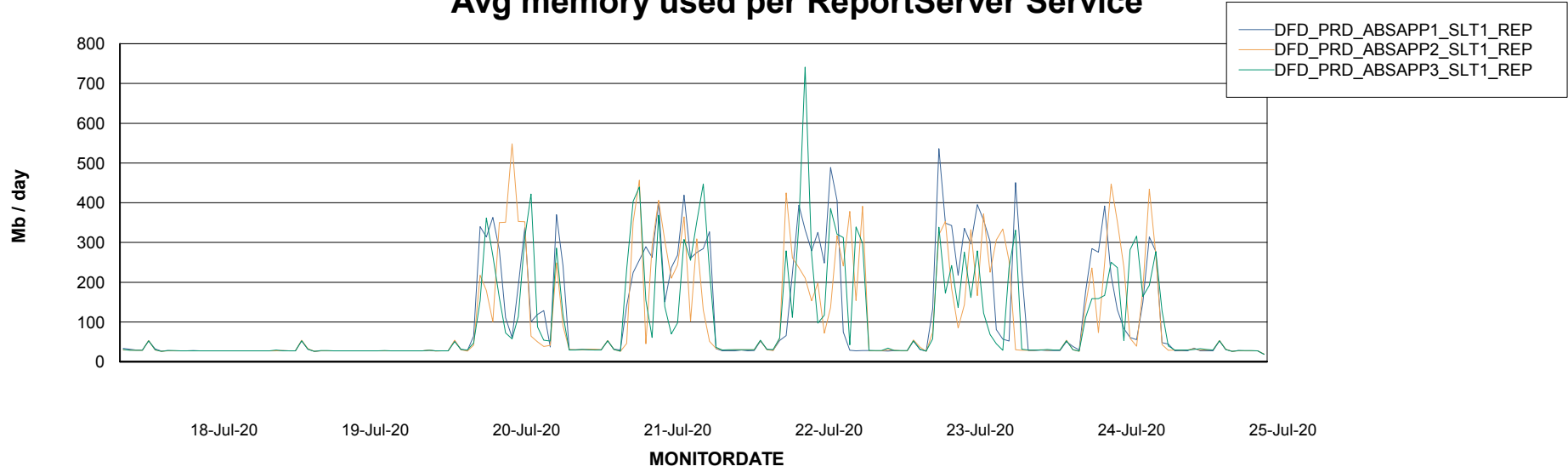
Weekly SLA Customer Report

Customer DFD Production
Database ID 39



ABSSolute Application ReportServer Services

Avg memory used per ReportServer Service



Disaster per ABS component

