

# Weekly SLA Customer Report

Customer DFD Production  
 Database ID 39



Harddisk Usage DFD\_PRD\_ABSAPP1

	Free disk space on c: (%)	Total disk space on c: (Gb)
18-Jul-20	21	90
17-Jul-20	21	90
16-Jul-20	21	90
15-Jul-20	21	90
14-Jul-20	22	90
13-Jul-20	21	90
12-Jul-20	21	90

Harddisk Usage DFD\_PRD\_ABSAPP2

	Free disk space on c: (%)	Total disk space on c: (Gb)
18-Jul-20	45	100
17-Jul-20	45	100
16-Jul-20	45	100
15-Jul-20	45	100
14-Jul-20	46	100
13-Jul-20	46	100
12-Jul-20	46	100

# Weekly SLA Customer Report

Customer DFD Production  
 Database ID 39



Harddisk Usage DFD\_PRD\_ABSAPP3

	Free disk space on c: (%)	Total disk space on c: (Gb)
18-Jul-20	21	70
17-Jul-20	21	70
16-Jul-20	21	70
15-Jul-20	21	70
14-Jul-20	21	70
13-Jul-20	21	70
12-Jul-20	21	70

Harddisk Usage DFD\_PRD\_BI1

	Free disk space on c: (%)	Total disk space on c: (Gb)	Free disk space on e: (%)	Total disk space on e: (Gb)
18-Jul-20	19	150	24	200
17-Jul-20	19	150	24	200
16-Jul-20	19	150	24	200
15-Jul-20	19	150	24	200
14-Jul-20	19	150	24	200
13-Jul-20	19	150	24	200
12-Jul-20	19	150	24	200

# Weekly SLA Customer Report

Customer DFD Production  
 Database ID 39



Harddisk Usage DFD\_PRD\_ORACLE1

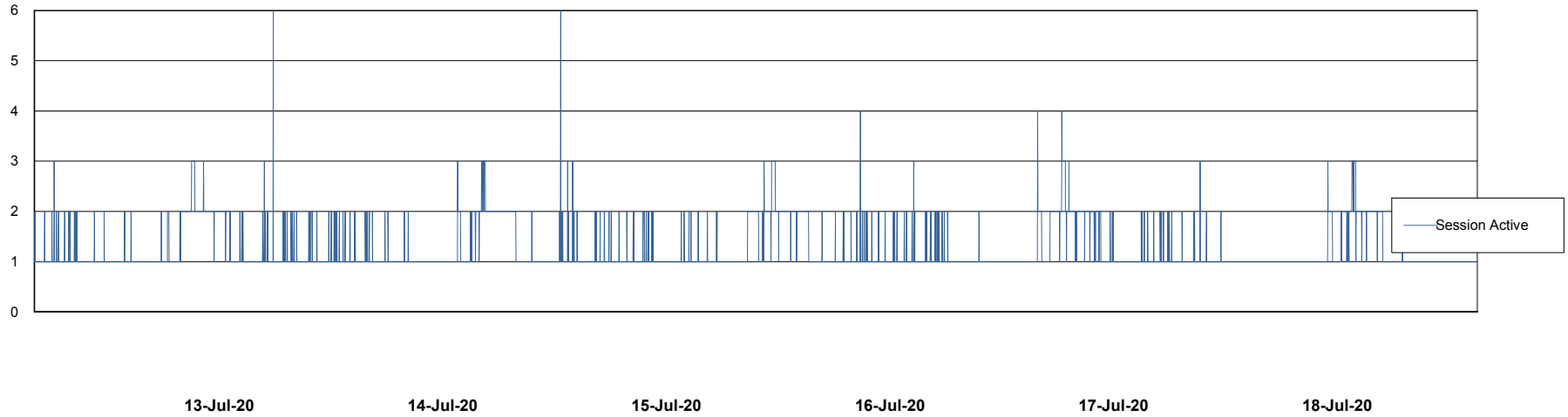
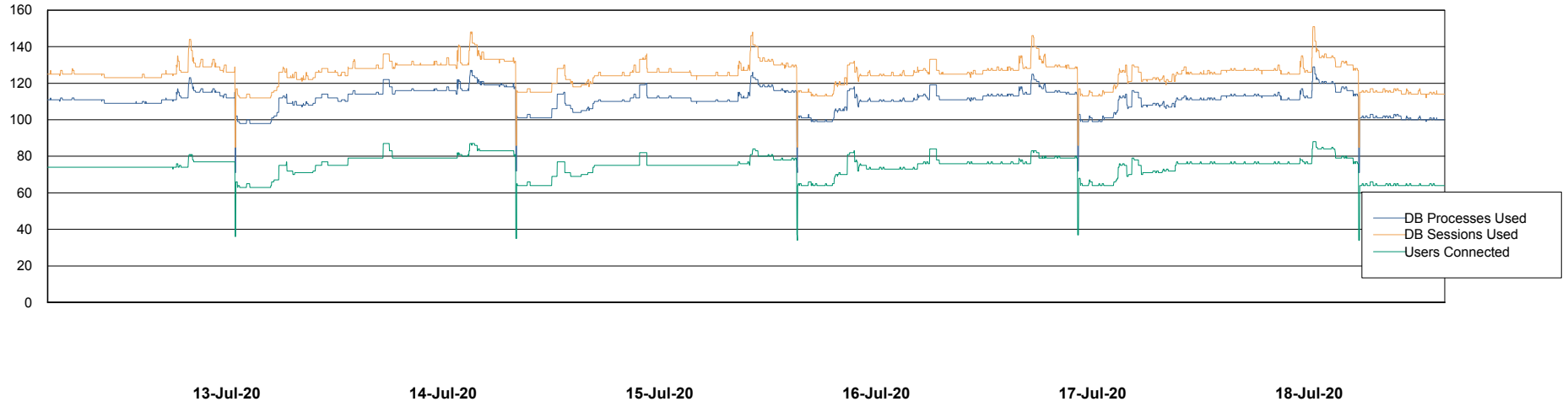
	Free disk space on c: (%)	Total disk space on c: (Gb)	Free disk space on d: (%)	Total disk space on d: (Gb)	Free disk space on e: (%)	Total disk space on e: (Gb)	Free disk space on f: (%)	Total disk space on f: (Gb)
18-Jul-20	27	78	73	479	14	550	69	800
17-Jul-20	27	78	72	479	14	550	69	800
16-Jul-20	27	78	72	479	12	550	69	800
15-Jul-20	27	78	72	479	12	550	69	800
14-Jul-20	27	78	72	479	13	550	69	800
13-Jul-20	27	78	73	479	13	550	69	800
12-Jul-20	27	78	72	479	14	550	69	800

# Weekly SLA Customer Report

Customer DFD Production  
Database ID 39



## Database Performance DFDDDB\_Production

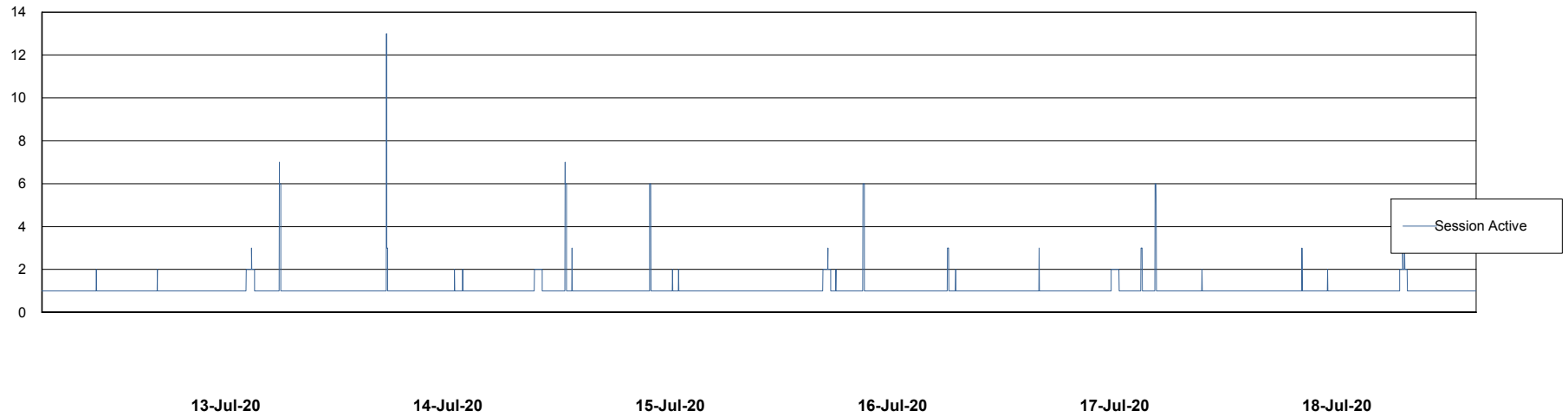
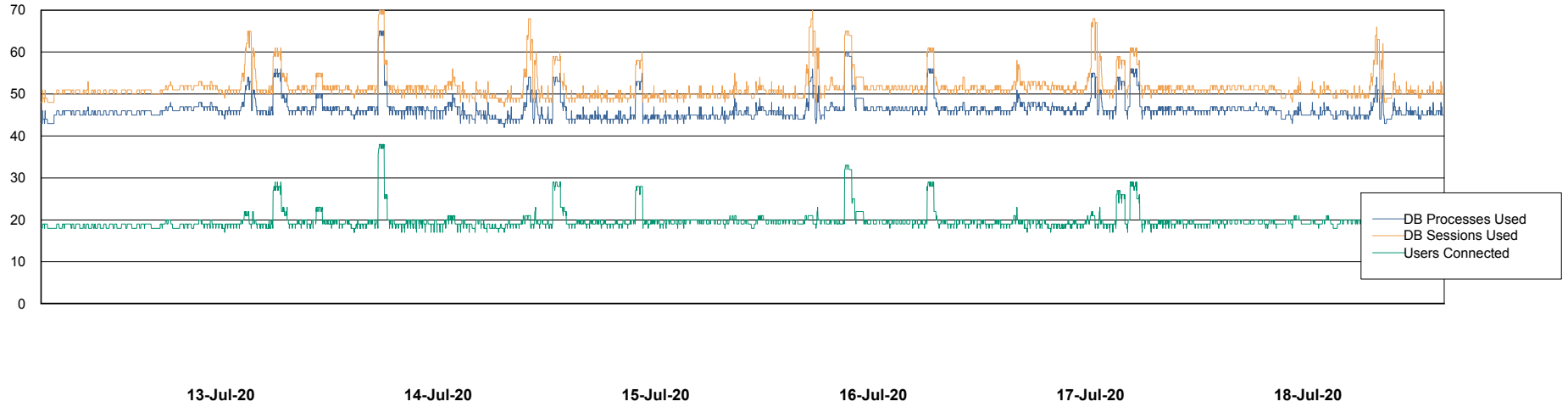


# Weekly SLA Customer Report

Customer DFD Production  
Database ID 39



## Database Performance DFDDDBBI\_Production



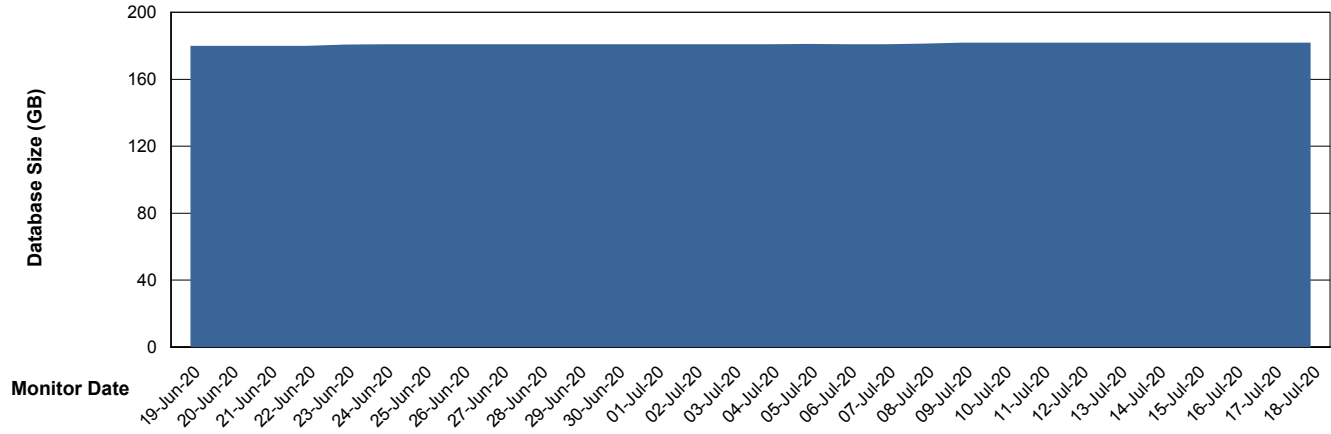
# Weekly SLA Customer Report

Customer DFD Production  
Database ID 39



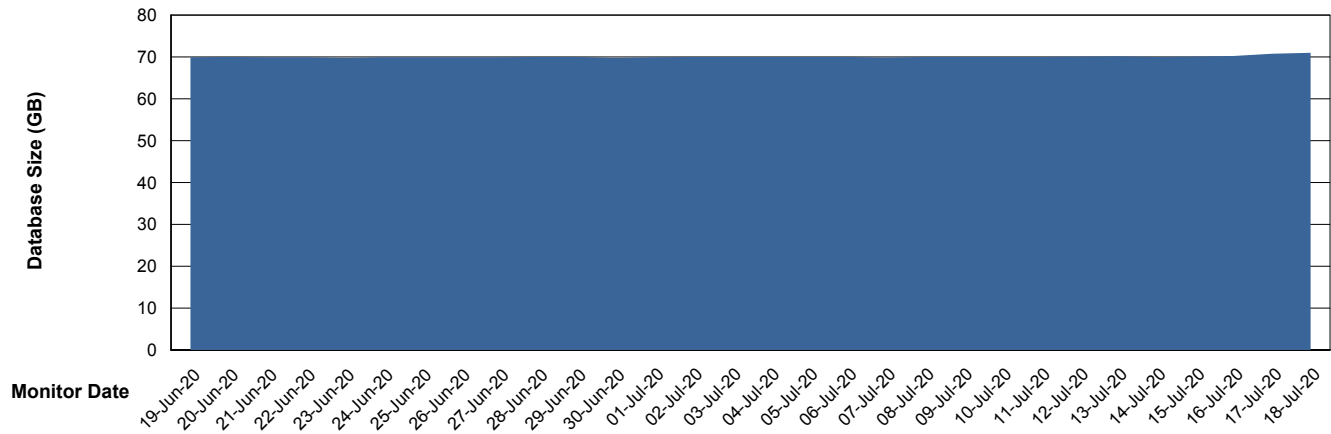
DATABASE SIZE DFDDDB\_Production

### Database growth over last month



DATABASE SIZE DFDDDBI\_Production

### Database growth over last month



# Weekly SLA Customer Report

Customer DFD Production  
Database ID 39



## Database Tablespace DFDDB\_Production

Date	Tablespace Name	Filesize (Gb)	Usedsize (Gb)	Percentage free
18-Jul-20	ABSDATA	75	59	21
	INDX	144	120	17
17-Jul-20	ABSDATA	75	59	21
	INDX	144	120	17
16-Jul-20	ABSDATA	75	59	21
	INDX	144	120	17
15-Jul-20	ABSDATA	75	59	21
	INDX	144	120	17
14-Jul-20	ABSDATA	75	59	21
	INDX	144	120	17
13-Jul-20	ABSDATA	75	59	21
	INDX	144	120	17
12-Jul-20	ABSDATA	75	59	21
	INDX	144	120	17

# Weekly SLA Customer Report

Customer DFD Production  
Database ID 39



Database Tablespace DFDDDBBI\_Production

Date	Tablespace Name	Filesize (Gb)	Usedsize (Gb)	Percentage free
18-Jul-20	ABSDATA	41	34	17
	INDX	38	31	18
17-Jul-20	ABSDATA	41	34	17
	INDX	38	31	18
16-Jul-20	ABSDATA	41	34	17
	INDX	38	31	18
15-Jul-20	ABSDATA	41	34	17
	INDX	38	31	18
14-Jul-20	ABSDATA	41	34	17
	INDX	38	31	18
13-Jul-20	ABSDATA	41	34	17
	INDX	38	31	18
12-Jul-20	ABSDATA	41	34	17
	INDX	38	31	18

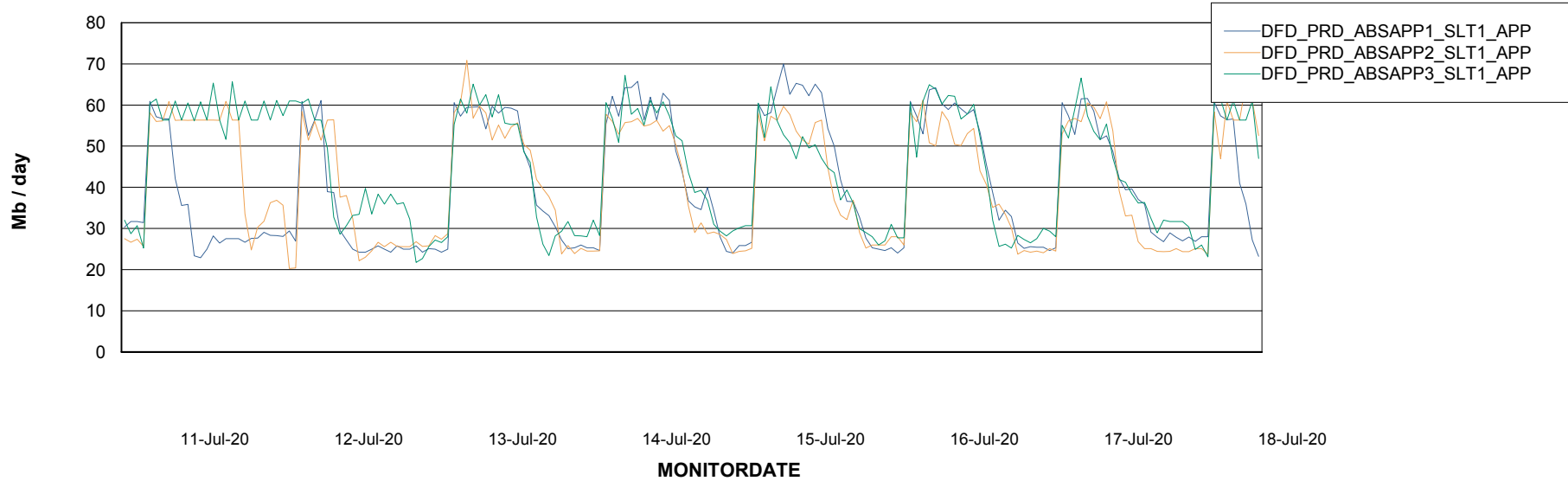
# Weekly SLA Customer Report

Customer DFD Production  
Database ID 39

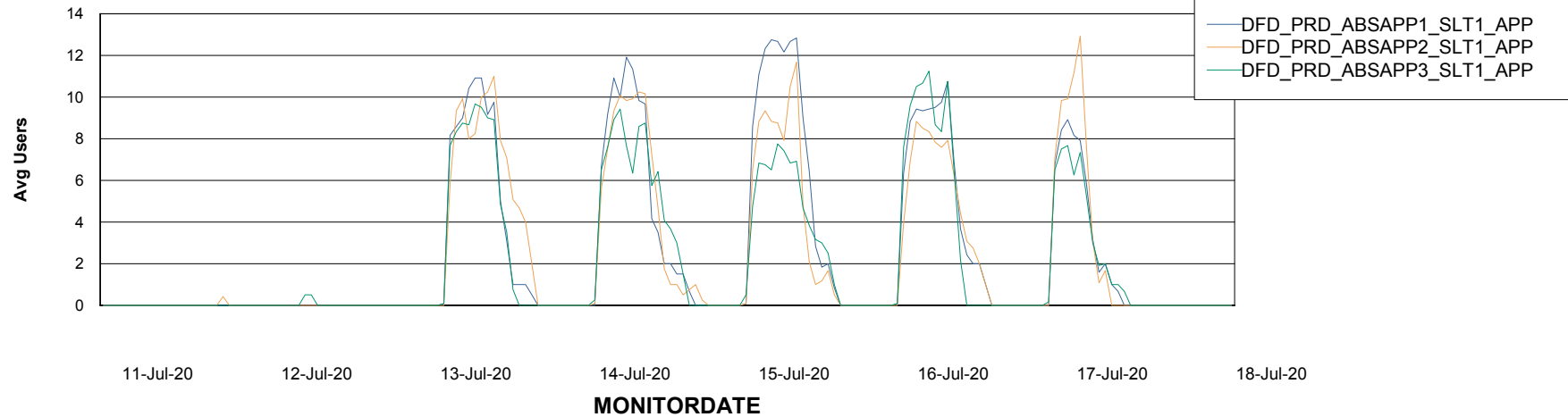


## ABSSolute Application Server Services

### Avg memory used per ABS Server Service



### Avg users per day per ABS server



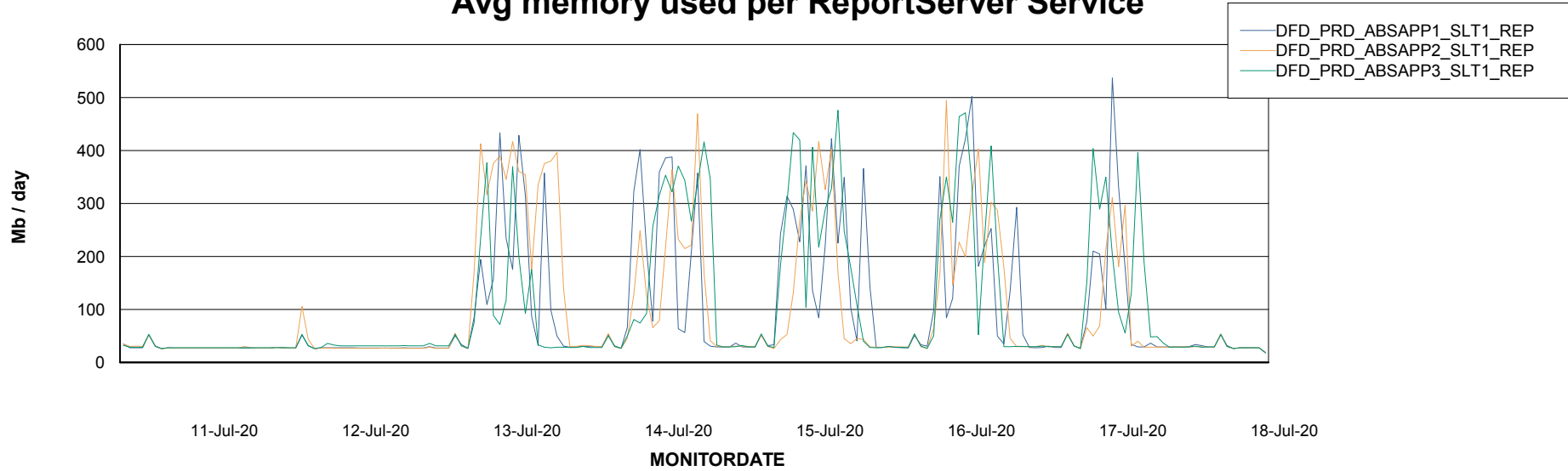
# Weekly SLA Customer Report

Customer DFD Production  
Database ID 39



## ABSSolute Application ReportServer Services

### Avg memory used per ReportServer Service



### Disaster per ABS component

