

Weekly SLA Customer Report

Customer DFD Production
Database ID 39



Harddisk Usage DFD_PRD_ABSAPP1

	Free disk space on c: (%)	Total disk space on c: (Gb)
04-Jul-20	22	90
03-Jul-20	22	90
02-Jul-20	22	90
01-Jul-20	22	90
30-Jun-20	22	90
29-Jun-20	22	90
28-Jun-20	22	90

Harddisk Usage DFD_PRD_ABSAPP2

	Free disk space on c: (%)	Total disk space on c: (Gb)
04-Jul-20	46	100
03-Jul-20	46	100
02-Jul-20	46	100
01-Jul-20	46	100
30-Jun-20	46	100
29-Jun-20	46	100
28-Jun-20	46	100

Weekly SLA Customer Report

Customer DFD Production
Database ID 39



Harddisk Usage DFD_PRD_ABSAPP3

	Free disk space on c: (%)	Total disk space on c: (Gb)
04-Jul-20	22	70
03-Jul-20	22	70
02-Jul-20	22	70
01-Jul-20	22	70
30-Jun-20	22	70
29-Jun-20	22	70
28-Jun-20	22	70

Harddisk Usage DFD_PRD_BI1

	Free disk space on c: (%)	Total disk space on c: (Gb)	Free disk space on e: (%)	Total disk space on e: (Gb)
04-Jul-20	19	150	24	200
03-Jul-20	19	150	24	200
02-Jul-20	19	150	24	200
01-Jul-20	19	150	24	200
30-Jun-20	19	150	24	200
29-Jun-20	19	150	24	200
28-Jun-20	19	150	24	200

Weekly SLA Customer Report

Customer DFD Production
Database ID 39



Harddisk Usage DFD_PRD_ORACLE1

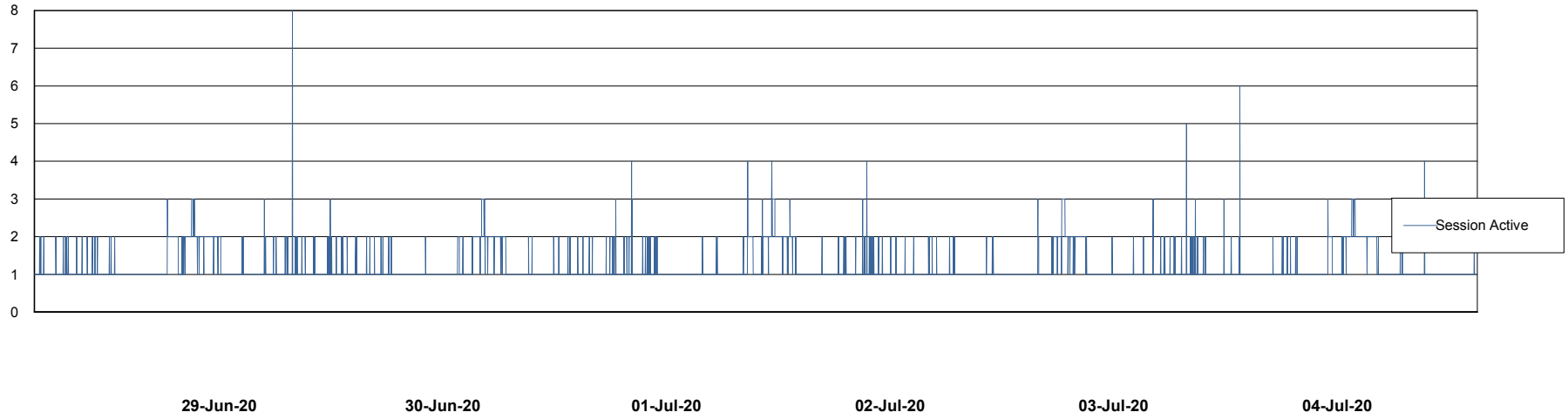
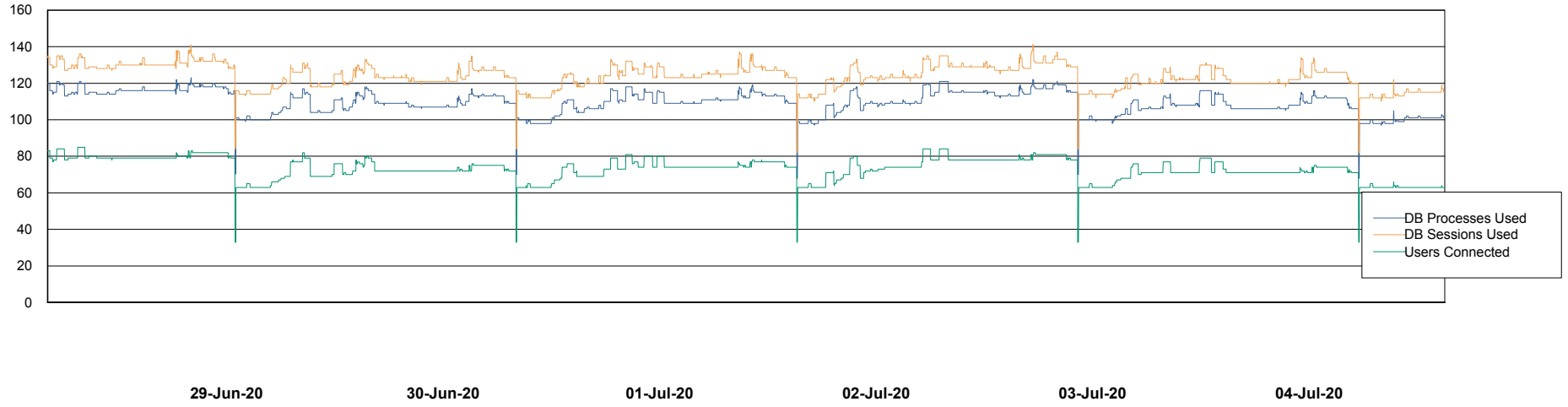
	Free disk space on c: (%)	Total disk space on c: (Gb)	Free disk space on d: (%)	Total disk space on d: (Gb)	Free disk space on e: (%)	Total disk space on e: (Gb)	Free disk space on f: (%)	Total disk space on f: (Gb)
04-Jul-20	27	78	73	479	16	550	69	800
03-Jul-20	27	78	73	479	16	550	69	800
02-Jul-20	27	78	73	479	17	550	69	800
01-Jul-20	27	78	73	479	17	550	69	800
30-Jun-20	27	78	72	479	17	550	69	800
29-Jun-20	27	78	73	479	18	550	69	800
28-Jun-20	27	78	72	479	18	550	69	800

Weekly SLA Customer Report

Customer DFD Production
Database ID 39



Database Performance DFDDDB_Production

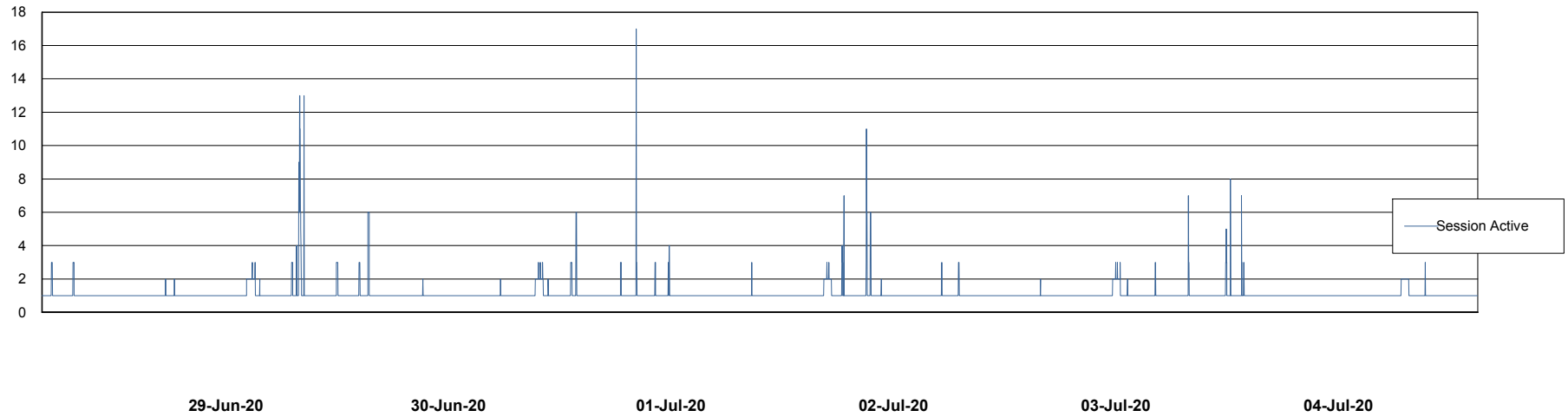
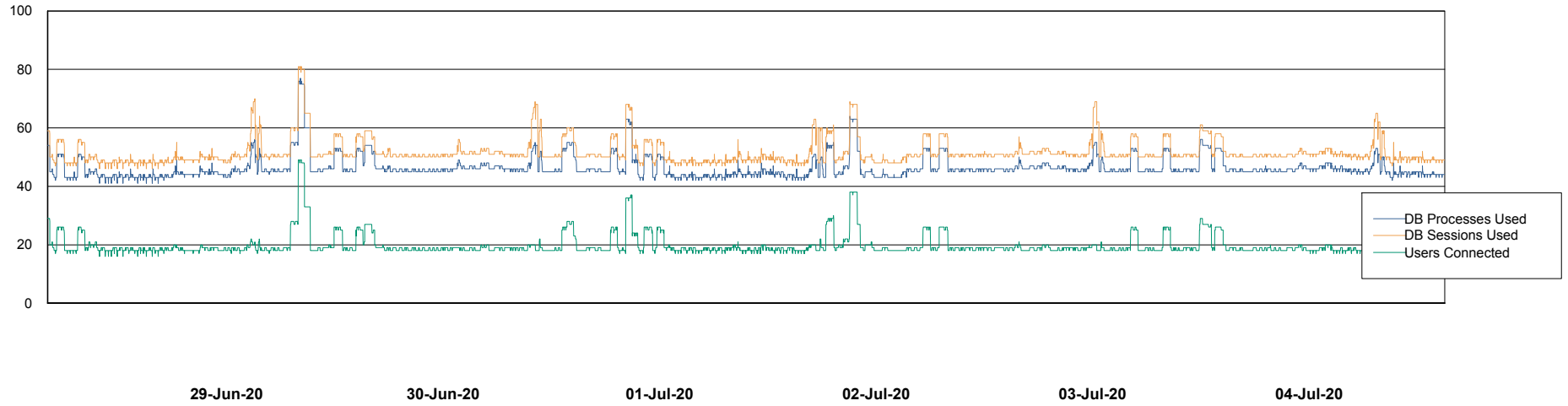


Weekly SLA Customer Report

Customer DFD Production
Database ID 39



Database Performance DFDDDBBI_Production



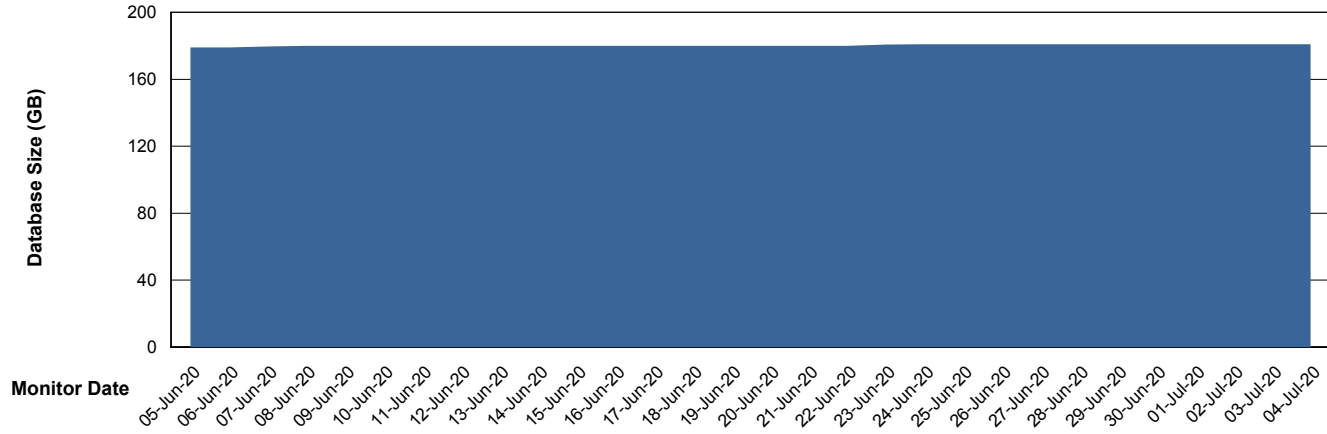
Weekly SLA Customer Report

Customer DFD Production
Database ID 39



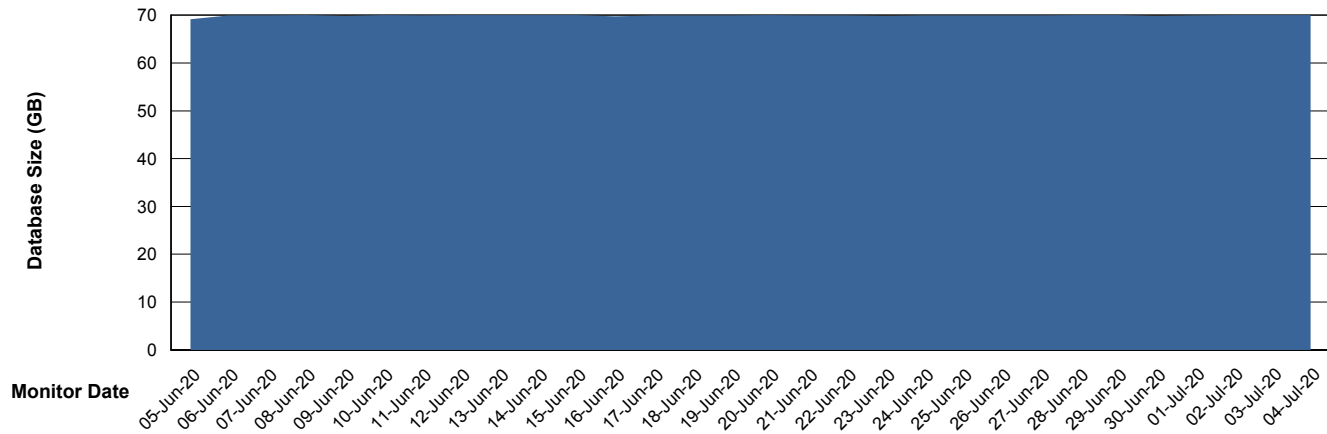
DATABASE SIZE DFDDDB_Production

Database growth over last month



DATABASE SIZE DFDDDBI_Production

Database growth over last month



Weekly SLA Customer Report

Customer DFD Production
Database ID 39



Database Tablespace		DFDDB_Production		
Date	Tablespace Name	Filesize (Gb)	Usedsize (Gb)	Percentage free
04-Jul-20	ABSDATA	75	59	21
	INDX	144	120	17
03-Jul-20	ABSDATA	75	59	21
	INDX	144	120	17
02-Jul-20	ABSDATA	75	59	21
	INDX	144	120	17
01-Jul-20	ABSDATA	75	59	21
	INDX	144	120	17
30-Jun-20	ABSDATA	75	59	21
	INDX	144	120	17
29-Jun-20	ABSDATA	75	59	21
	INDX	144	120	17
28-Jun-20	ABSDATA	75	59	21
	INDX	144	119	17

Weekly SLA Customer Report

Customer DFD Production
 Database ID 39



Database Tablespace DFDDDBI_Production

Date	Tablespace Name	Filesize (Gb)	Usedsize (Gb)	Percentage free
04-Jul-20	ABSDATA	41	34	17
	INDX	38	31	18
03-Jul-20	ABSDATA	41	34	17
	INDX	38	31	18
02-Jul-20	ABSDATA	41	34	17
	INDX	38	31	18
01-Jul-20	ABSDATA	41	34	17
	INDX	38	31	18
30-Jun-20	ABSDATA	41	34	17
	INDX	38	31	18
29-Jun-20	ABSDATA	41	34	17
	INDX	38	31	18
28-Jun-20	ABSDATA	41	34	17
	INDX	38	31	18

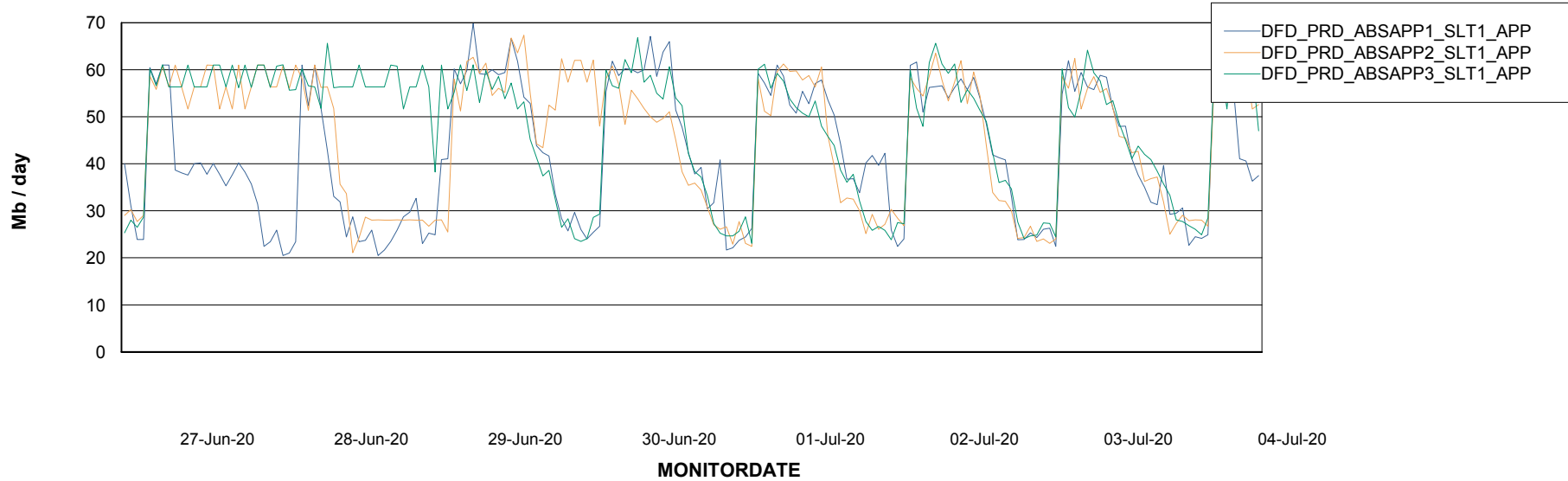
Weekly SLA Customer Report

Customer DFD Production
Database ID 39

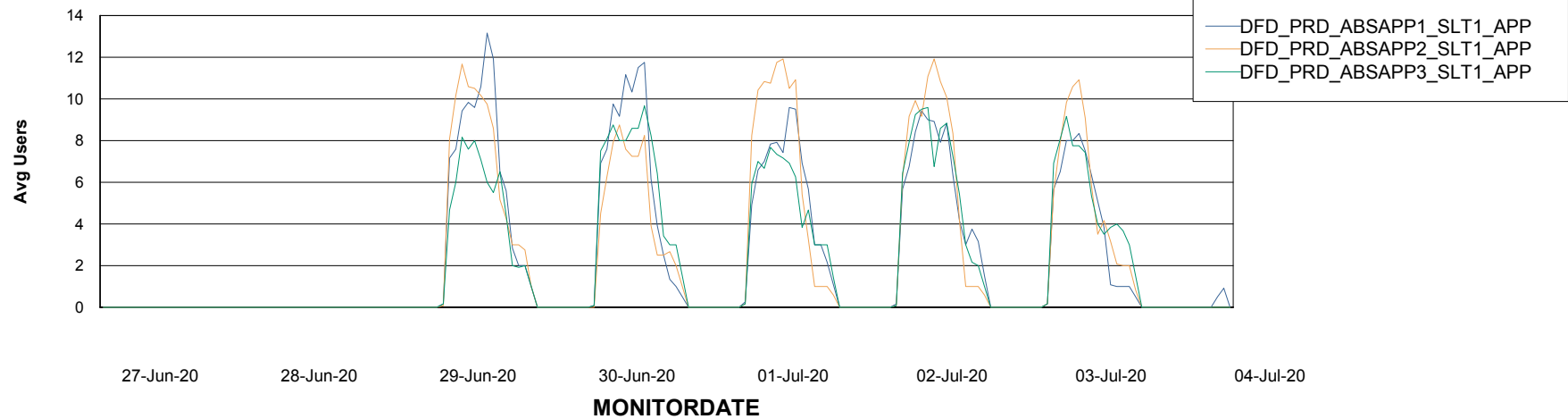


ABSolute Application Server Services

Avg memory used per ABS Server Service



Avg users per day per ABS server



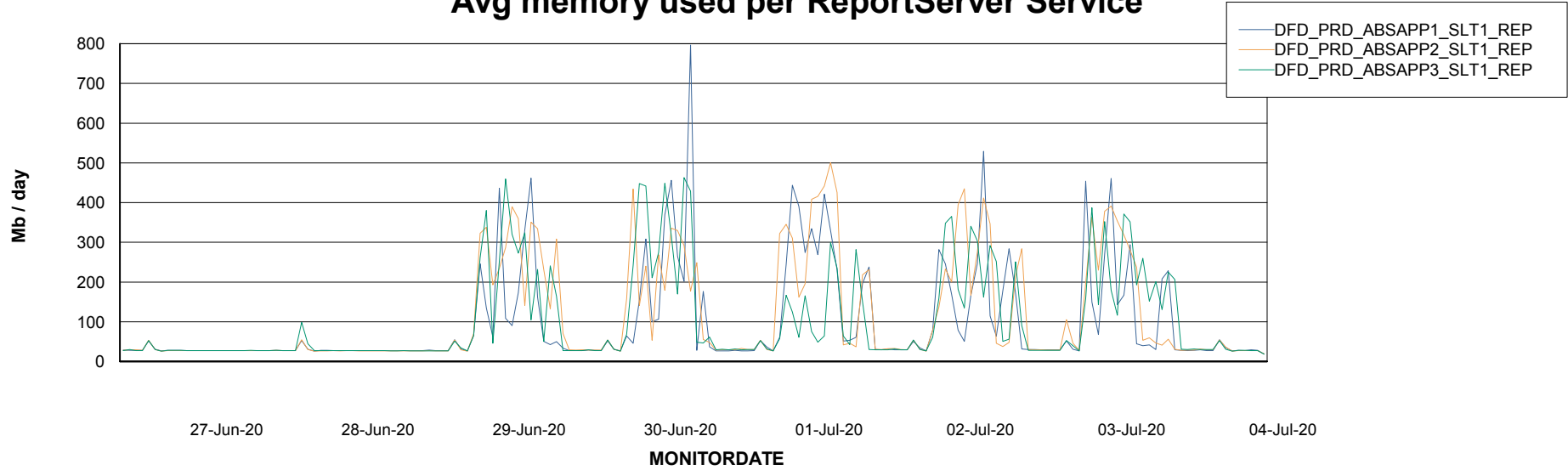
Weekly SLA Customer Report

Customer DFD Production
Database ID 39



ABSSolute Application ReportServer Services

Avg memory used per ReportServer Service



Disaster per ABS component

