

Weekly SLA Customer Report

Customer DFD Production
 Database ID 39



Harddisk Usage DFD_PRD_ABSAPP1

	Free disk space on c: (%)	Total disk space on c: (Gb)
27-Jun-20	22	90
26-Jun-20	22	90
25-Jun-20	22	90
24-Jun-20	22	90
23-Jun-20	22	90
22-Jun-20	22	90
21-Jun-20	22	90

Harddisk Usage DFD_PRD_ABSAPP2

	Free disk space on c: (%)	Total disk space on c: (Gb)
27-Jun-20	46	100
26-Jun-20	46	100
25-Jun-20	46	100
24-Jun-20	46	100
23-Jun-20	24	77
22-Jun-20	10	60
21-Jun-20	10	60

Weekly SLA Customer Report

Customer DFD Production
Database ID 39



Harddisk Usage DFD_PRD_ABSAPP3

	Free disk space on c: (%)	Total disk space on c: (Gb)
27-Jun-20	22	70
26-Jun-20	22	70
25-Jun-20	22	70
24-Jun-20	22	70
23-Jun-20	22	70
22-Jun-20	22	70
21-Jun-20	22	70

Harddisk Usage DFD_PRD_BI1

	Free disk space on c: (%)	Total disk space on c: (Gb)	Free disk space on e: (%)	Total disk space on e: (Gb)
27-Jun-20	19	150	24	200
26-Jun-20	19	150	24	200
25-Jun-20	19	150	24	200
24-Jun-20	19	150	24	200
23-Jun-20	19	150	24	200
22-Jun-20	19	150	24	200
21-Jun-20	19	150	24	200

Weekly SLA Customer Report

Customer DFD Production
Database ID 39



Harddisk Usage DFD_PRD_ORACLE1

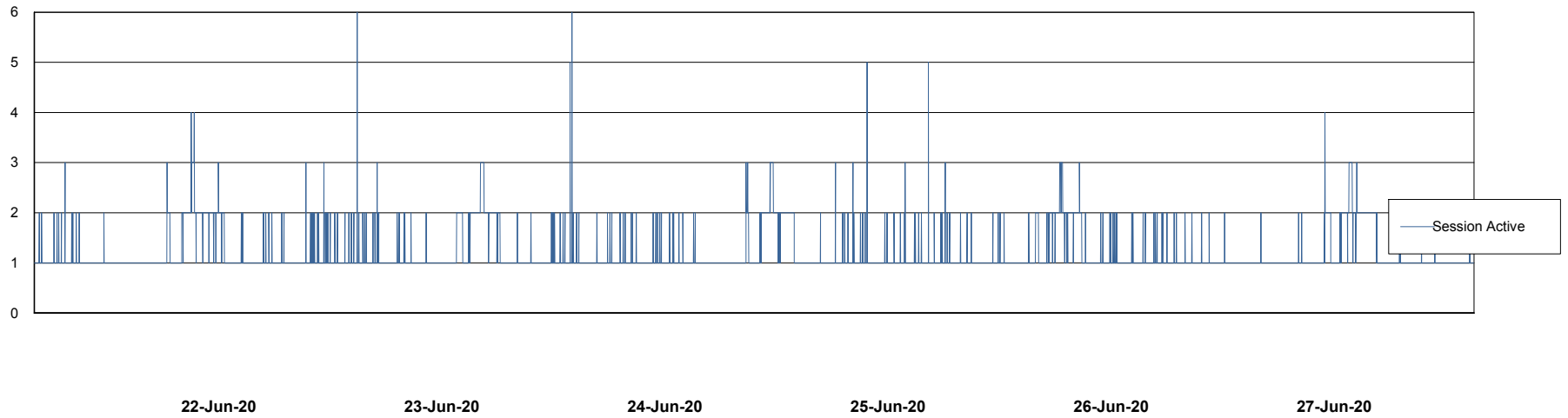
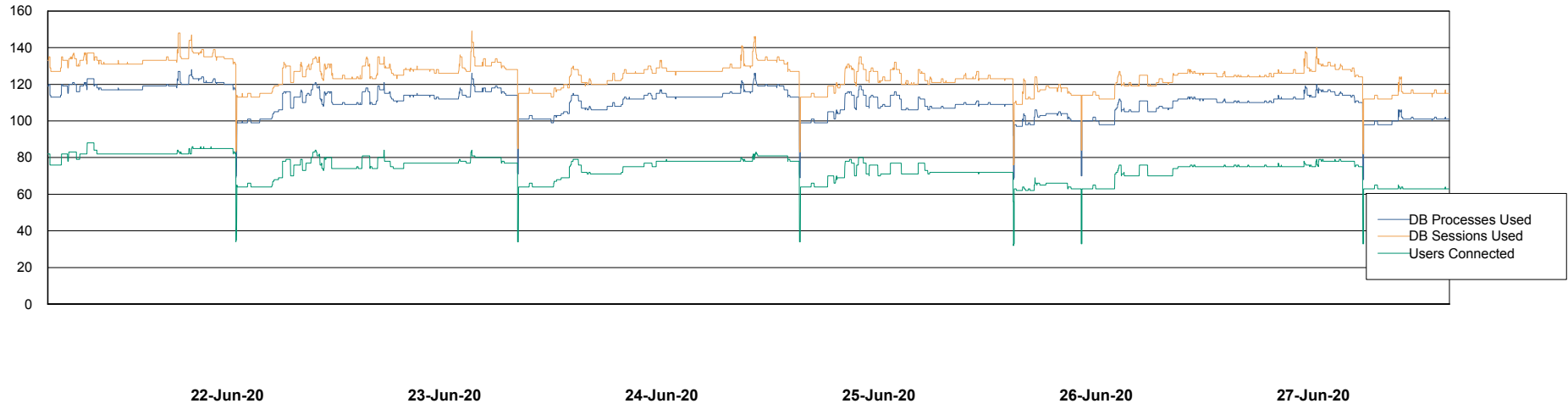
	Free disk space on c: (%)	Total disk space on c: (Gb)	Free disk space on d: (%)	Total disk space on d: (Gb)	Free disk space on e: (%)	Total disk space on e: (Gb)	Free disk space on f: (%)	Total disk space on f: (Gb)
27-Jun-20	27	78	73	479	18	550	69	800
26-Jun-20	27	78	72	479	19	550	69	800
25-Jun-20	27	78	73	479	19	550	69	800
24-Jun-20	27	78	72	479	19	550	69	800
23-Jun-20	27	78	73	479	17	550	69	800
22-Jun-20	27	78	73	479	14	550	69	800
21-Jun-20	27	78	72	479	14	550	69	800

Weekly SLA Customer Report

Customer DFD Production
Database ID 39



Database Performance DFDDDB_Production

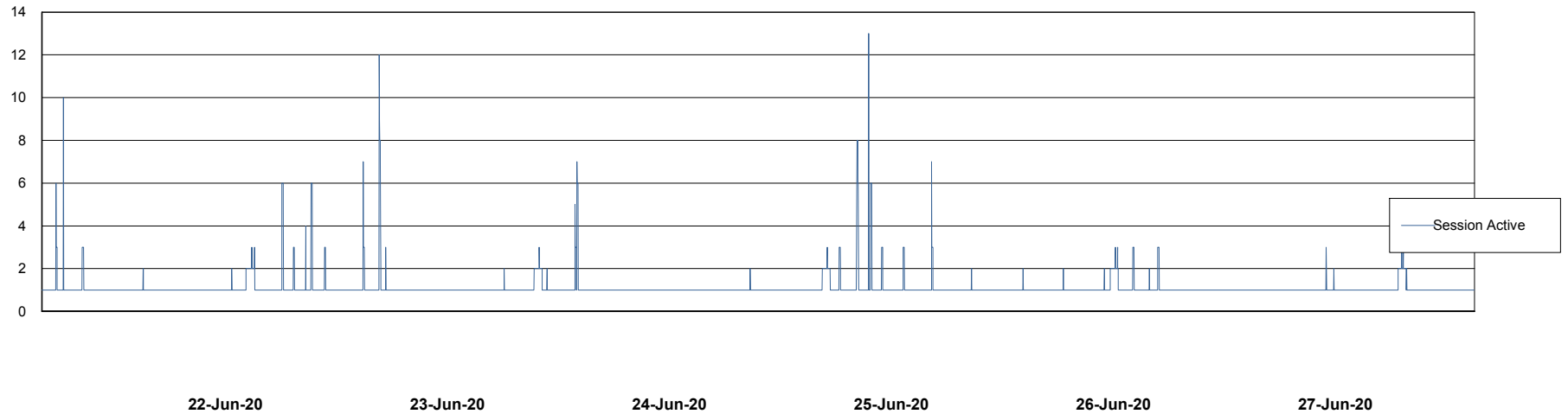
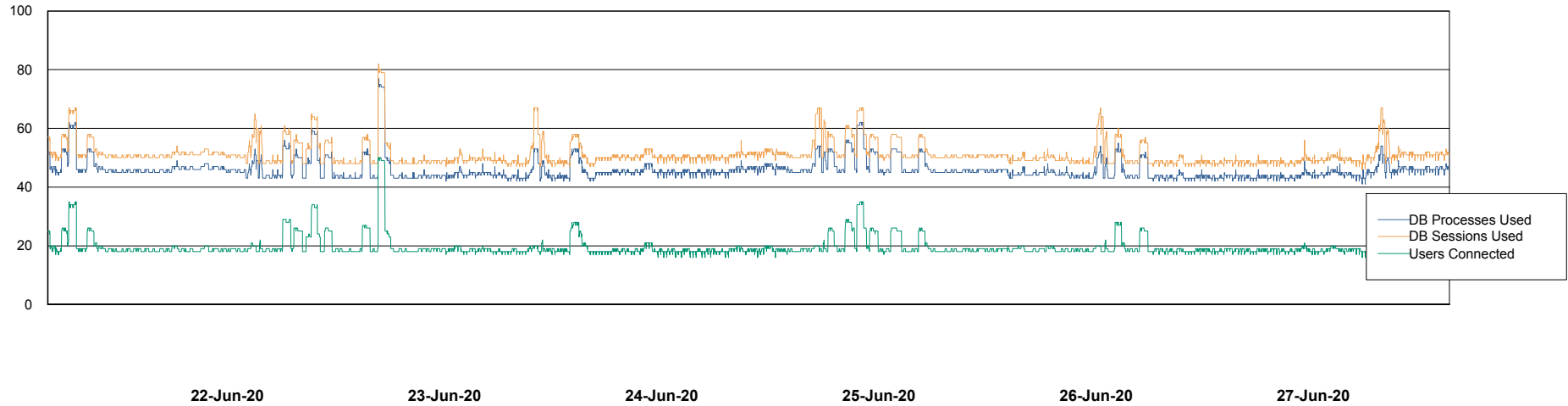


Weekly SLA Customer Report

Customer DFD Production
Database ID 39



Database Performance DFDDDBBI_Production



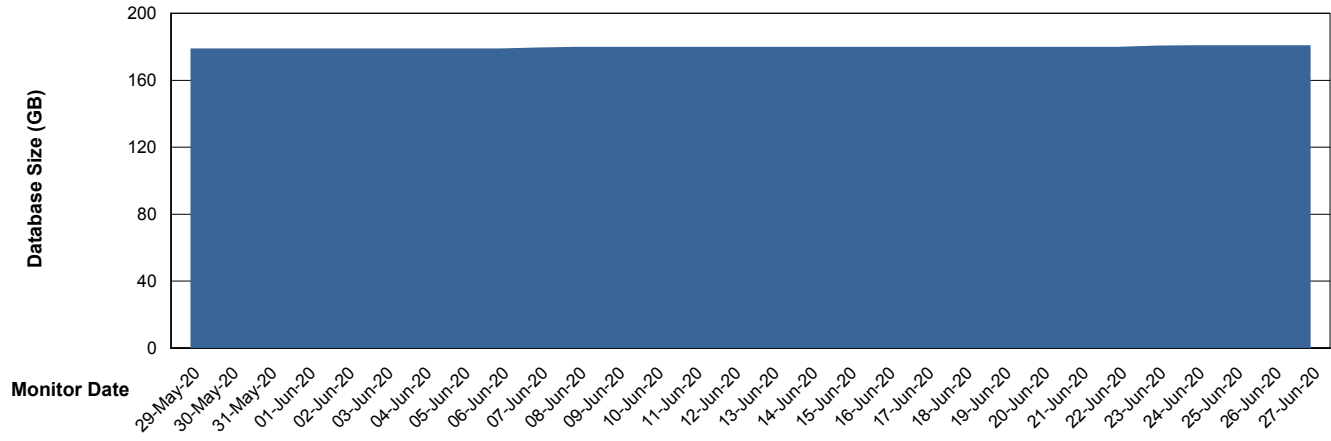
Weekly SLA Customer Report

Customer DFD Production
Database ID 39



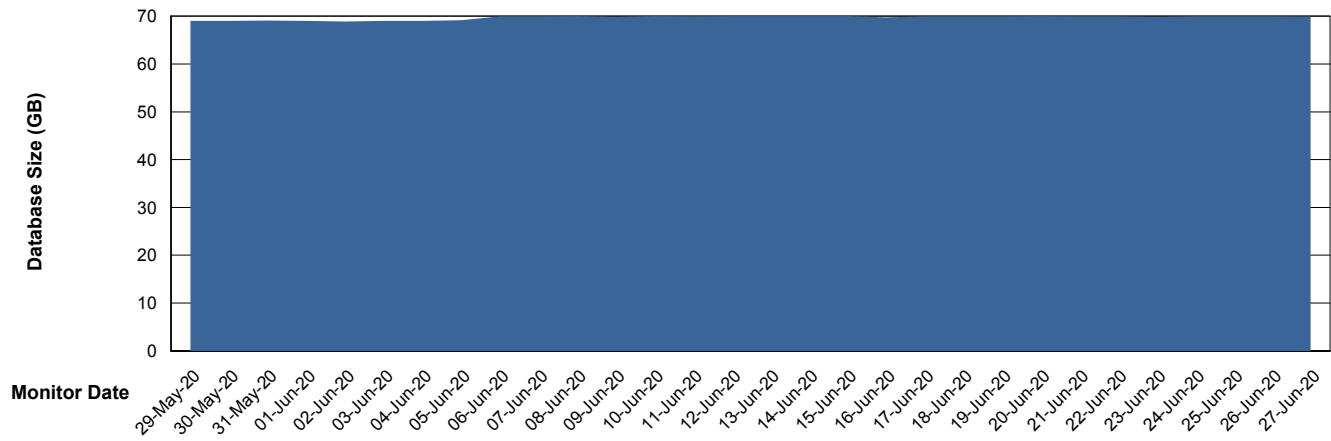
DATABASE SIZE DFDDDB_Production

Database growth over last month



DATABASE SIZE DFDDDBI_Production

Database growth over last month



Weekly SLA Customer Report

Customer DFD Production
Database ID 39



Database Tablespace DFDDDB_Production

Date	Tablespace Name	Filesize (Gb)	Usedsize (Gb)	Percentage free
27-Jun-20	ABSDATA	75	59	21
	INDX	144	119	17
26-Jun-20	ABSDATA	75	59	21
	INDX	144	119	17
25-Jun-20	ABSDATA	75	59	21
	INDX	144	119	17
24-Jun-20	ABSDATA	75	59	21
	INDX	144	119	17
23-Jun-20	ABSDATA	75	59	21
	INDX	144	119	17
22-Jun-20	ABSDATA	75	59	21
	INDX	144	119	17
21-Jun-20	ABSDATA	75	59	21
	INDX	144	119	17

Weekly SLA Customer Report

Customer DFD Production
 Database ID 39



Database Tablespace DFDDDBI_Production

Date	Tablespace Name	Filesize (Gb)	Usedsize (Gb)	Percentage free
27-Jun-20	ABSDATA	41	34	17
	INDX	38	31	18
26-Jun-20	ABSDATA	41	34	17
	INDX	38	31	18
25-Jun-20	ABSDATA	41	34	17
	INDX	38	31	18
24-Jun-20	ABSDATA	41	34	17
	INDX	38	31	18
23-Jun-20	ABSDATA	41	34	17
	INDX	38	31	18
22-Jun-20	ABSDATA	41	34	17
	INDX	38	31	18
21-Jun-20	ABSDATA	41	34	17
	INDX	38	31	18

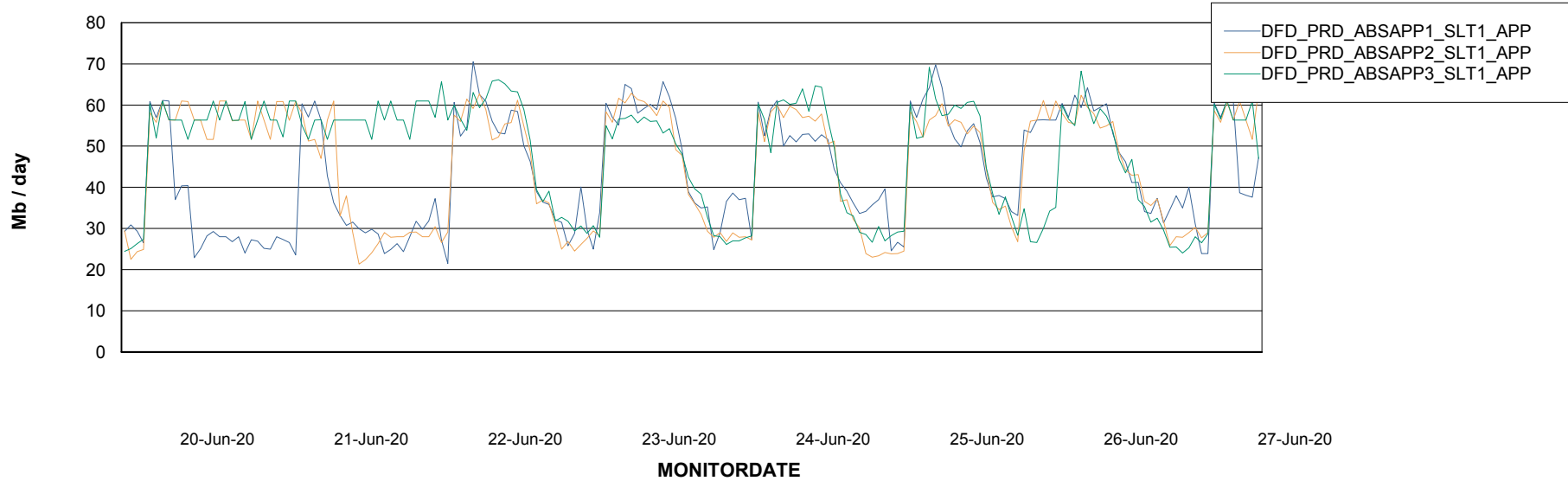
Weekly SLA Customer Report

Customer DFD Production
Database ID 39

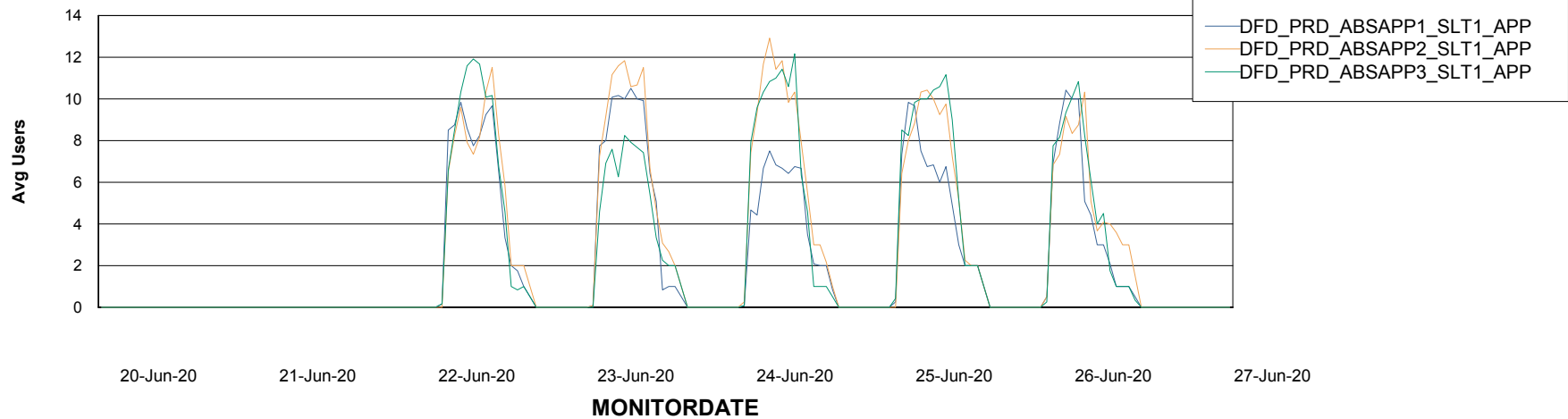


ABSolute Application Server Services

Avg memory used per ABS Server Service



Avg users per day per ABS server



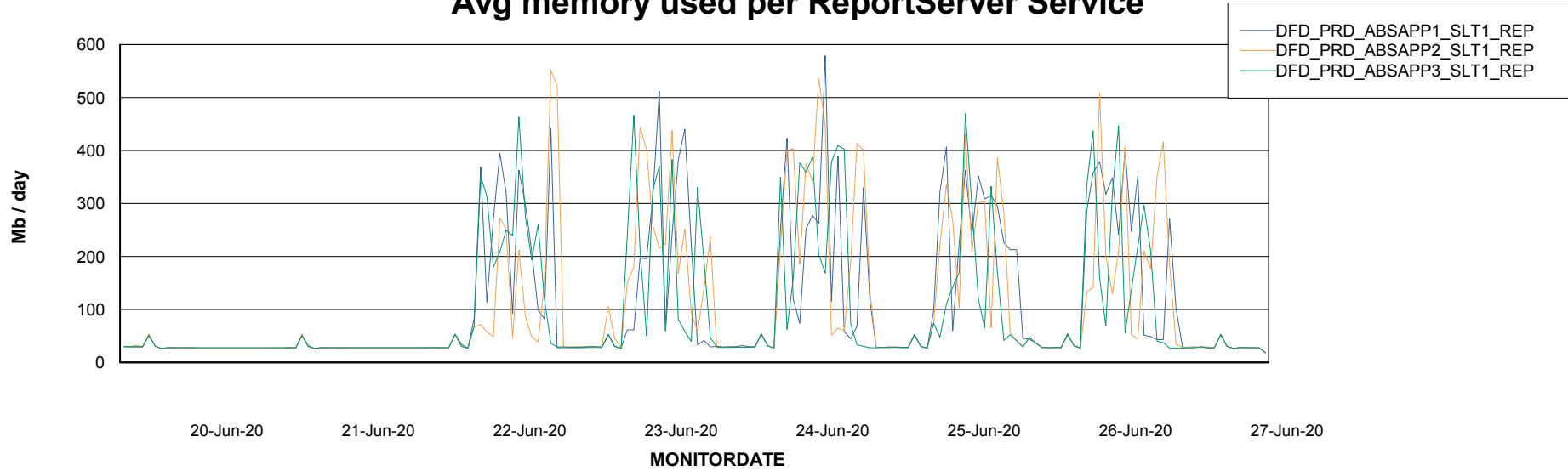
Weekly SLA Customer Report

Customer DFD Production
Database ID 39



ABSSolute Application ReportServer Services

Avg memory used per ReportServer Service



Disaster per ABS component

