

Weekly SLA Customer Report

Customer KLA_Production
Database ID 65



Harddisk Usage KLAHQORA03

	Free disk space on c: (%)	Total disk space on c: (Gb)	Free disk space on d: (%)	Total disk space on d: (Gb)
20-Jun-20	44	150	58	250
19-Jun-20	45	150	57	250
18-Jun-20	45	150	57	250
17-Jun-20	45	150	57	250
16-Jun-20	45	150	58	250
15-Jun-20	45	150	58	250
14-Jun-20	45	150	58	250

Harddisk Usage KLA_STB

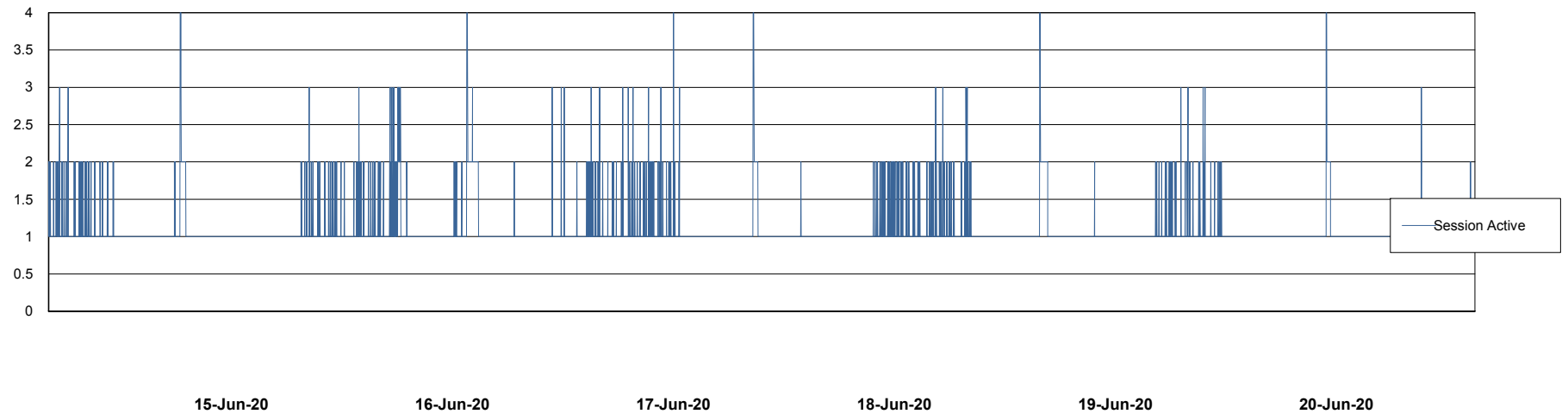
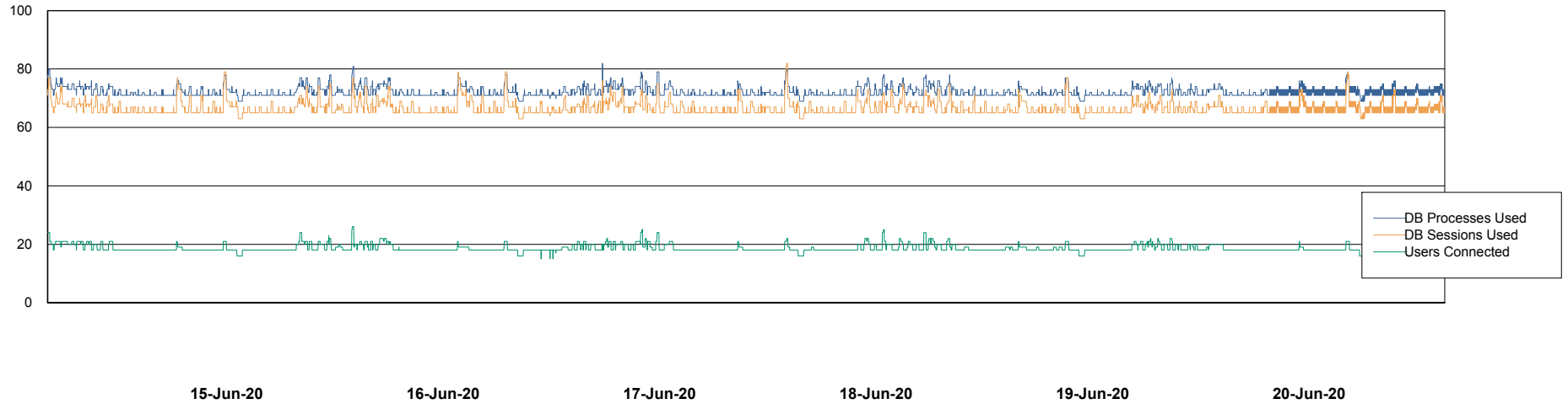
	Free disk space on c: (%)	Total disk space on c: (Gb)	Free disk space on d: (%)	Total disk space on d: (Gb)
20-Jun-20	37	250	23	200
19-Jun-20	38	250	22	200
18-Jun-20	38	250	22	200
17-Jun-20	38	250	22	200
16-Jun-20	51	250	30	200
15-Jun-20	61	250	37	200
14-Jun-20	61	250	37	200

Weekly SLA Customer Report

Customer KLA_Production
Database ID 65



Database Performance KLADB_Production

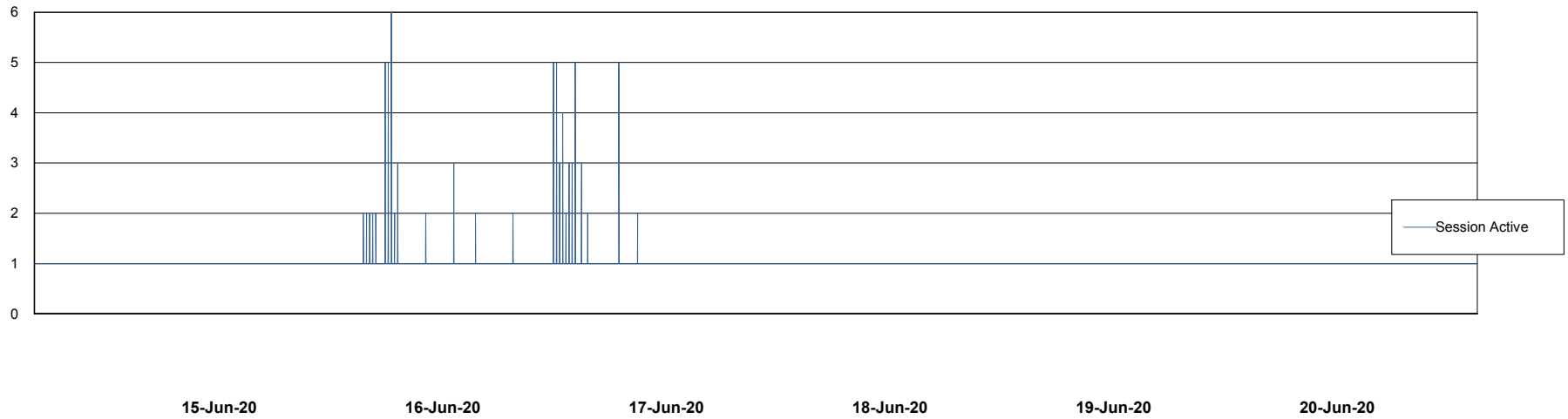
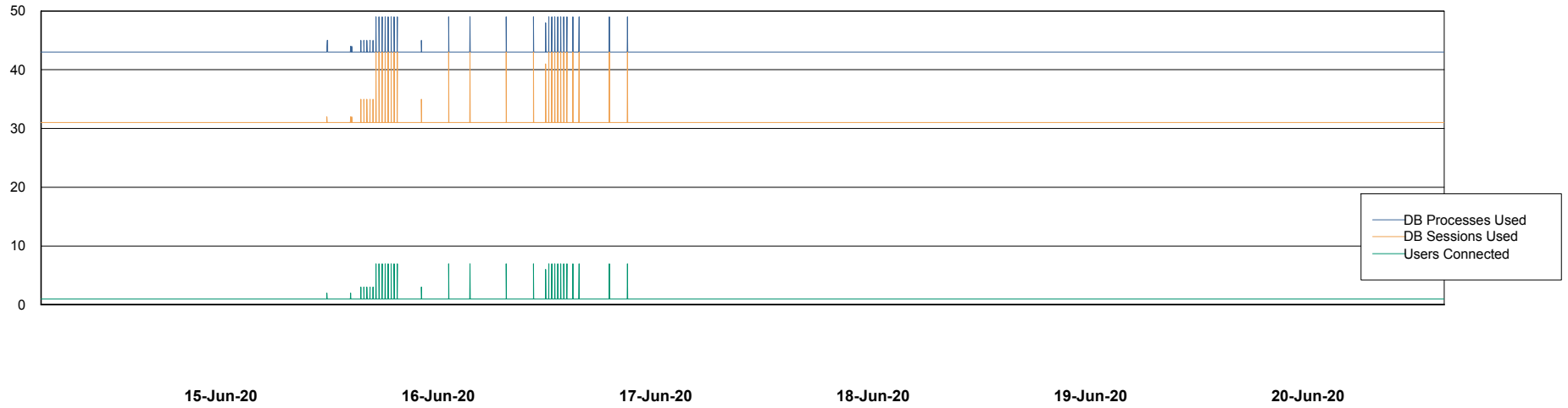


Weekly SLA Customer Report

Customer KLA_Production
Database ID 65



Database Performance KLADB_Standby



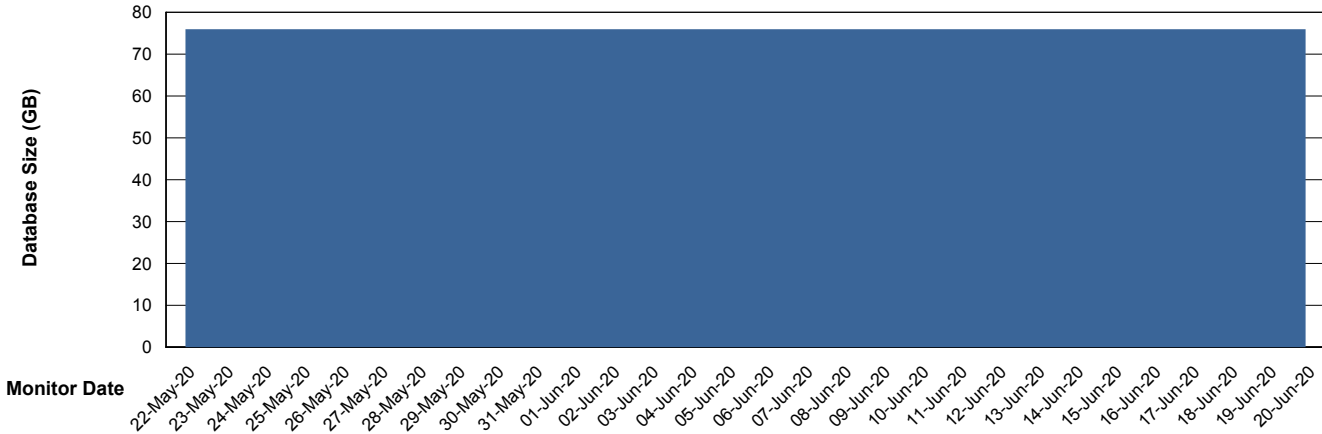
Weekly SLA Customer Report

Customer KLA_Production
 Database ID 65



DATABASE SIZE KLADB_Production

Database growth over last month



Database Tablespace KLADB_Production

Date	Tablespace Name	Filesize (Gb)	Usedsize (Gb)	Percentage free
20-Jun-20	ABSDATA	48	38	21
	INDX	45	35	22
19-Jun-20	ABSDATA	48	38	21
	INDX	45	35	22
18-Jun-20	ABSDATA	48	38	21
	INDX	45	35	22
17-Jun-20	ABSDATA	48	38	21
	INDX	45	35	22
16-Jun-20	ABSDATA	48	38	21
	INDX	45	35	22
15-Jun-20	ABSDATA	48	38	21
	INDX	45	35	22
14-Jun-20	ABSDATA	48	38	21
	INDX	45	35	22

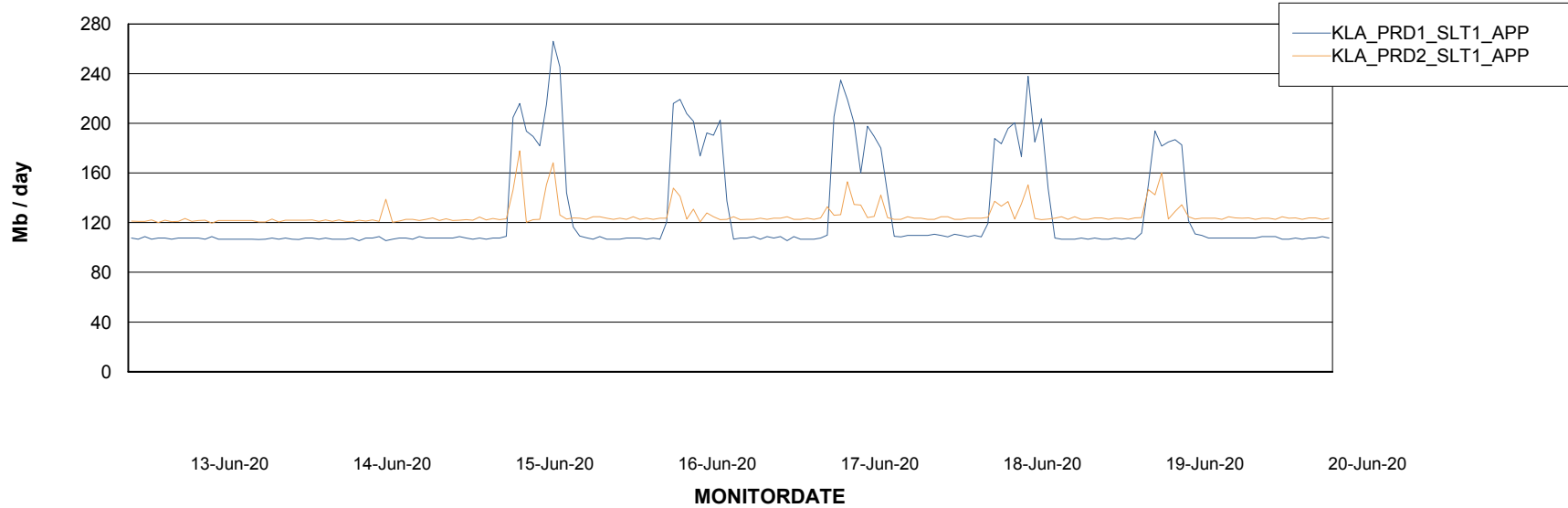
Weekly SLA Customer Report

Customer KLA_Production
Database ID 65

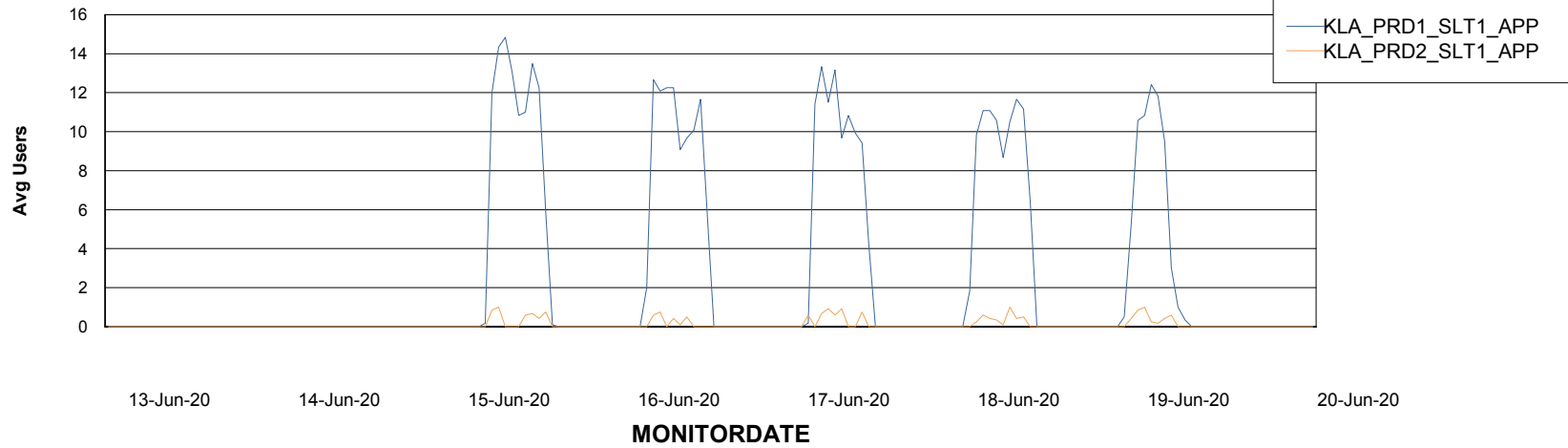


ABSSolute Application Server Services

Avg memory used per ABS Server Service



Avg users per day per ABS server



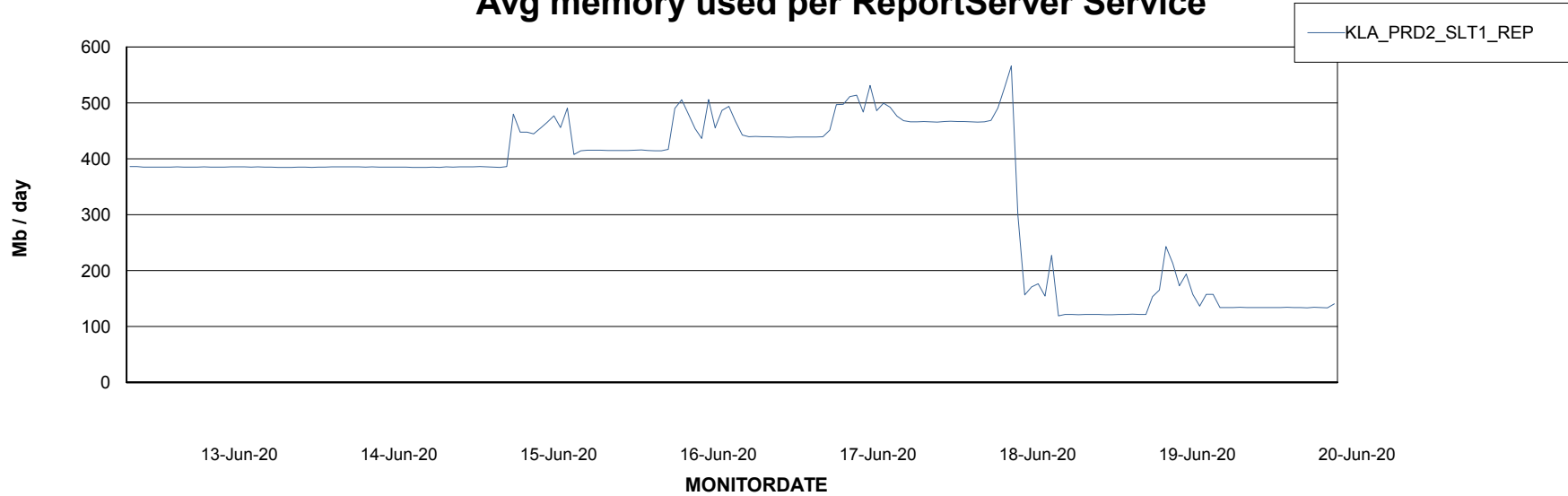
Weekly SLA Customer Report

Customer KLA_Production
Database ID 65



ABSSolute Application ReportServer Services

Avg memory used per ReportServer Service



Disaster per ABS component

