

Weekly SLA Customer Report

Customer DFD Production
 Database ID 39



Harddisk Usage DFD_PRD_ABSAPP1

	Free disk space on c: (%)	Total disk space on c: (Gb)
20-Jun-20	22	90
19-Jun-20	22	90
18-Jun-20	22	90
17-Jun-20	22	90
16-Jun-20	22	90
15-Jun-20	22	90
14-Jun-20	22	90

Harddisk Usage DFD_PRD_ABSAPP2

	Free disk space on c: (%)	Total disk space on c: (Gb)
20-Jun-20	10	60
19-Jun-20	10	60
18-Jun-20	10	60
17-Jun-20	10	60
16-Jun-20	10	60
15-Jun-20	10	60
14-Jun-20	10	60

Weekly SLA Customer Report

Customer DFD Production
Database ID 39



Harddisk Usage DFD_PRD_ABSAPP3

	Free disk space on c: (%)	Total disk space on c: (Gb)
20-Jun-20	22	70
19-Jun-20	22	70
18-Jun-20	22	70
17-Jun-20	22	70
16-Jun-20	22	70
15-Jun-20	22	70
14-Jun-20	22	70

Harddisk Usage DFD_PRD_BI1

	Free disk space on c: (%)	Total disk space on c: (Gb)	Free disk space on e: (%)	Total disk space on e: (Gb)
20-Jun-20	19	150	24	200
19-Jun-20	19	150	24	200
18-Jun-20	19	150	24	200
17-Jun-20	19	150	24	200
16-Jun-20	19	150	24	200
15-Jun-20	19	150	24	200
14-Jun-20	19	150	24	200

Weekly SLA Customer Report

Customer DFD Production
 Database ID 39



Harddisk Usage DFD_PRD_ORACLE1

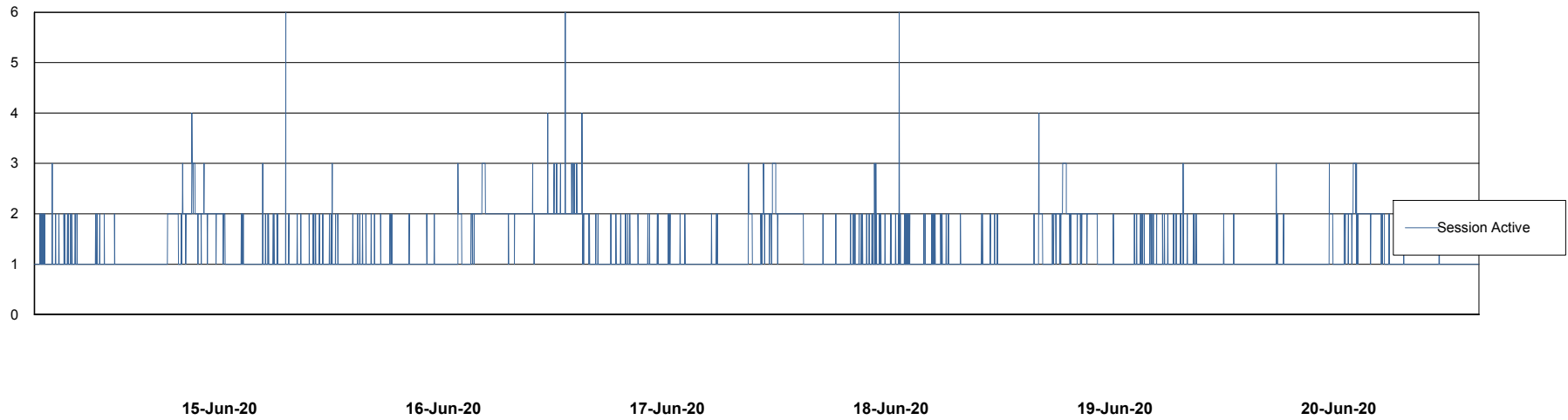
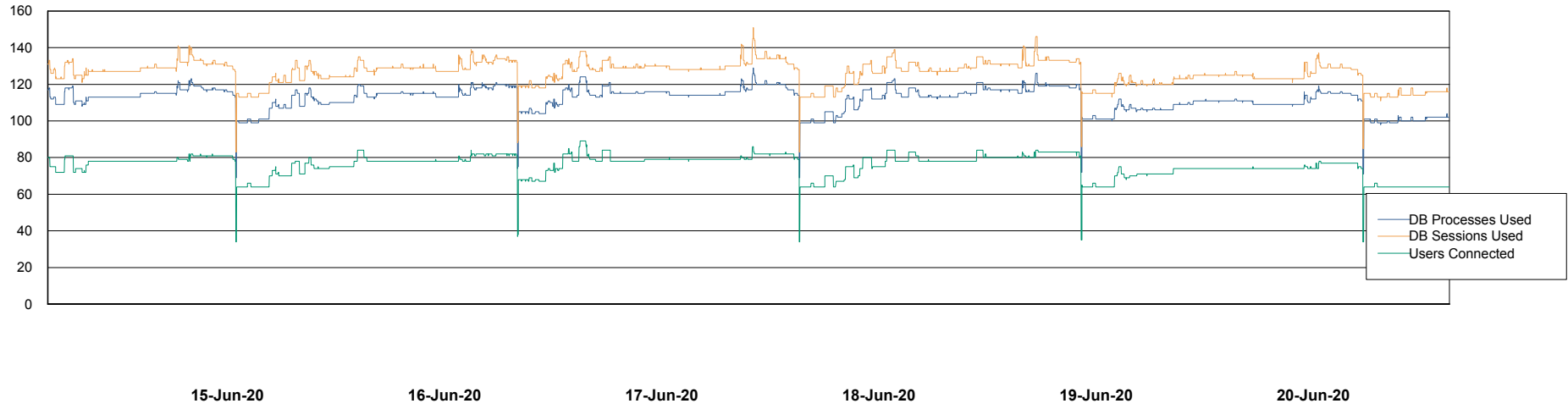
	Free disk space on c: (%)	Total disk space on c: (Gb)	Free disk space on d: (%)	Total disk space on d: (Gb)	Free disk space on e: (%)	Total disk space on e: (Gb)	Free disk space on f: (%)	Total disk space on f: (Gb)
20-Jun-20	27	78	73	479	14	550	69	800
19-Jun-20	27	78	73	479	14	550	69	800
18-Jun-20	27	78	73	479	13	550	69	800
17-Jun-20	27	78	72	479	13	550	69	800
16-Jun-20	27	78	73	479	13	550	69	800
15-Jun-20	27	78	73	479	14	550	69	800
14-Jun-20	27	78	73	479	14	550	69	800

Weekly SLA Customer Report

Customer DFD Production
Database ID 39



Database Performance DFDDDB_Production

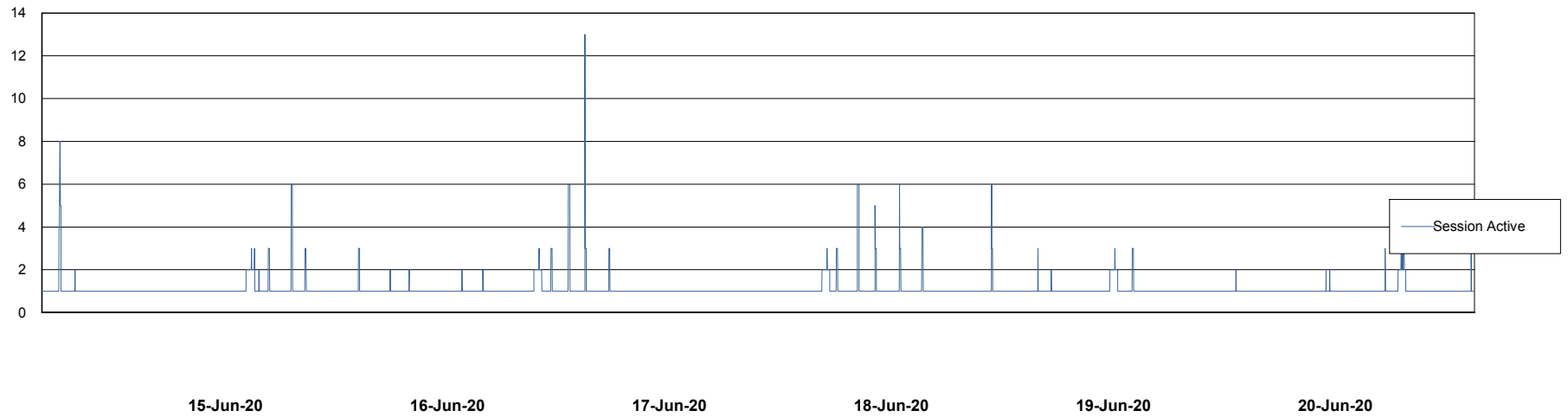
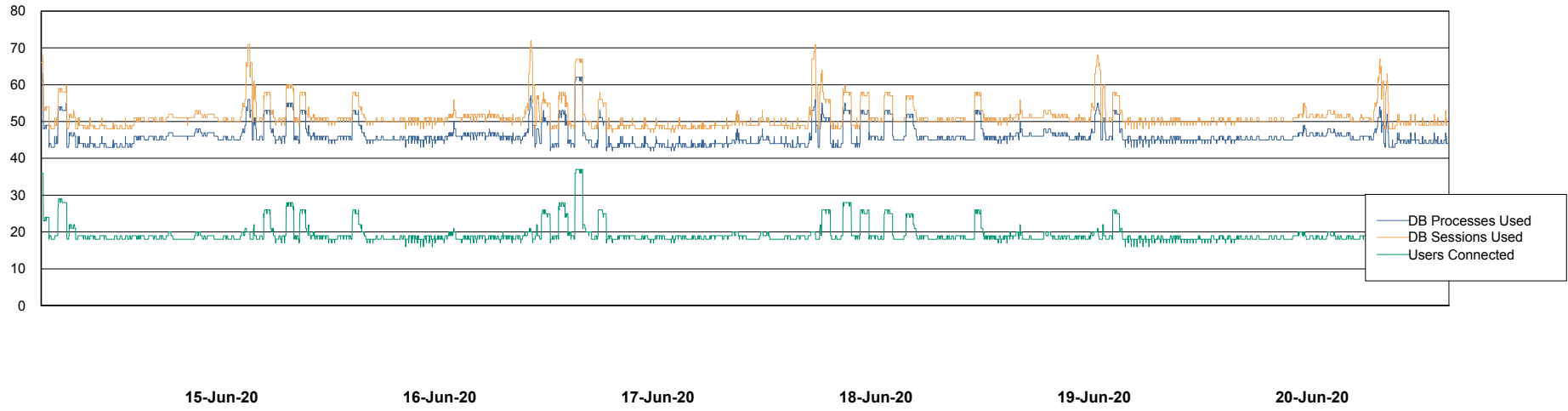


Weekly SLA Customer Report

Customer DFD Production
Database ID 39



Database Performance DFDDDBBI_Production



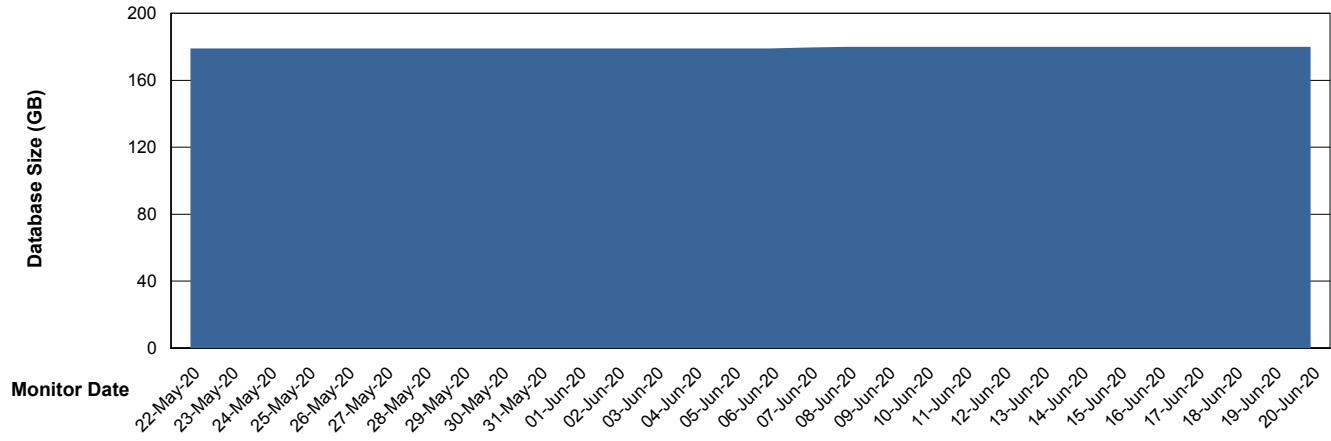
Weekly SLA Customer Report

Customer DFD Production
Database ID 39



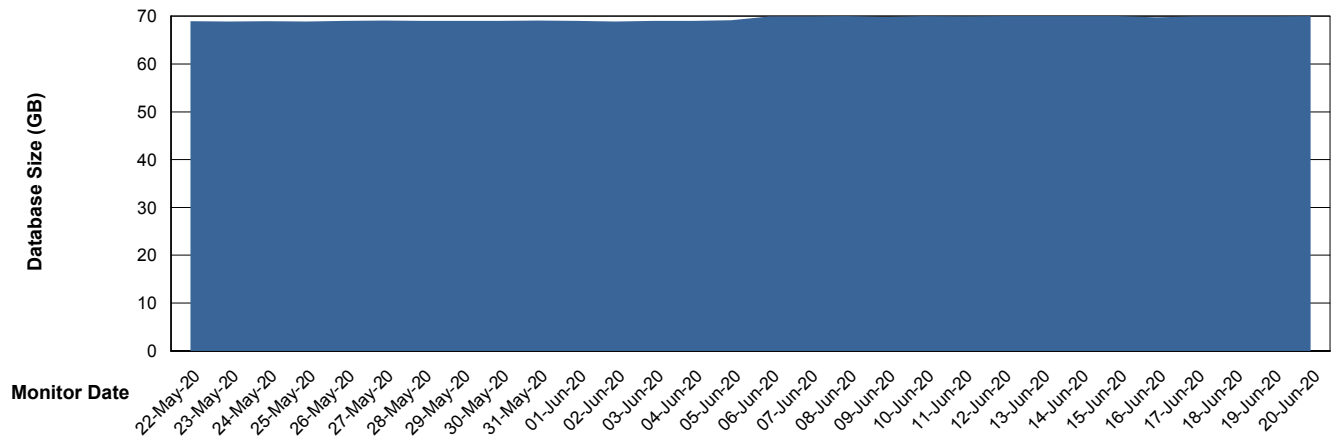
DATABASE SIZE DFDDDB_Production

Database growth over last month



DATABASE SIZE DFDDDBI_Production

Database growth over last month



Weekly SLA Customer Report

Customer DFD Production
 Database ID 39



Database Tablespace DFDDDB_Production

Date	Tablespace Name	Filesize (Gb)	Usedsize (Gb)	Percentage free
20-Jun-20	ABSDATA	75	59	21
	INDX	144	119	17
19-Jun-20	ABSDATA	75	59	21
	INDX	144	119	17
18-Jun-20	ABSDATA	75	59	21
	INDX	144	119	17
17-Jun-20	ABSDATA	75	59	21
	INDX	144	119	17
16-Jun-20	ABSDATA	75	59	21
	INDX	144	119	17
15-Jun-20	ABSDATA	75	58	23
	INDX	144	119	17
14-Jun-20	ABSDATA	75	58	23
	INDX	144	119	17

Weekly SLA Customer Report

Customer DFD Production
Database ID 39



Database Tablespace DFDDDBI_Production

Date	Tablespace Name	Filesize (Gb)	Usedsize (Gb)	Percentage free
20-Jun-20	ABSDATA	41	34	17
	INDX	38	31	18
19-Jun-20	ABSDATA	41	34	17
	INDX	38	31	18
18-Jun-20	ABSDATA	41	33	20
	INDX	38	31	18
17-Jun-20	ABSDATA	41	33	20
	INDX	38	31	18
16-Jun-20	ABSDATA	41	33	20
	INDX	38	31	18
15-Jun-20	ABSDATA	41	33	20
	INDX	38	31	18
14-Jun-20	ABSDATA	41	33	20
	INDX	38	31	18

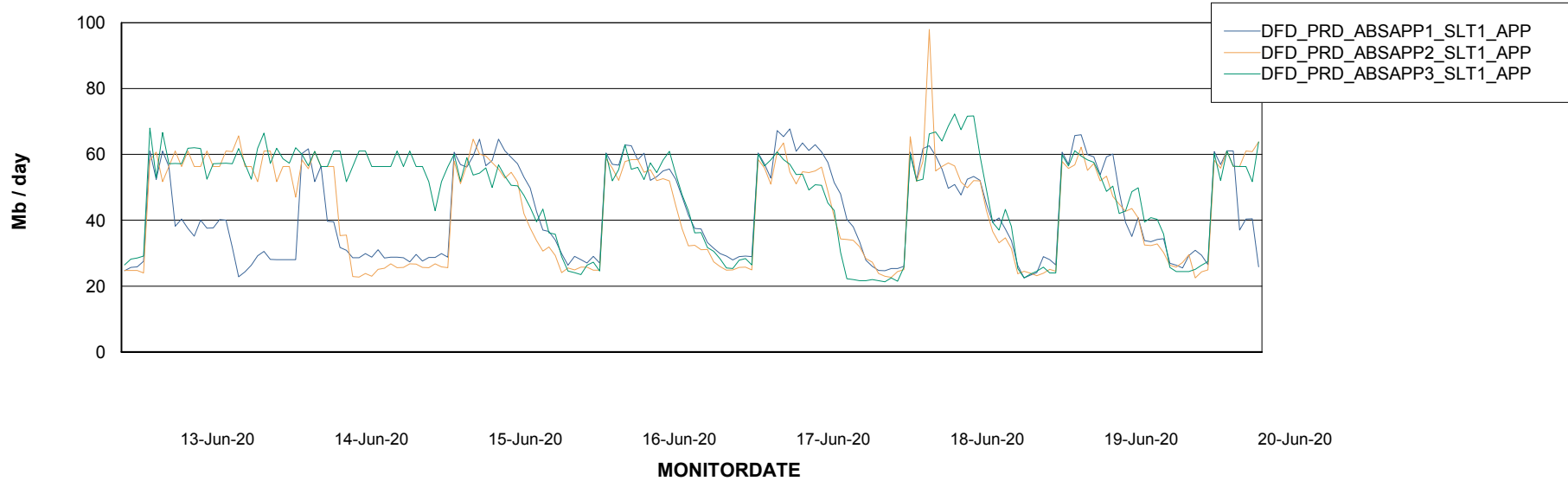
Weekly SLA Customer Report

Customer DFD Production
Database ID 39

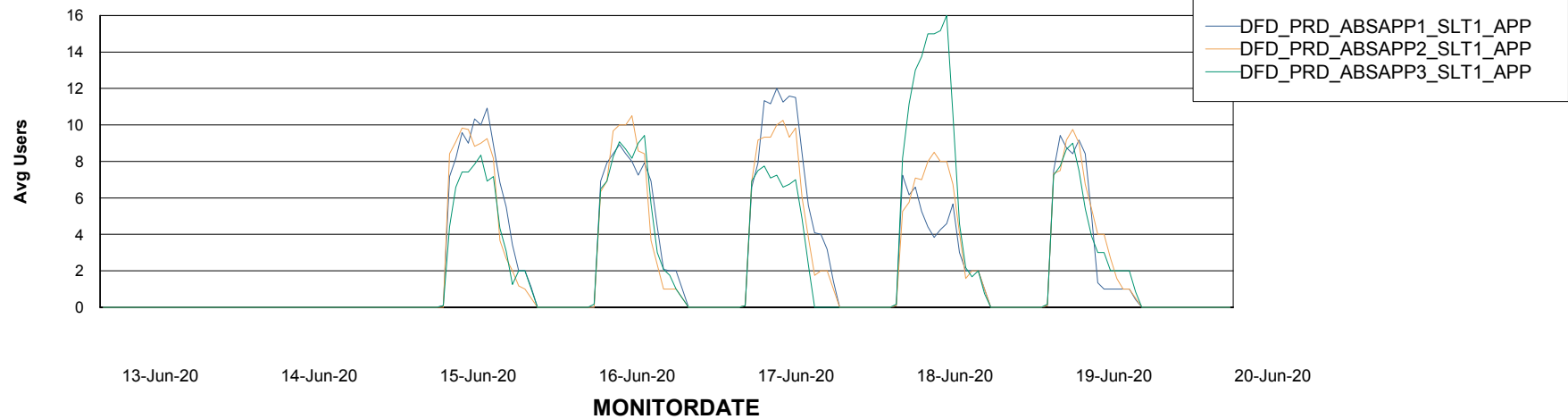


ABSSolute Application Server Services

Avg memory used per ABS Server Service



Avg users per day per ABS server



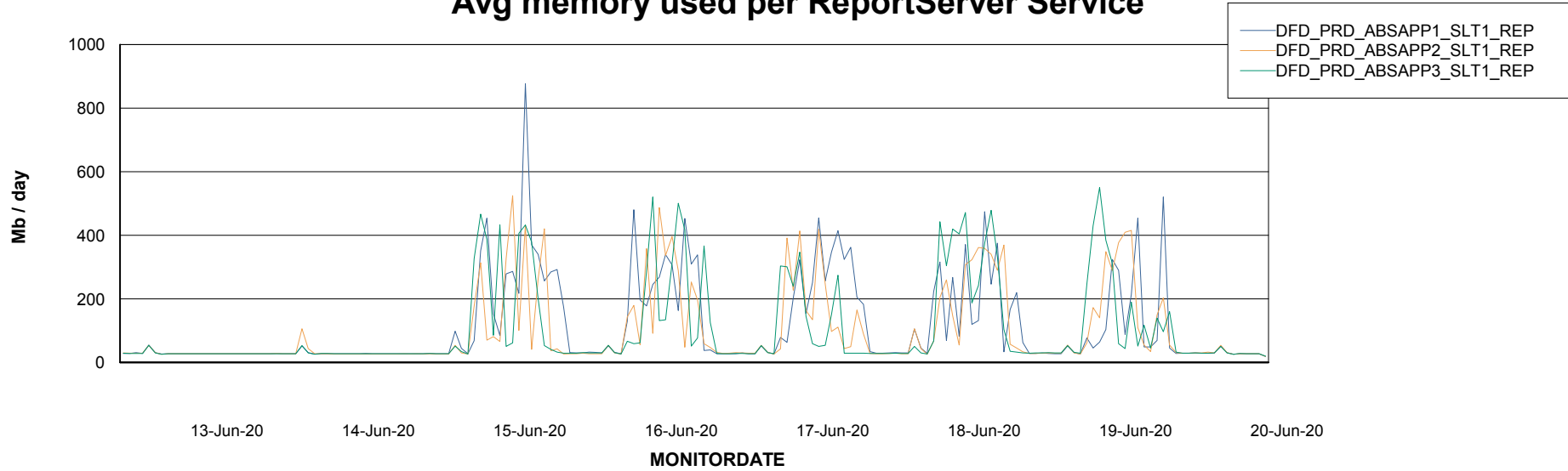
Weekly SLA Customer Report

Customer DFD Production
Database ID 39



ABSSolute Application ReportServer Services

Avg memory used per ReportServer Service



Disaster per ABS component

