

Weekly SLA Customer Report

Customer KLA_Production
Database ID 65



Harddisk Usage KLAHQORA03

	Free disk space on c: (%)	Total disk space on c: (Gb)	Free disk space on d: (%)	Total disk space on d: (Gb)
13-Jun-20	44	150	58	250
12-Jun-20	45	150	58	250
11-Jun-20	45	150	58	250
10-Jun-20	45	150	58	250
09-Jun-20	45	150	58	250
08-Jun-20	45	150	58	250
07-Jun-20	45	150	58	250

Harddisk Usage KLA_STB

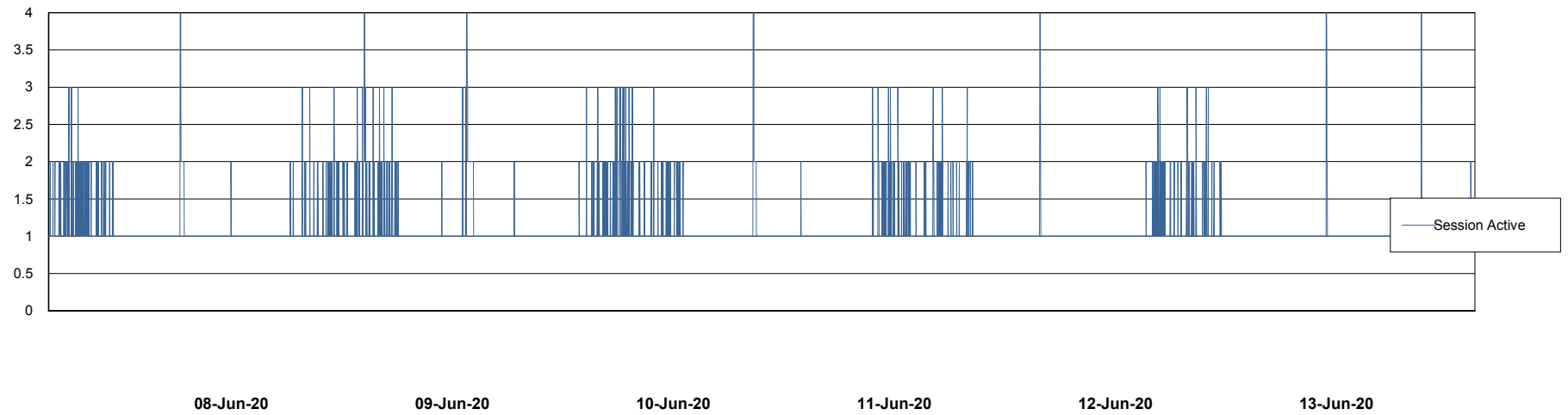
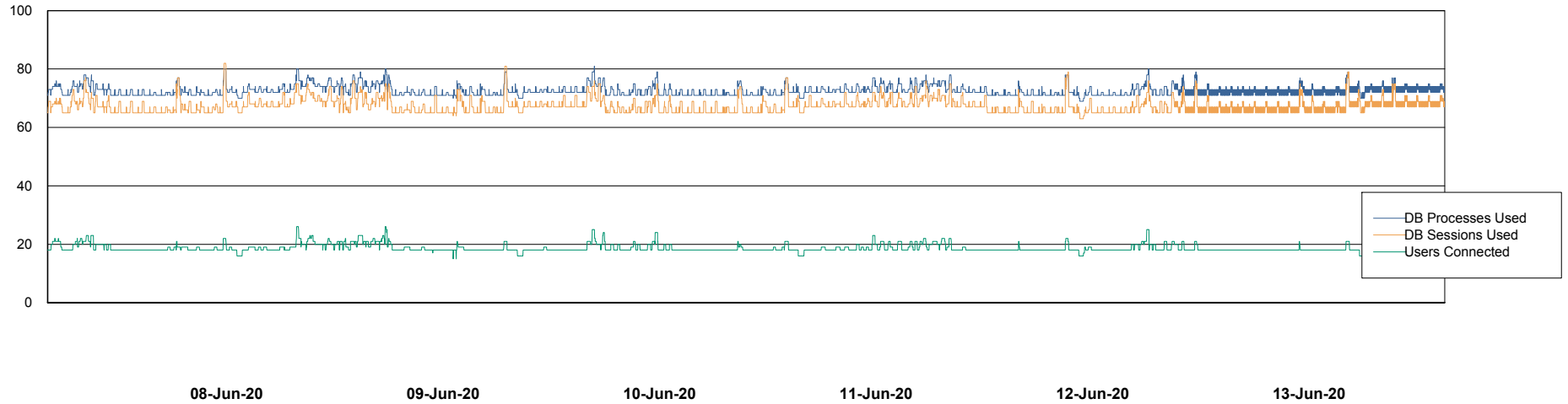
	Free disk space on c: (%)	Total disk space on c: (Gb)	Free disk space on d: (%)	Total disk space on d: (Gb)
13-Jun-20	61	250	37	200
12-Jun-20	61	250	37	200
11-Jun-20	61	250	37	200
10-Jun-20	61	250	37	200
09-Jun-20	61	250	37	200
08-Jun-20	62	250	37	200
07-Jun-20	62	250	37	200

Weekly SLA Customer Report

Customer KLA_Production
Database ID 65



Database Performance KLADB_Production

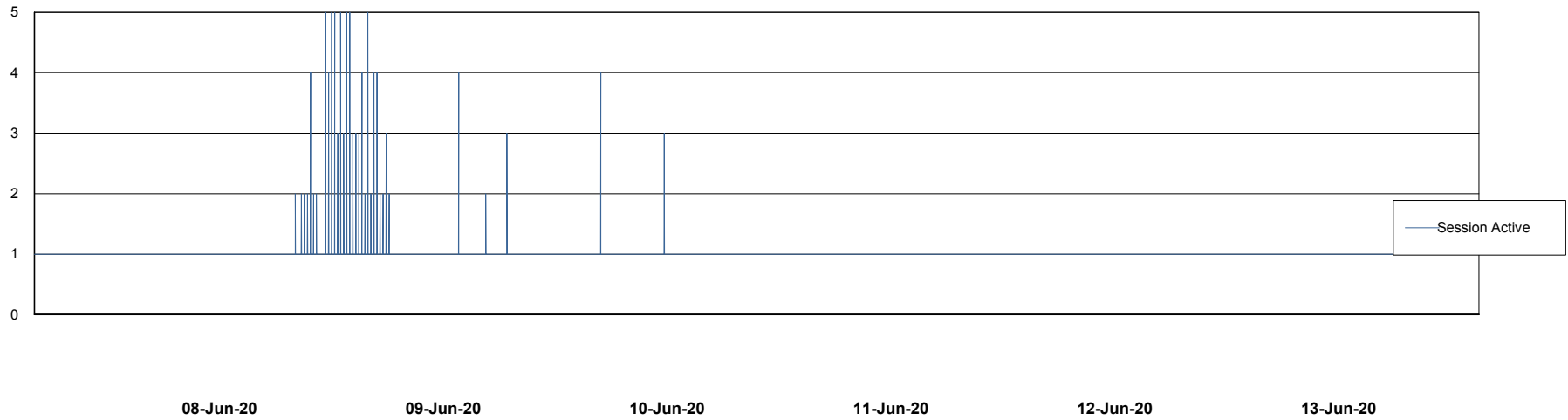
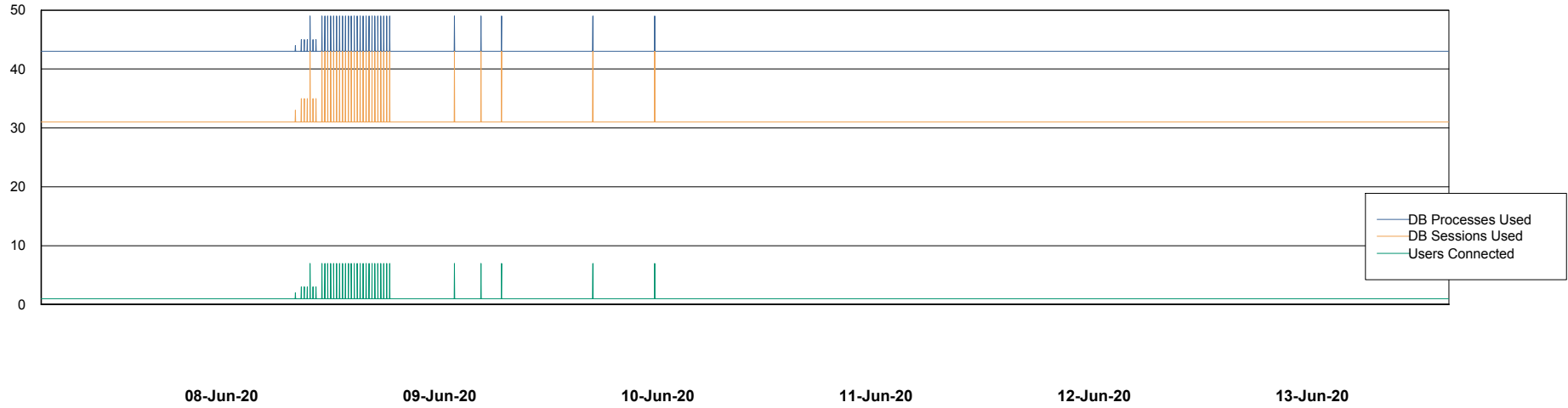


Weekly SLA Customer Report

Customer KLA_Production
Database ID 65



Database Performance KLADB_Standby



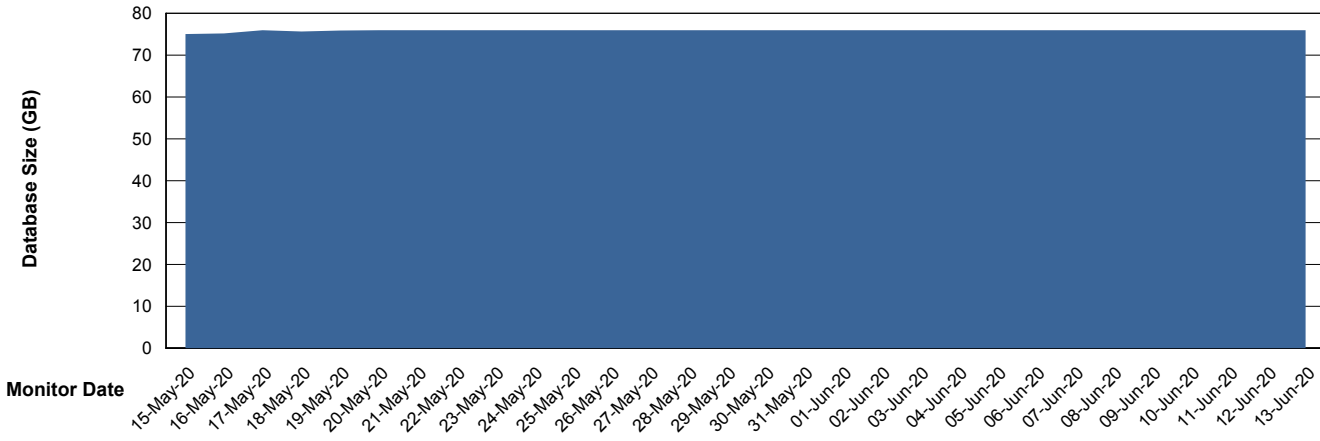
Weekly SLA Customer Report

Customer KLA_Production
 Database ID 65



DATABASE SIZE KLADB_Production

Database growth over last month



Database Tablespace KLADB_Production

Date	Tablespace Name	Filesize (Gb)	Usedsize (Gb)	Percentage free
13-Jun-20	ABSDATA	48	38	21
	INDX	45	35	22
12-Jun-20	ABSDATA	48	38	21
	INDX	45	35	22
11-Jun-20	ABSDATA	48	38	21
	INDX	45	35	22
10-Jun-20	ABSDATA	48	38	21
	INDX	45	35	22
09-Jun-20	ABSDATA	48	38	21
	INDX	45	35	22
08-Jun-20	ABSDATA	48	38	21
	INDX	45	35	22
07-Jun-20	ABSDATA	48	38	21
	INDX	45	35	22

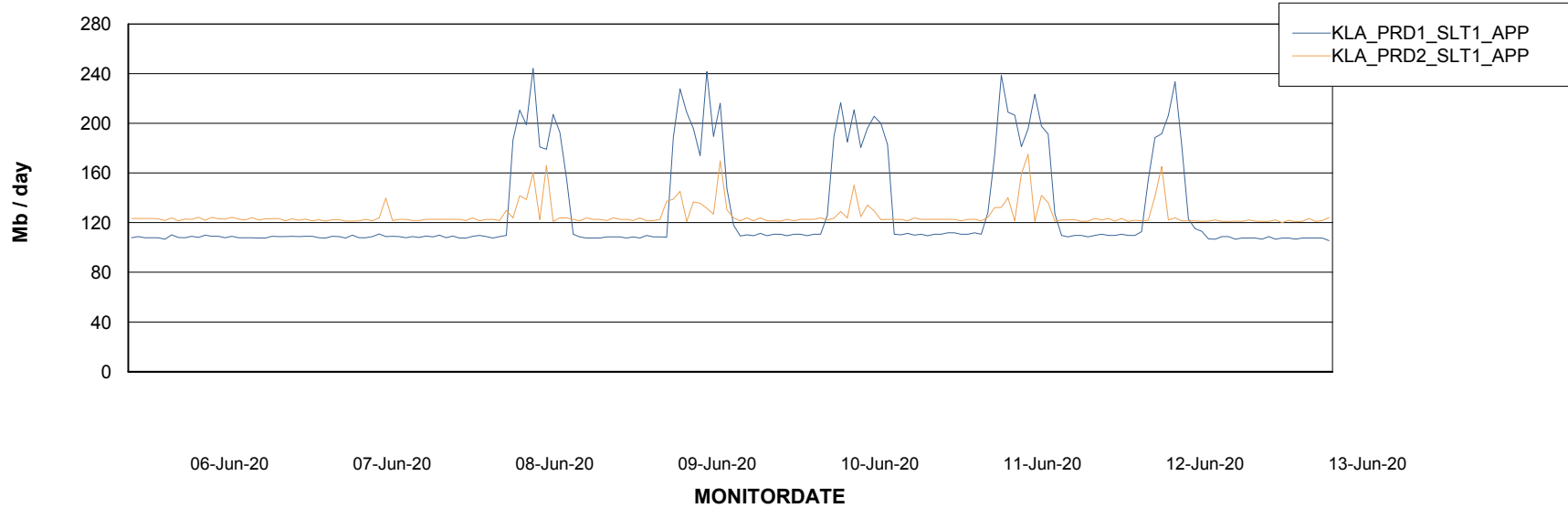
Weekly SLA Customer Report

Customer KLA_Production
Database ID 65

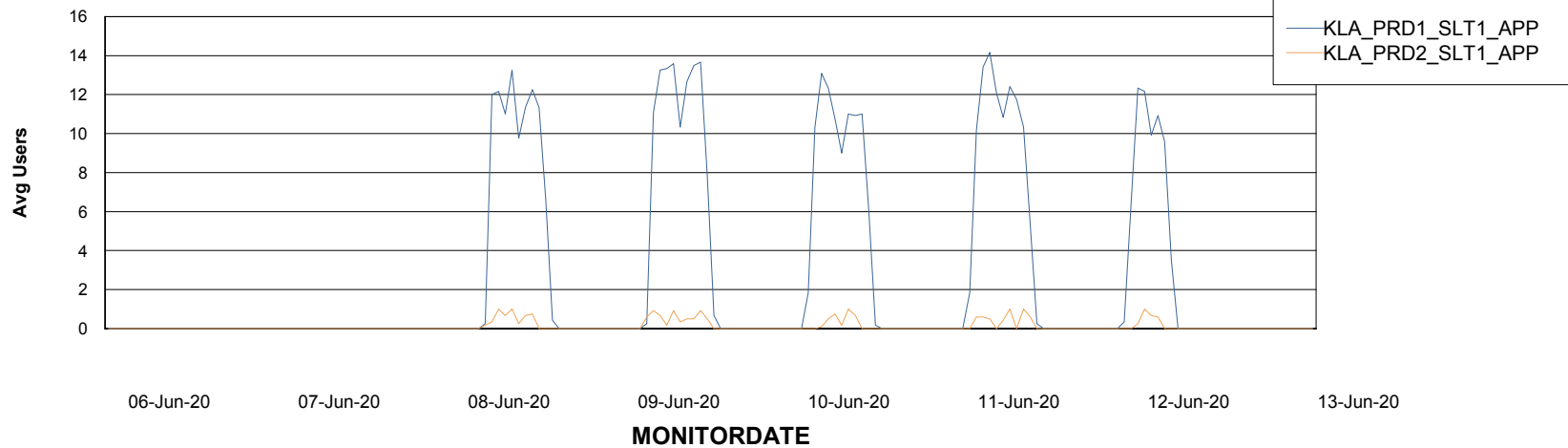


ABSSolute Application Server Services

Avg memory used per ABS Server Service



Avg users per day per ABS server



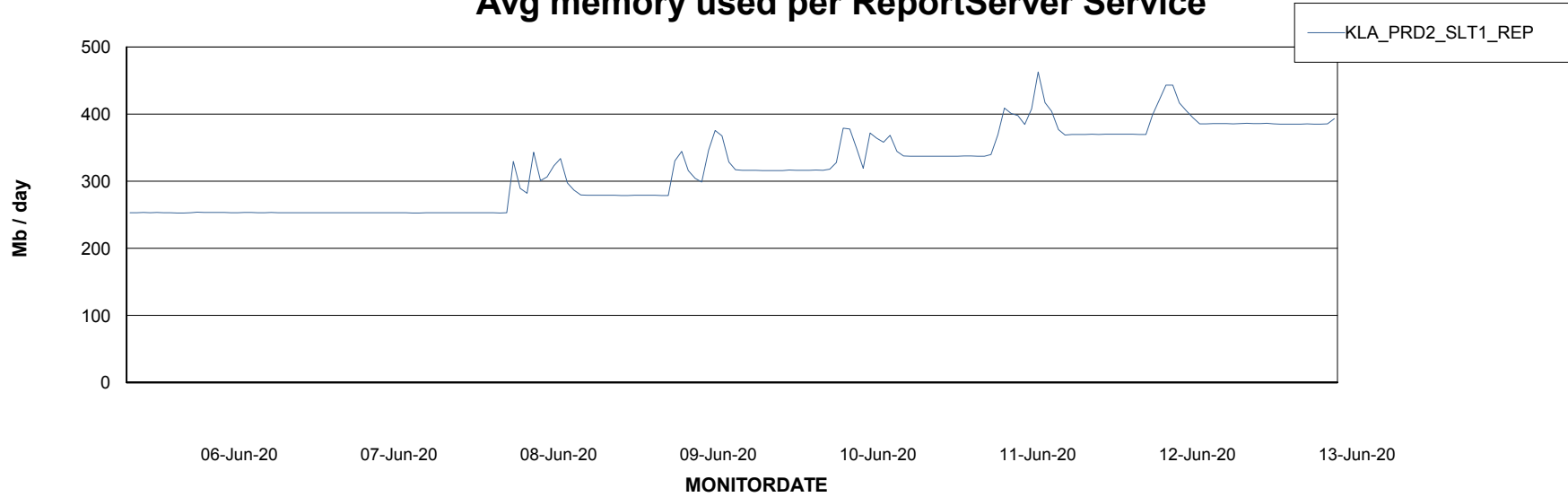
Weekly SLA Customer Report

Customer KLA_Production
Database ID 65



ABSSolute Application ReportServer Services

Avg memory used per ReportServer Service



Disaster per ABS component

