

Weekly SLA Customer Report

Customer DFD Production
 Database ID 39



Harddisk Usage DFD_PRD_ABSAPP1

	Free disk space on c: (%)	Total disk space on c: (Gb)
13-Jun-20	22	90
12-Jun-20	22	90
11-Jun-20	22	90
10-Jun-20	23	90
09-Jun-20	23	90
08-Jun-20	23	90
07-Jun-20	23	90

Harddisk Usage DFD_PRD_ABSAPP2

	Free disk space on c: (%)	Total disk space on c: (Gb)
13-Jun-20	10	60
12-Jun-20	10	60
11-Jun-20	10	60
10-Jun-20	10	60
09-Jun-20	10	60
08-Jun-20	10	60
07-Jun-20	10	60

Weekly SLA Customer Report

Customer DFD Production
Database ID 39



Harddisk Usage DFD_PRD_ABSAPP3

	Free disk space on c: (%)	Total disk space on c: (Gb)
13-Jun-20	22	70
12-Jun-20	22	70
11-Jun-20	22	70
10-Jun-20	22	70
09-Jun-20	22	70
08-Jun-20	23	70
07-Jun-20	23	70

Harddisk Usage DFD_PRD_BI1

	Free disk space on c: (%)	Total disk space on c: (Gb)	Free disk space on e: (%)	Total disk space on e: (Gb)
13-Jun-20	19	150	24	200
12-Jun-20	19	150	24	200
11-Jun-20	19	150	24	200
10-Jun-20	19	150	24	200
09-Jun-20	19	150	24	200
08-Jun-20	19	150	24	200
07-Jun-20	19	150	24	200

Weekly SLA Customer Report

Customer DFD Production
 Database ID 39



Harddisk Usage DFD_PRD_ORACLE1

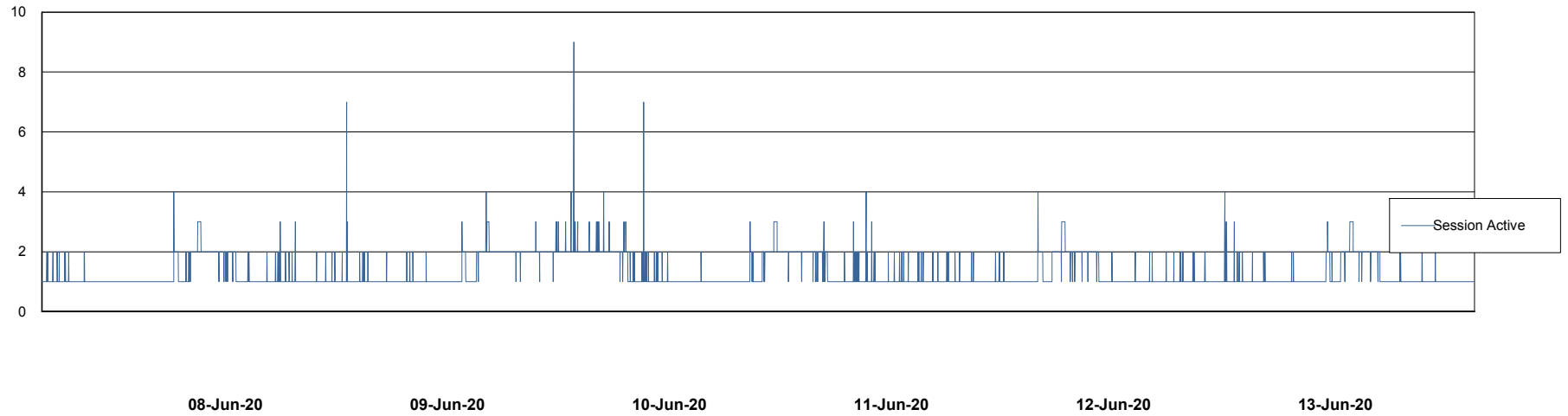
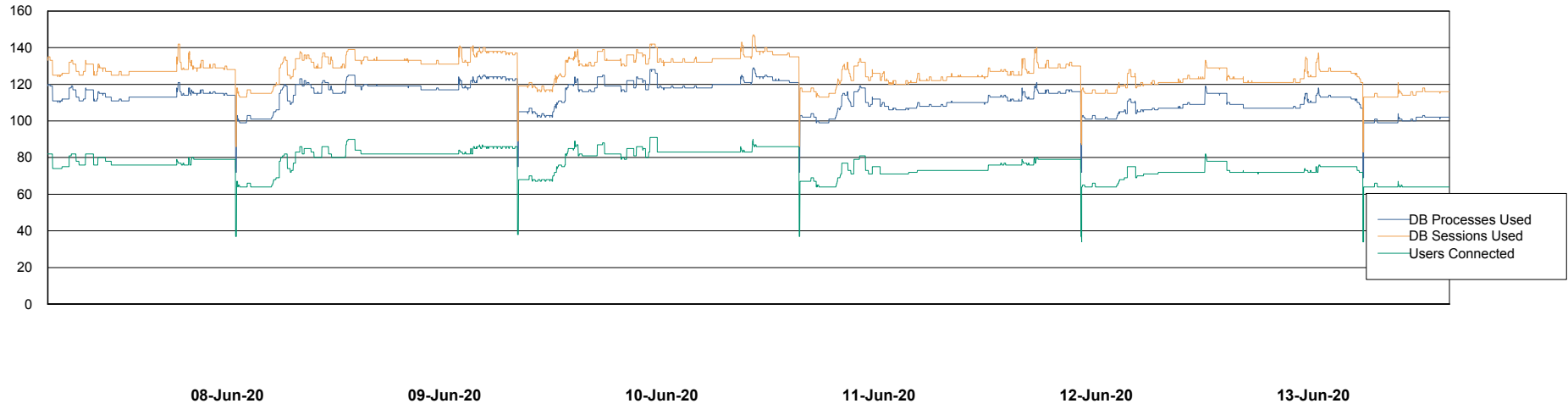
	Free disk space on c: (%)	Total disk space on c: (Gb)	Free disk space on d: (%)	Total disk space on d: (Gb)	Free disk space on e: (%)	Total disk space on e: (Gb)	Free disk space on f: (%)	Total disk space on f: (Gb)
13-Jun-20	27	78	73	479	15	550	69	800
12-Jun-20	27	78	72	479	14	550	69	800
11-Jun-20	27	78	72	479	13	550	69	800
10-Jun-20	27	78	72	479	13	550	69	800
09-Jun-20	27	78	73	479	14	550	69	800
08-Jun-20	27	78	73	479	14	550	69	800
07-Jun-20	27	78	73	479	14	550	69	800

Weekly SLA Customer Report

Customer DFD Production
Database ID 39



Database Performance DFDDB_Production

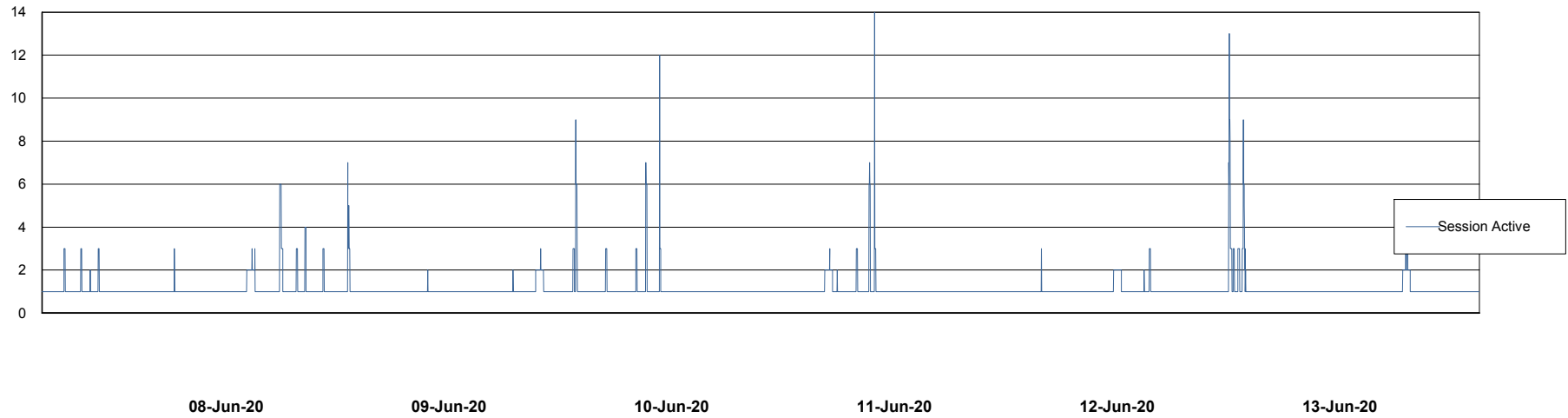
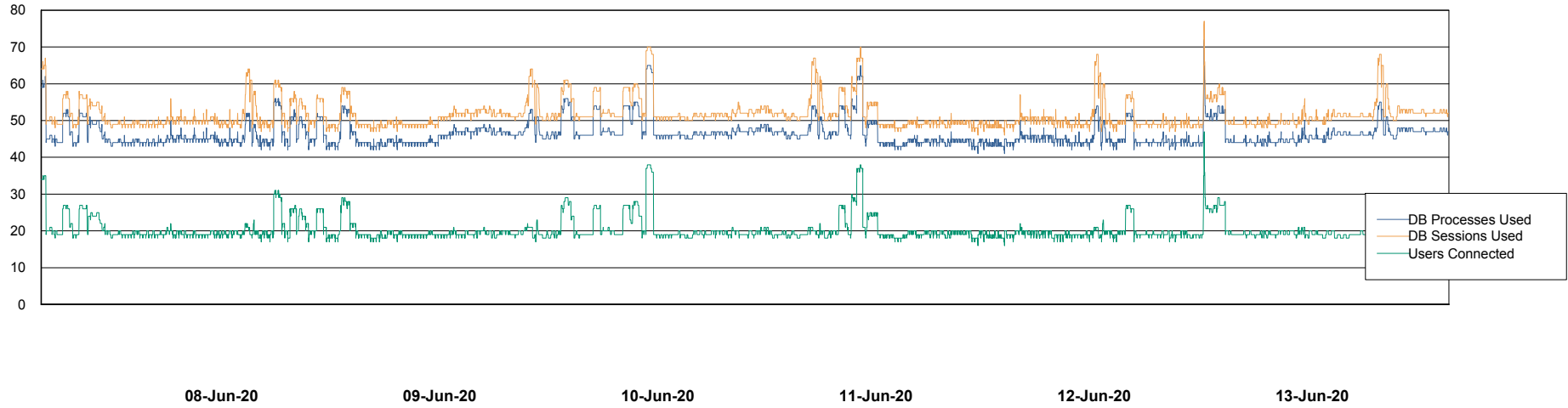


Weekly SLA Customer Report

Customer DFD Production
Database ID 39



Database Performance DFDDDBBI_Production



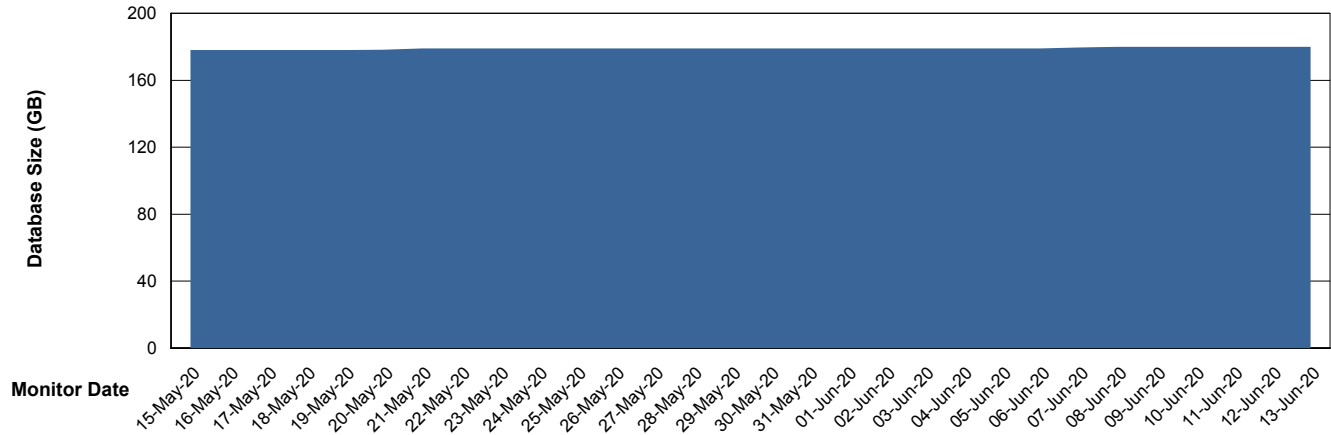
Weekly SLA Customer Report

Customer DFD Production
Database ID 39



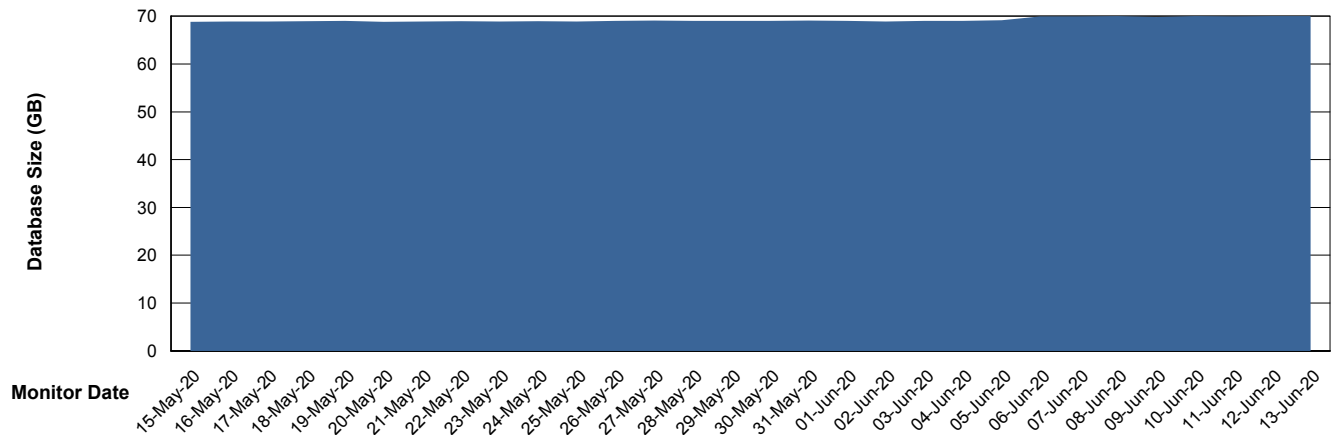
DATABASE SIZE DFDDDB_Production

Database growth over last month



DATABASE SIZE DFDDDBI_Production

Database growth over last month



Weekly SLA Customer Report

Customer DFD Production
Database ID 39



Database Tablespace DFDDDB_Production

Date	Tablespace Name	Filesize (Gb)	Usedsize (Gb)	Percentage free
13-Jun-20	ABSDATA	75	58	23
	INDX	144	119	17
12-Jun-20	ABSDATA	75	58	23
	INDX	144	119	17
11-Jun-20	ABSDATA	75	58	23
	INDX	144	119	17
10-Jun-20	ABSDATA	75	58	23
	INDX	144	119	17
09-Jun-20	ABSDATA	75	58	23
	INDX	144	119	17
08-Jun-20	ABSDATA	75	58	23
	INDX	144	119	17
07-Jun-20	ABSDATA	75	58	23
	INDX	144	119	17

Weekly SLA Customer Report

Customer DFD Production
 Database ID 39



Database Tablespace DFDDDBI_Production

Date	Tablespace Name	Filesize (Gb)	Usedsize (Gb)	Percentage free
13-Jun-20	ABSDATA	41	33	20
	INDX	38	31	18
12-Jun-20	ABSDATA	41	33	20
	INDX	38	31	18
11-Jun-20	ABSDATA	41	33	20
	INDX	38	31	18
10-Jun-20	ABSDATA	41	33	20
	INDX	38	31	18
09-Jun-20	ABSDATA	41	33	20
	INDX	38	31	18
08-Jun-20	ABSDATA	41	33	20
	INDX	38	31	18
07-Jun-20	ABSDATA	41	33	20
	INDX	38	31	18

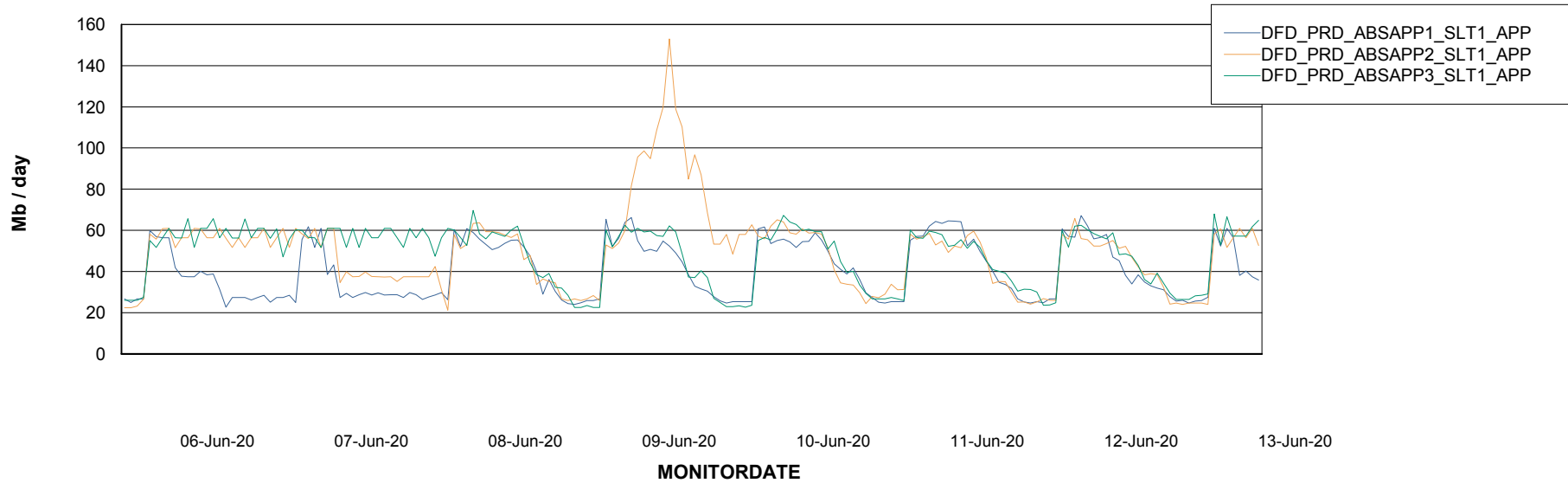
Weekly SLA Customer Report

Customer DFD Production
Database ID 39

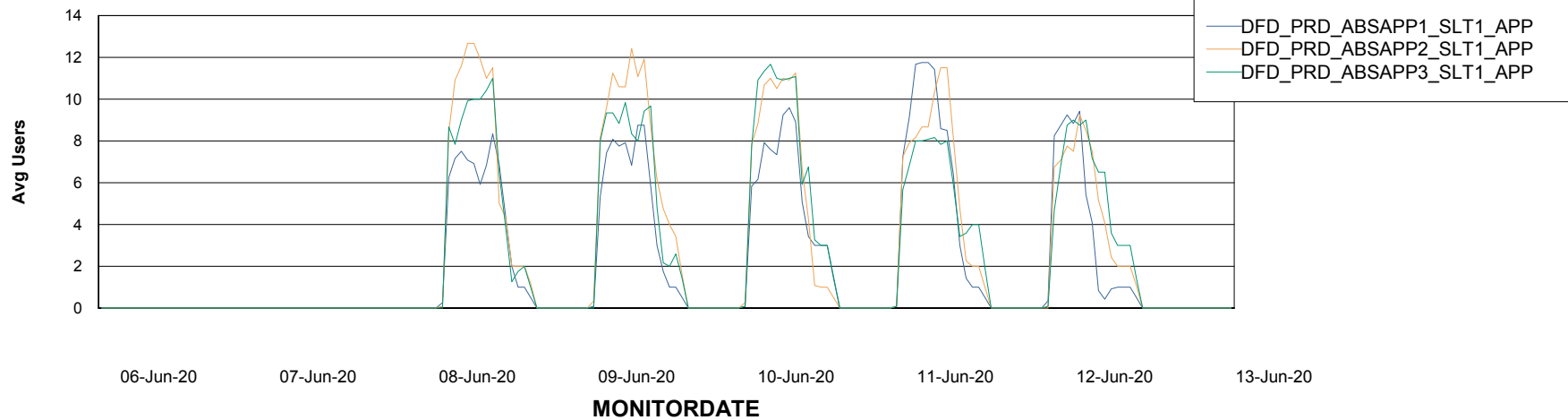


ABSSolute Application Server Services

Avg memory used per ABS Server Service



Avg users per day per ABS server



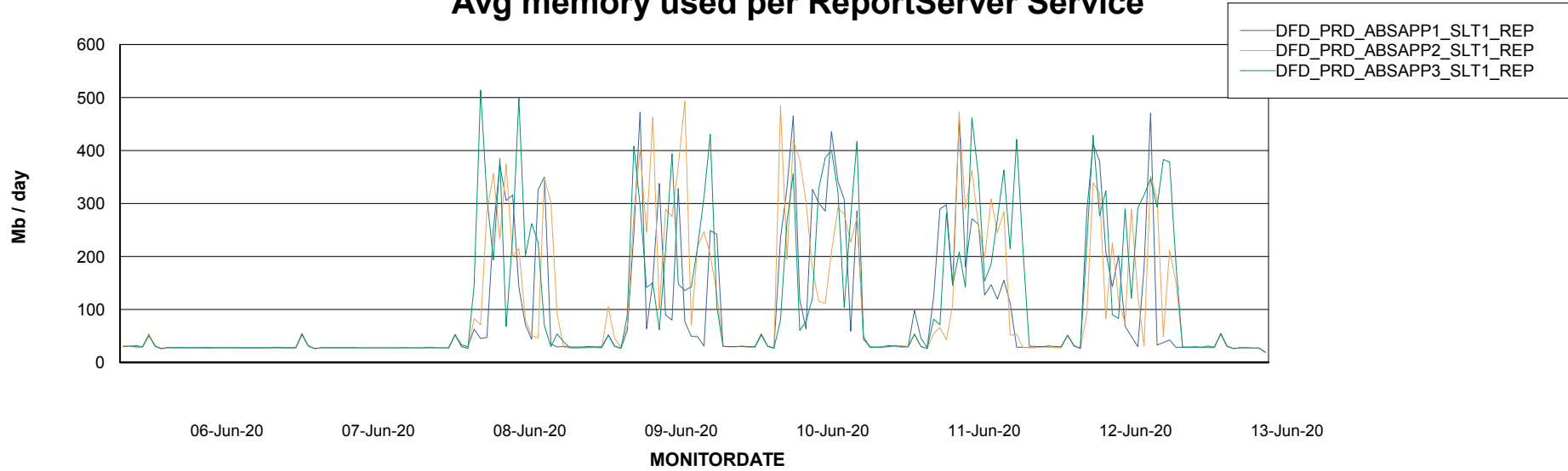
Weekly SLA Customer Report

Customer DFD Production
Database ID 39



ABSSolute Application ReportServer Services

Avg memory used per ReportServer Service



Disaster per ABS component

