

# Weekly SLA Customer Report

Customer PCO Production  
Database ID 44



## Harddisk Usage PCO\_PRD\_ORACLE1

	Free disk space on c: (%)	Total disk space on c: (Gb)	Free disk space on d: (%)	Total disk space on d: (Gb)
06-Jun-20	77	447	54	1,676
05-Jun-20	77	447	54	1,676
04-Jun-20	77	447	54	1,676
03-Jun-20	77	447	54	1,676
02-Jun-20	77	447	54	1,676
01-Jun-20	76	447	55	1,676
31-May-20	76	447	55	1,676

## Harddisk Usage PCO\_PRD\_ORACLE2

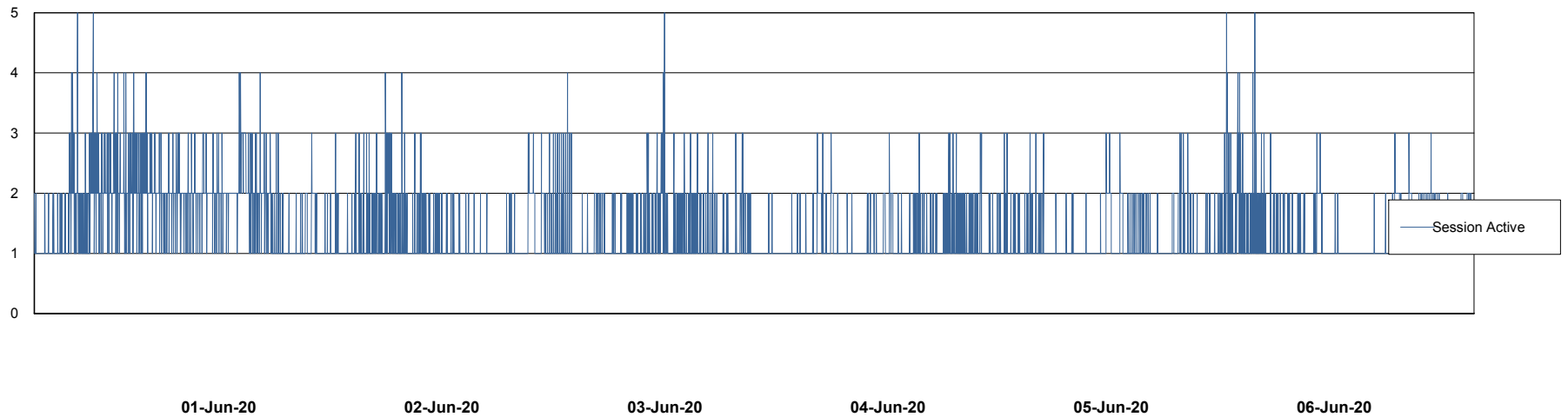
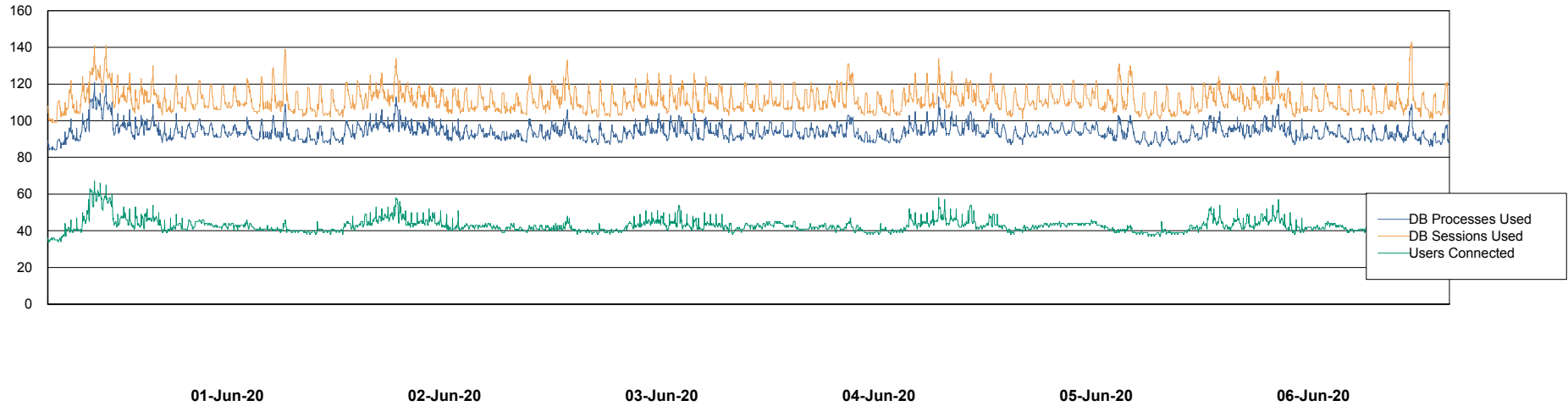
	Free disk space on c: (%)	Total disk space on c: (Gb)	Free disk space on d: (%)	Total disk space on d: (Gb)
06-Jun-20	75	279	47	838
05-Jun-20	75	279	47	838
04-Jun-20	75	279	47	838
03-Jun-20	75	279	47	838
02-Jun-20	75	279	47	838
01-Jun-20	75	279	47	838
31-May-20	75	279	47	838

# Weekly SLA Customer Report

Customer PCO Production  
Database ID 44



## Database Performance PCODB\_Production

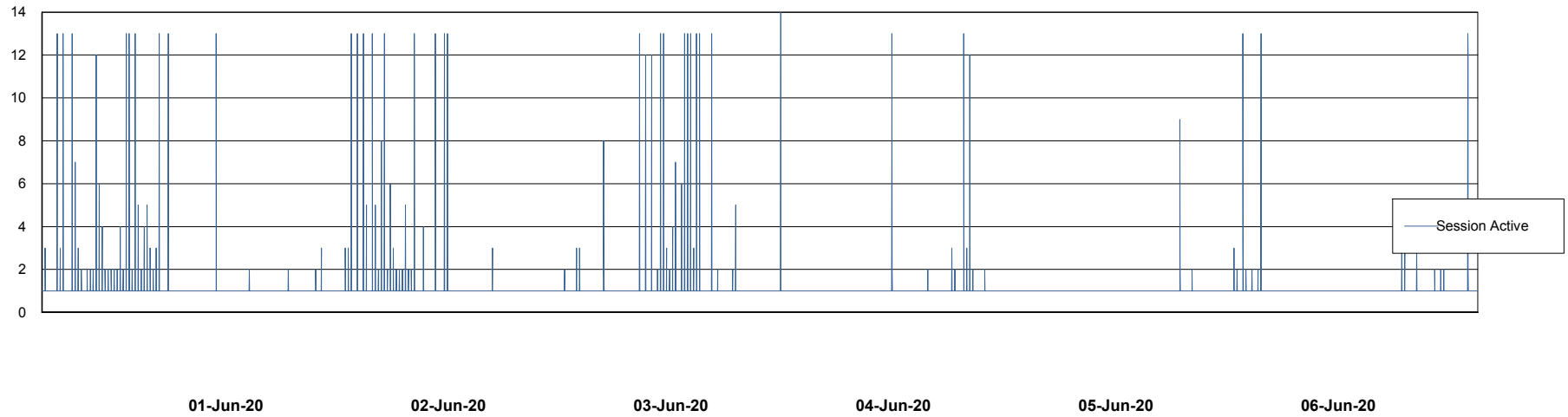
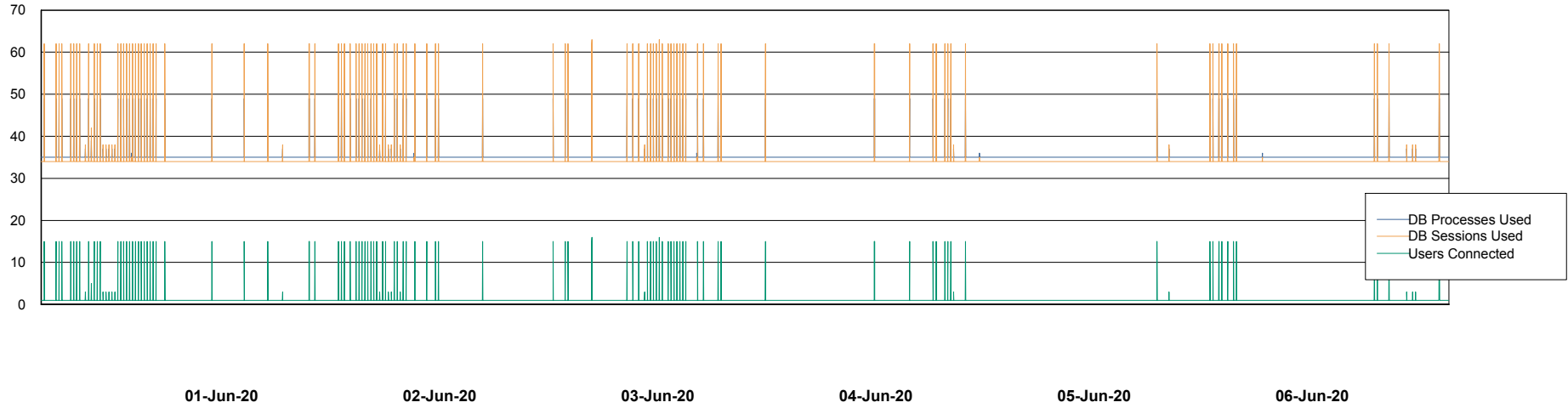


# Weekly SLA Customer Report

Customer PCO Production  
Database ID 44



## Database Performance PCODB\_Standby



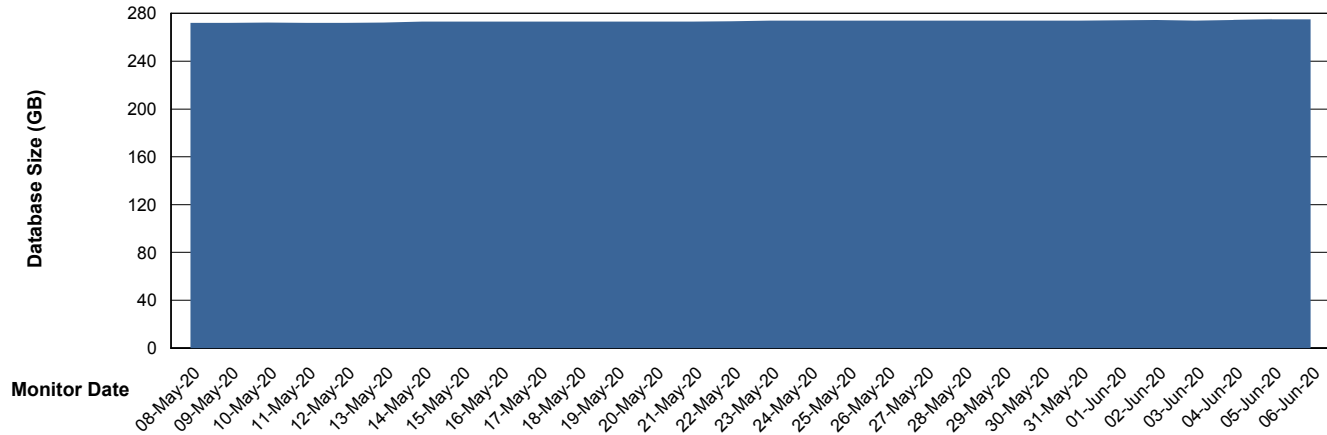
# Weekly SLA Customer Report

Customer PCO Production  
 Database ID 44



**DATABASE SIZE** PCODB\_Production

**Database growth over last month**



**Database Tablespace** PCODB\_Production

Date	Tablespace Name	Filesize (Gb)	Usedsize (Gb)	Percentage free
06-Jun-20	ABSDATA	150	98	35
	INDX	200	144	28
05-Jun-20	ABSDATA	150	98	35
	INDX	200	144	28
04-Jun-20	ABSDATA	150	98	35
	INDX	200	144	28
03-Jun-20	ABSDATA	150	98	35
	INDX	200	144	28
02-Jun-20	ABSDATA	150	98	35
	INDX	200	144	28
01-Jun-20	ABSDATA	150	98	35
	INDX	200	143	29
31-May-20	ABSDATA	150	98	35
	INDX	200	143	29

# Weekly SLA Customer Report

Customer PCO Production  
Database ID 44



Standby Database Health      PCO Production

## Recovery lag for last 7 days

