

# Weekly SLA Customer Report

Customer PHS\_Production  
Database ID 47



## Harddisk Usage PHS\_BI\_GCAB891b (new 2019)

	Free disk space on c: (%)	Total disk space on c: (Gb)	Free disk space on d: (%)	Total disk space on d: (Gb)
30-May-20	51	150	31	300
29-May-20	51	150	33	300
28-May-20	51	150	33	300
27-May-20	51	150	33	300
26-May-20	51	150	33	300
25-May-20	51	150	33	300
24-May-20	51	150	33	300

## Harddisk Usage PHS\_PRDWEB\_DCAB573b

	Free disk space on c: (%)	Total disk space on c: (Gb)
30-May-20	78	100
29-May-20	78	100
28-May-20	78	100
27-May-20	78	100
26-May-20	78	100
25-May-20	78	100
24-May-20	78	100

# Weekly SLA Customer Report

Customer PHS\_Production  
Database ID 47



Harddisk Usage PHS\_PRD\_GCAB574b

	Free disk space on c: (%)	Total disk space on c: (Gb)	Free disk space on d: (%)	Total disk space on d: (Gb)	Free disk space on f: (%)	Total disk space on f: (Gb)
30-May-20	45	150	28	400	37	200
29-May-20	45	150	28	400	40	200
28-May-20	46	150	28	400	33	200
27-May-20	46	150	28	400	35	200
26-May-20	46	150	28	400	36	200
25-May-20	46	150	28	400	38	200
24-May-20	46	150	28	400	40	200

Harddisk Usage PHS\_PRD\_GCAB576b

	Free disk space on c: (%)	Total disk space on c: (Gb)	Free disk space on d: (%)	Total disk space on d: (Gb)	Free disk space on f: (%)	Total disk space on f: (Gb)
30-May-20	70	150	31	400	75	100
29-May-20	70	150	31	400	75	100
28-May-20	70	150	31	400	75	100
27-May-20	70	150	31	400	75	100
26-May-20	70	150	31	400	75	100
25-May-20	70	150	31	400	71	100
24-May-20	70	150	31	400	76	100

## Weekly SLA Customer Report

Customer PHS\_Production  
Database ID 47



Harddisk Usage PHS\_TST\_GCAB575b

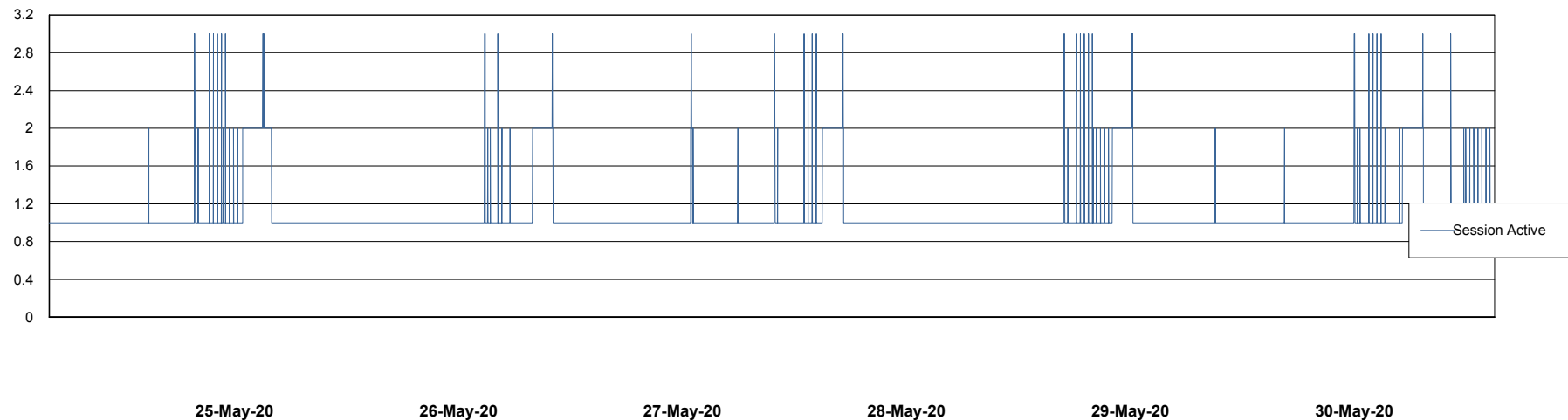
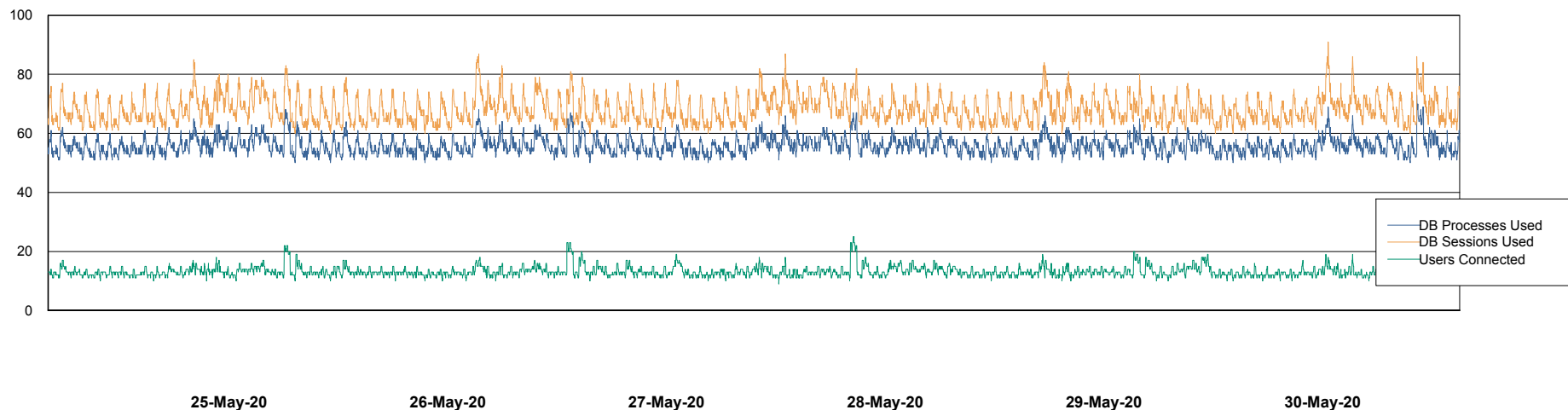
	Free disk space on c: (%)	Total disk space on c: (Gb)	Free disk space on d: (%)	Total disk space on d: (Gb)
30-May-20	14	50	30	300
29-May-20	14	50	30	300
28-May-20	14	50	30	300
27-May-20	14	50	30	300
26-May-20	14	50	30	300
25-May-20	14	50	30	300
24-May-20	14	50	30	300

# Weekly SLA Customer Report

Customer PHS\_Production  
Database ID 47



## Database Performance PHS\_BI\_DB (new 2019)

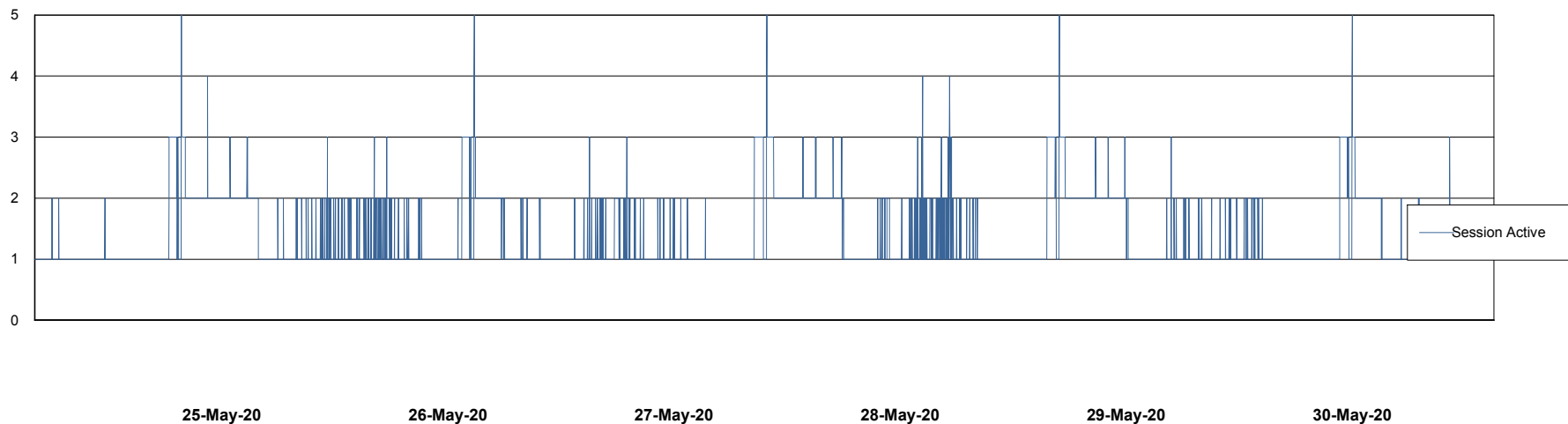
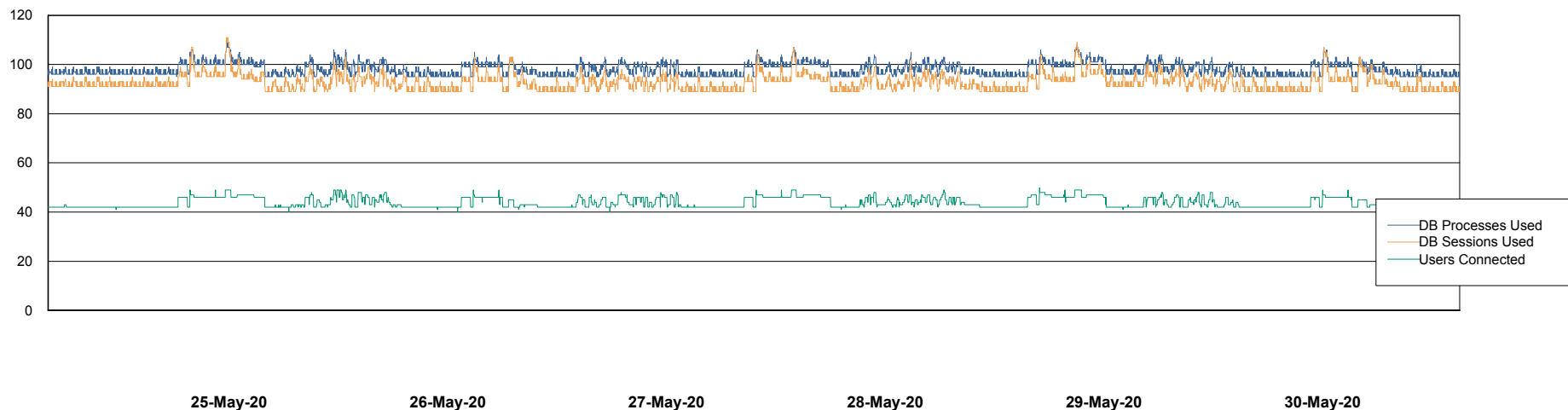


# Weekly SLA Customer Report

Customer PHS\_Production  
Database ID 47



## Database Performance PHSDB\_Production

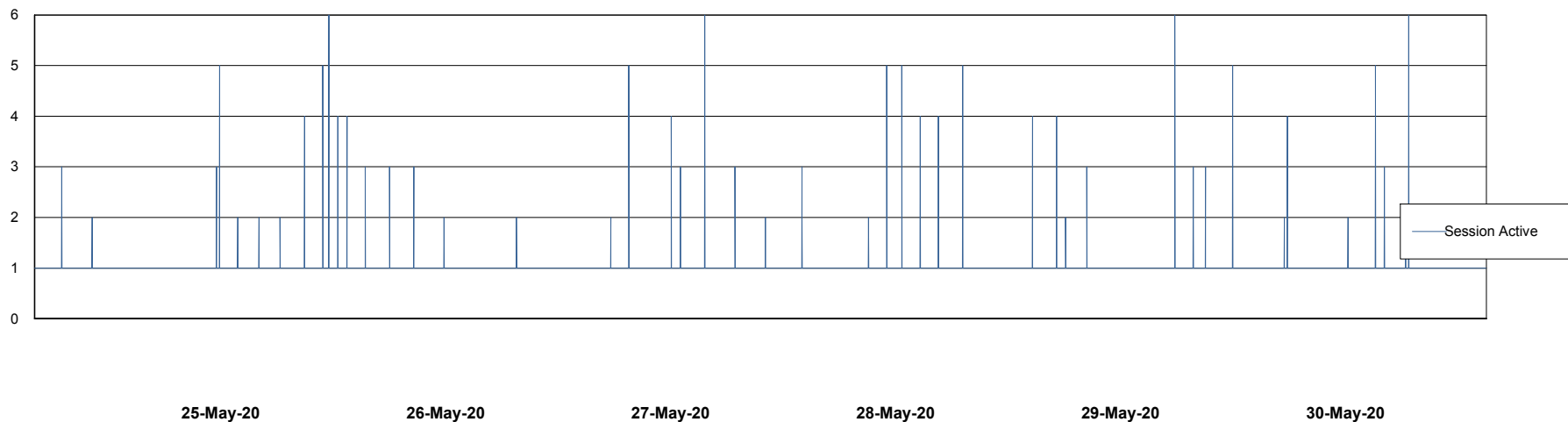
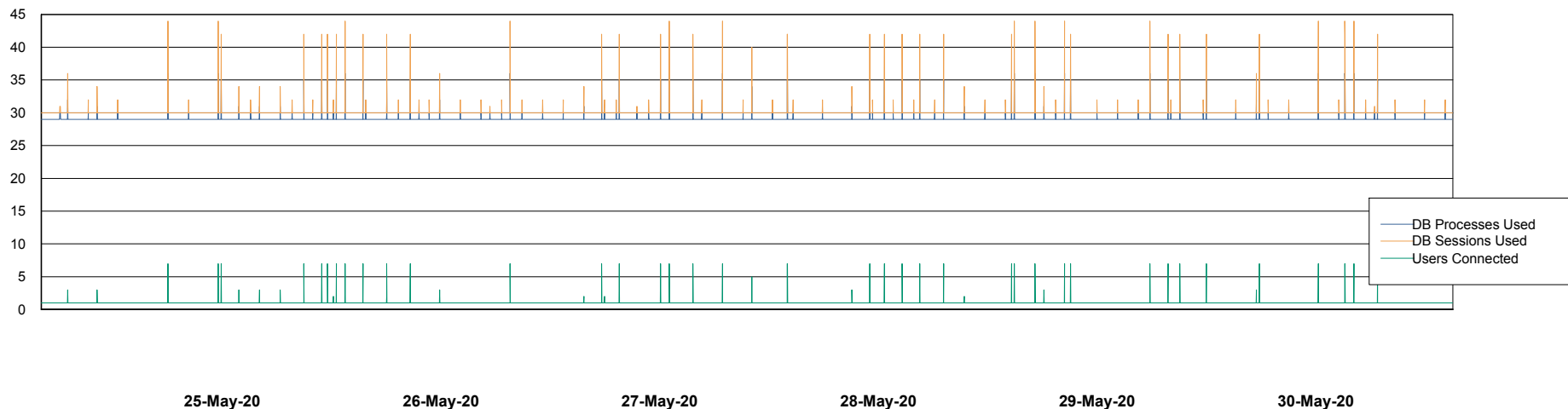


# Weekly SLA Customer Report

Customer PHS\_Production  
Database ID 47



## Database Performance PHSDB\_Standby



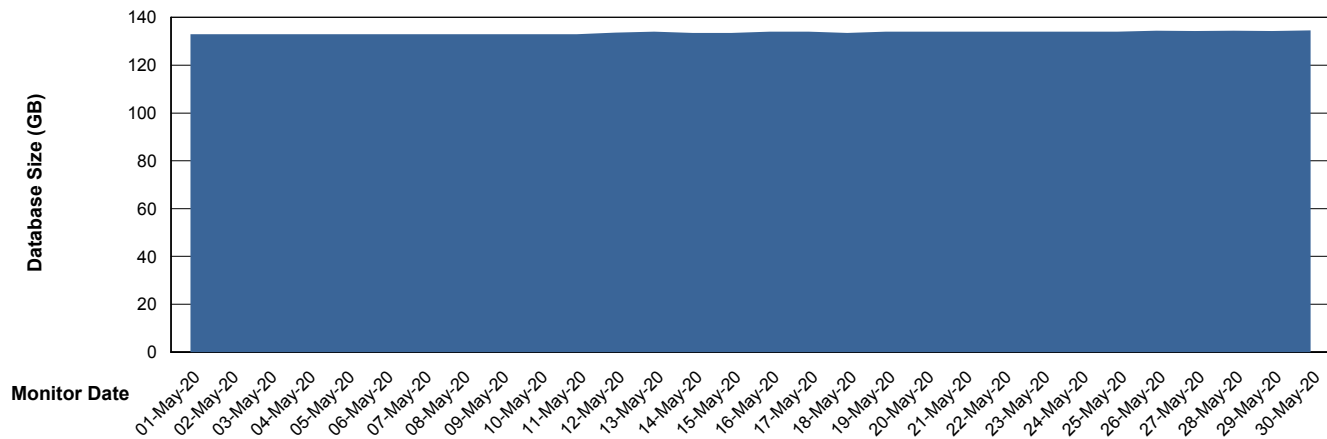
# Weekly SLA Customer Report

Customer PHS\_Production  
Database ID 47



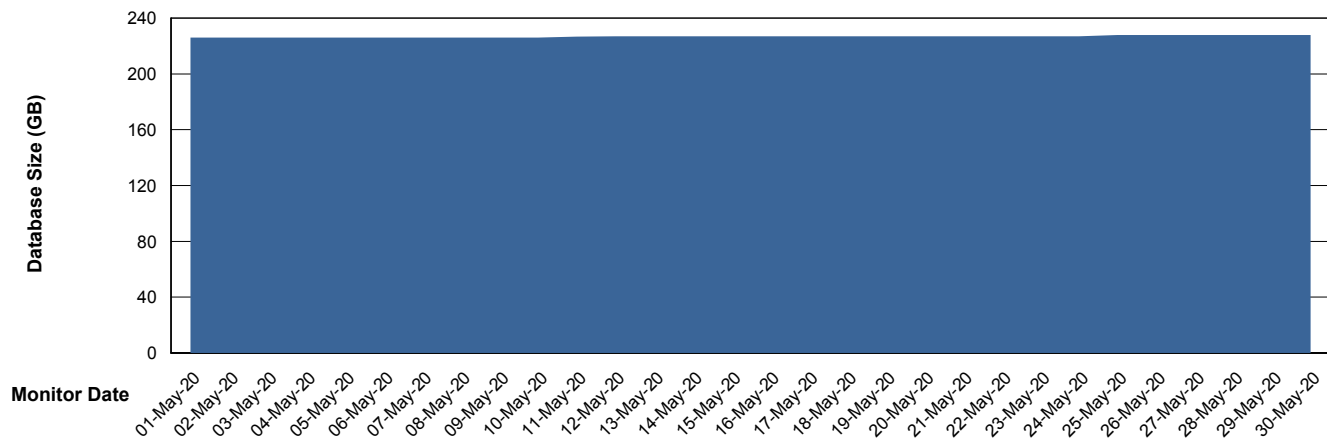
DATABASE SIZE PHS\_BI\_DB (new 2019)

### Database growth over last month



DATABASE SIZE PHSDB\_Production

### Database growth over last month



# Weekly SLA Customer Report

Customer PHS\_Production  
Database ID 47



## Database Tablespace PHS\_BI\_DB (new 2019)

Date	Tablespace Name	Filesize (Gb)	Usedsize (Gb)	Percentage free
30-May-20	ABSDATA	77	64	17
	INDX	80	68	15
29-May-20	ABSDATA	77	64	17
	INDX	80	68	15
28-May-20	ABSDATA	77	64	17
	INDX	80	68	15
27-May-20	ABSDATA	77	64	17
	INDX	80	68	15
26-May-20	ABSDATA	77	64	17
	INDX	80	68	15
25-May-20	ABSDATA	77	64	17
	INDX	80	68	15
24-May-20	ABSDATA	77	64	17
	INDX	80	68	15

# Weekly SLA Customer Report

Customer PHS\_Production  
 Database ID 47



Database Tablespace PHSDB\_Production

Date	Tablespace Name	Filesize (Gb)	Usedsize (Gb)	Percentage free
30-May-20	ABSDATA	250	214	14
	INDX	14	11	21
29-May-20	ABSDATA	250	214	14
	INDX	14	11	21
28-May-20	ABSDATA	250	214	14
	INDX	14	11	21
27-May-20	ABSDATA	250	214	14
	INDX	14	11	21
26-May-20	ABSDATA	250	213	15
	INDX	14	11	21
25-May-20	ABSDATA	250	213	15
	INDX	14	11	21
24-May-20	ABSDATA	250	213	15
	INDX	14	11	21

BI Status and last ETL error for PHS\_BI\_DB (new 2019)

	Sun 24/5/2020	Mon 25/5/2020	Tue 26/5/2020	Wed 27/5/2020	Thu 28/5/2020	Fri 29/5/2020	Sat 30/5/2020
<b>ABS DataWarehouse ETL Health</b>	OK	OK	OK	OK	OK	OK	OK
<b>ABS DWHStaging ETL Health</b>	OK	OK	OK	OK	OK	OK	OK

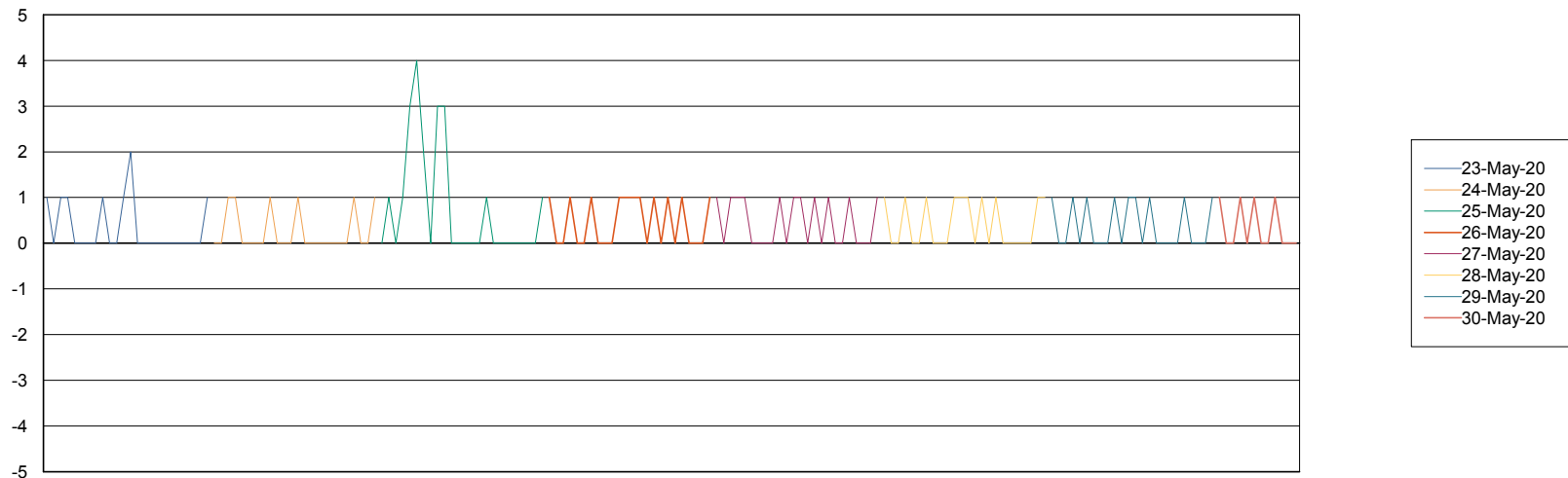
# Weekly SLA Customer Report

Customer PHS\_Production  
Database ID 47



Standby Database Health PHS\_Production

### Recovery lag for last 7 days



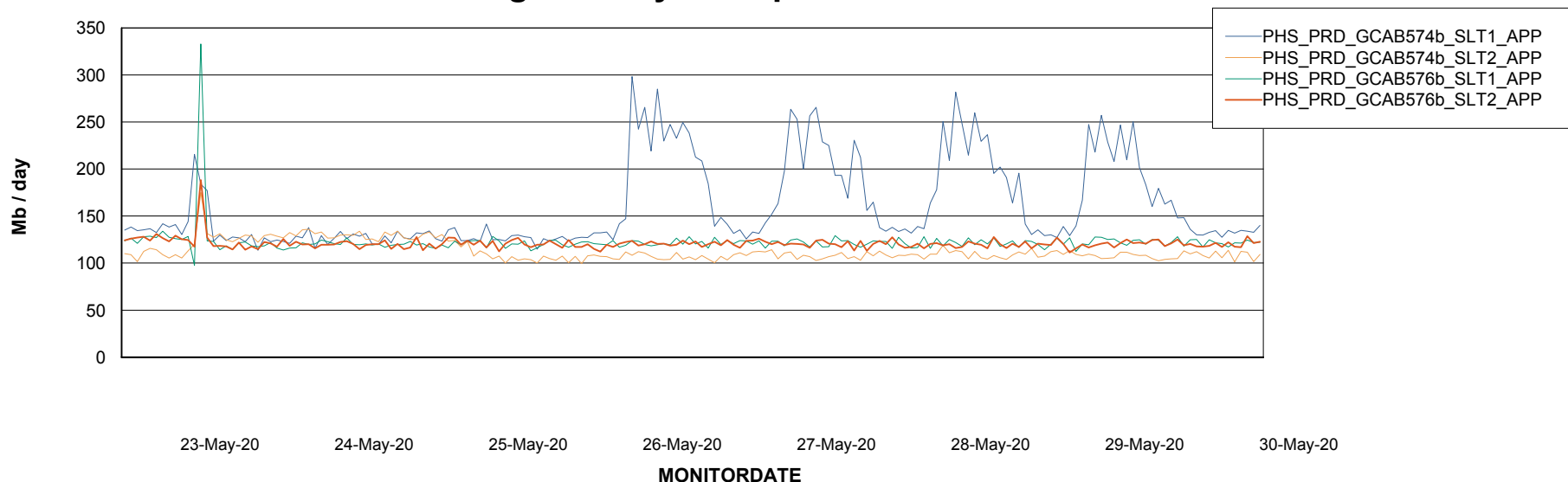
# Weekly SLA Customer Report

Customer PHS\_Production  
Database ID 47

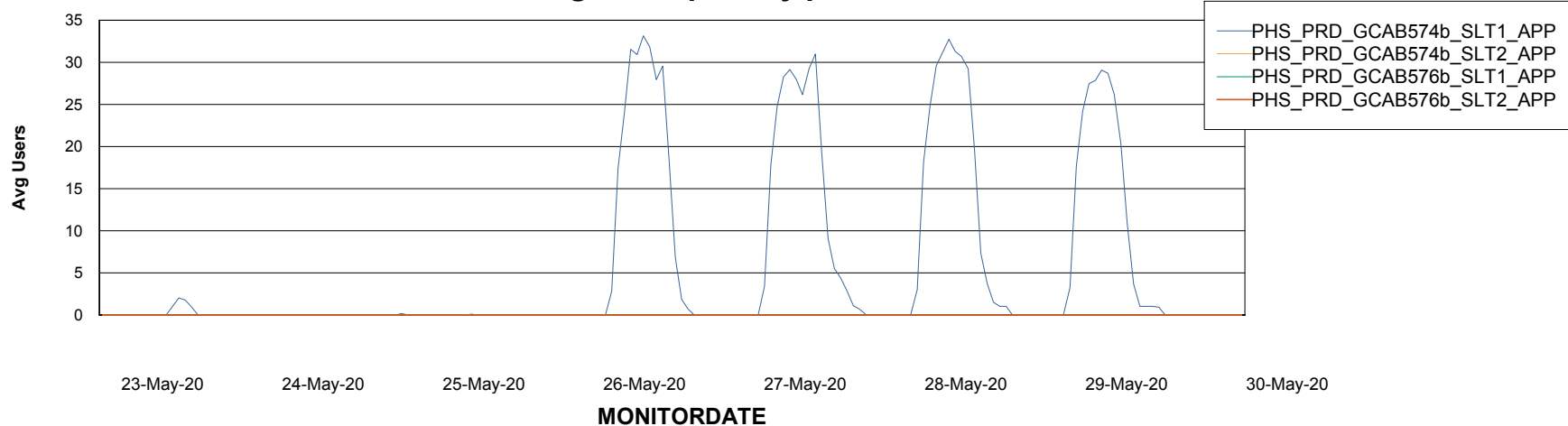


## ABSSolute Application Server Services

### Avg memory used per ABS Server Service



### Avg users per day per ABS server



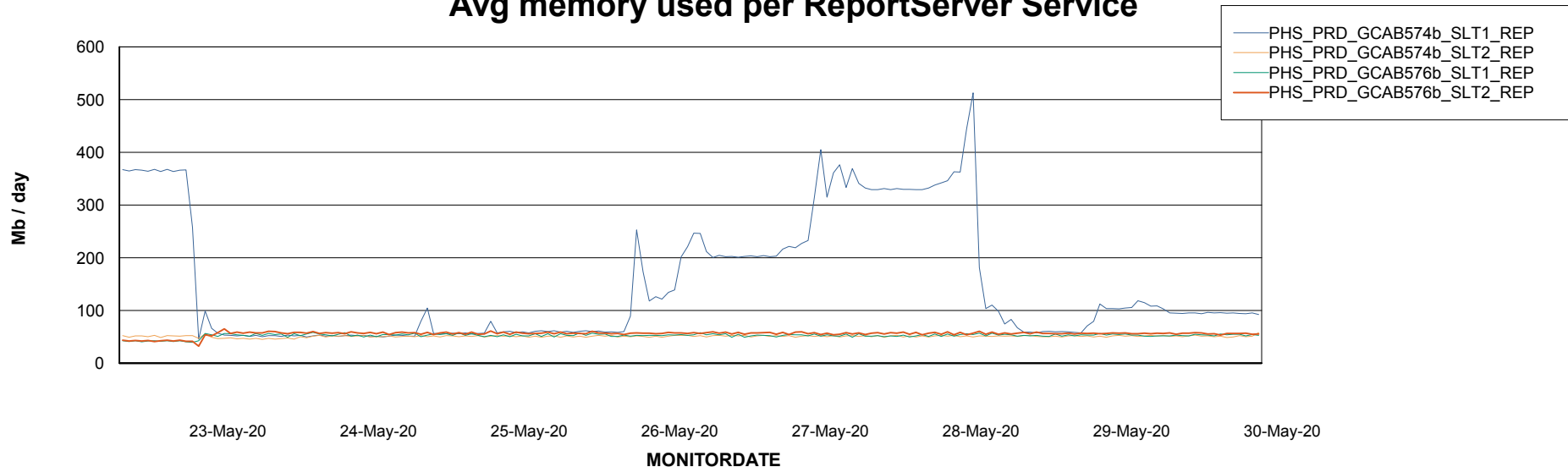
# Weekly SLA Customer Report

Customer PHS\_Production  
Database ID 47



## ABSSolute Application ReportServer Services

### Avg memory used per ReportServer Service



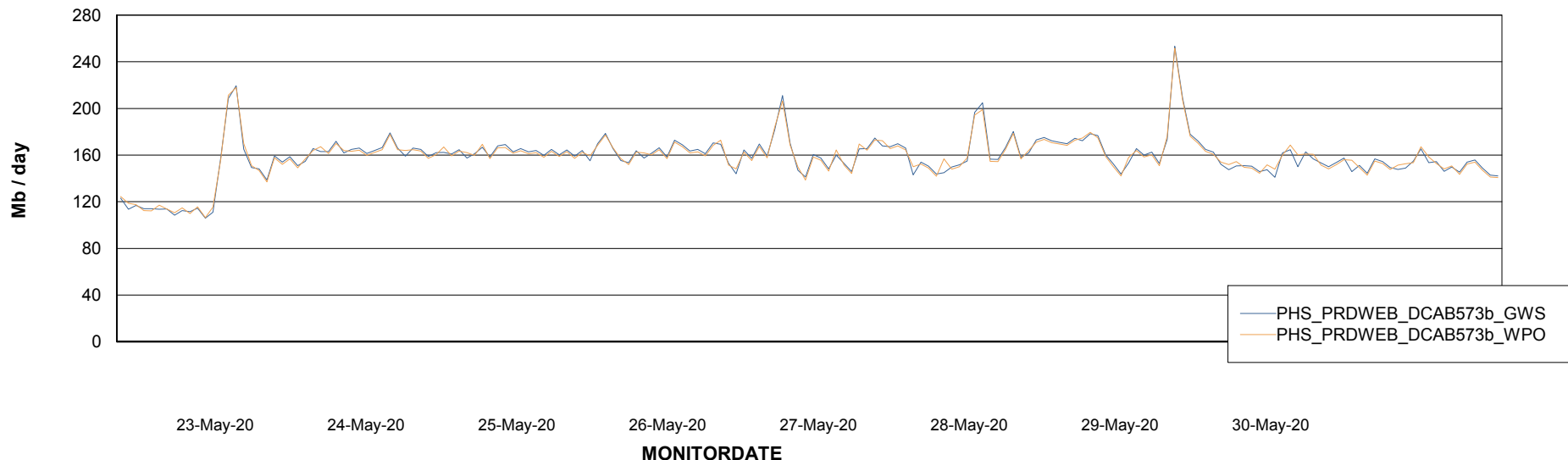
# Weekly SLA Customer Report

Customer PHS\_Production  
Database ID 47



## ABSSolute Web Component Services

### Avg memory used per ABS Web component



# Weekly SLA Customer Report

Customer PHS\_Production  
Database ID 47



## Disaster per ABS component

