

# Weekly SLA Customer Report

Customer PCO Production  
Database ID 44



## Harddisk Usage PCO\_PRD\_ORACLE1

	Free disk space on c: (%)	Total disk space on c: (Gb)	Free disk space on d: (%)	Total disk space on d: (Gb)
30-May-20	76	447	55	1,676
29-May-20	76	447	55	1,676
28-May-20	76	447	55	1,676
27-May-20	76	447	55	1,676
26-May-20	76	447	55	1,676
25-May-20	76	447	55	1,676
24-May-20	76	447	55	1,676

## Harddisk Usage PCO\_PRD\_ORACLE2

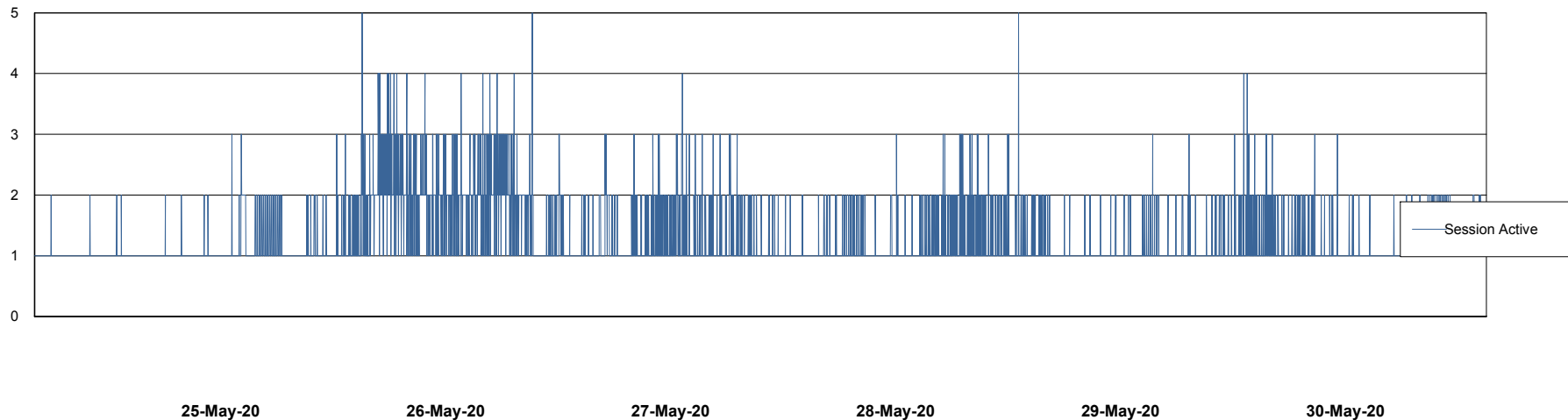
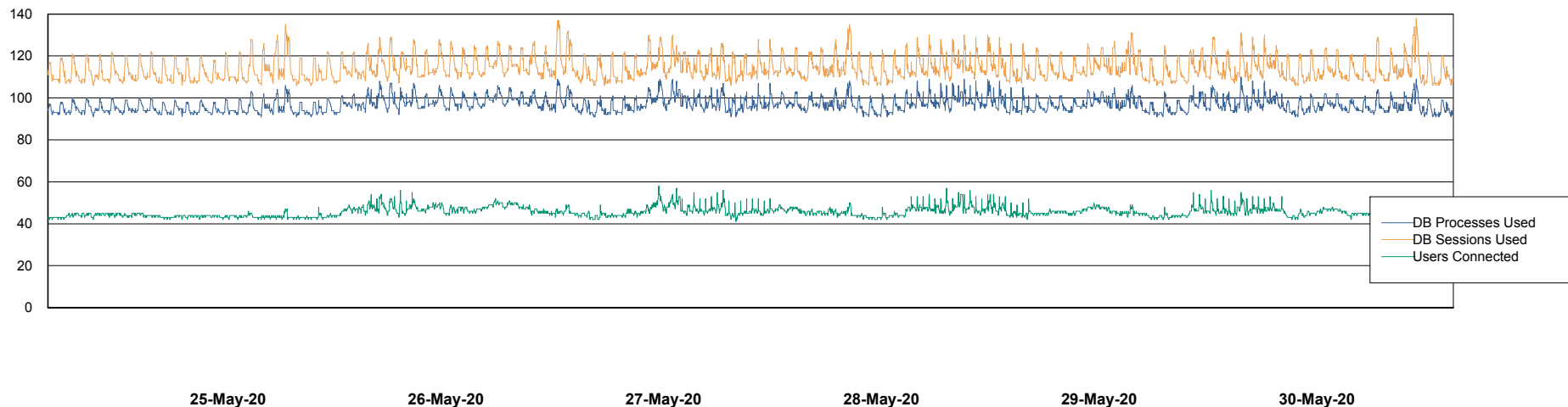
	Free disk space on c: (%)	Total disk space on c: (Gb)	Free disk space on d: (%)	Total disk space on d: (Gb)
30-May-20	75	279	47	838
29-May-20	75	279	47	838
28-May-20	75	279	47	838
27-May-20	75	279	47	838
26-May-20	75	279	47	838
25-May-20	75	279	47	838
24-May-20	75	279	47	838

# Weekly SLA Customer Report

Customer PCO Production  
Database ID 44



## Database Performance PCODB\_Production

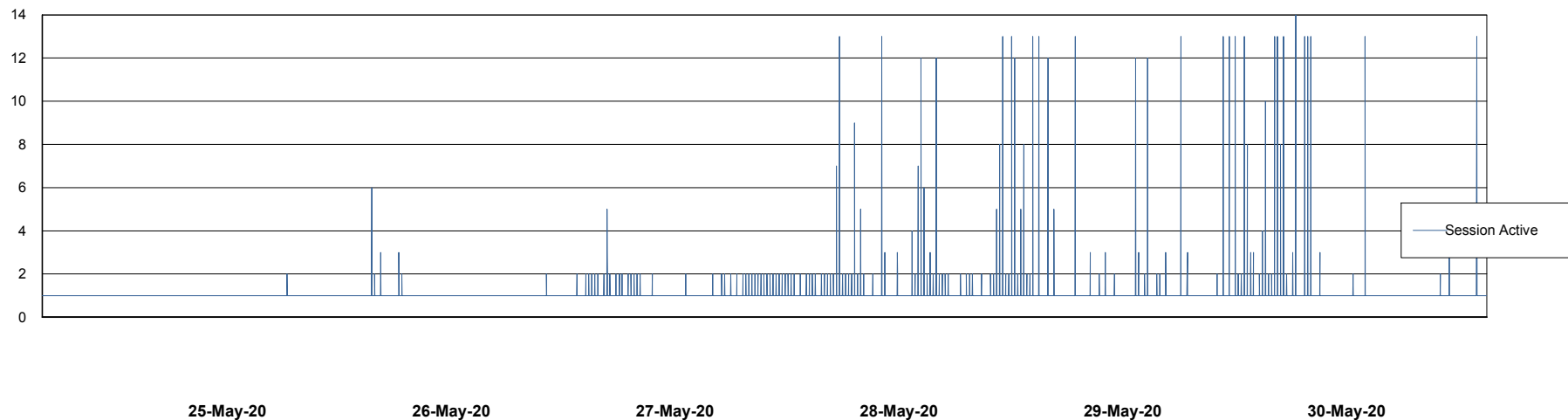
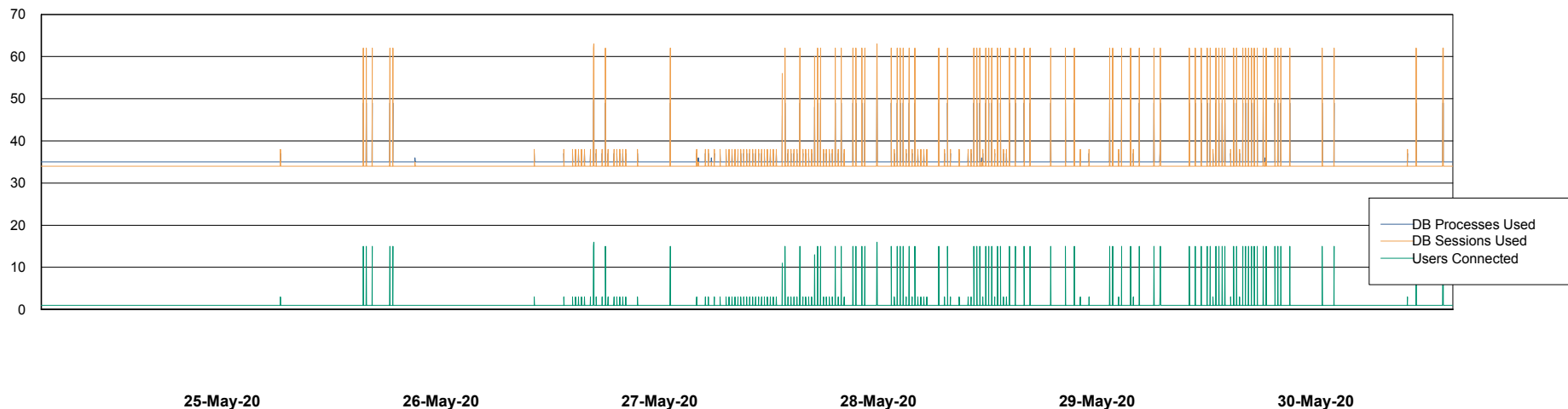


# Weekly SLA Customer Report

Customer PCO Production  
Database ID 44



## Database Performance PCODB\_Standby



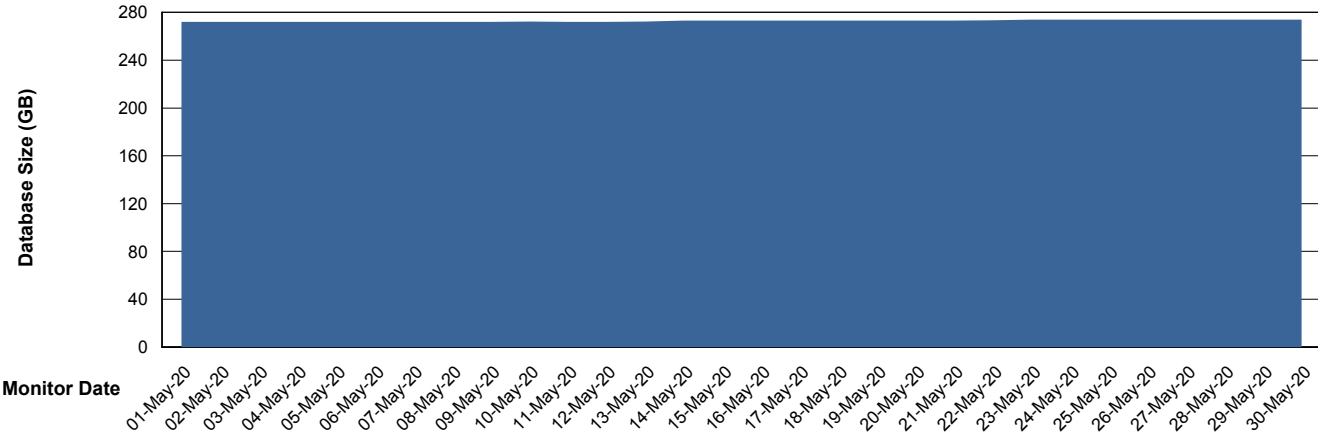
# Weekly SLA Customer Report

Customer PCO Production  
 Database ID 44



DATABASE SIZE PCODB\_Production

Database growth over last month



Database Tablespace PCODB\_Production

Date	Tablespace Name	Filesize (Gb)	Usedsize (Gb)	Percentage free
30-May-20	ABSDATA	150	98	35
	INDX	200	143	29
29-May-20	ABSDATA	150	98	35
	INDX	200	143	29
28-May-20	ABSDATA	150	98	35
	INDX	200	143	29
27-May-20	ABSDATA	150	98	35
	INDX	200	143	29
26-May-20	ABSDATA	150	98	35
	INDX	200	143	29
25-May-20	ABSDATA	150	98	35
	INDX	200	143	29
24-May-20	ABSDATA	150	98	35
	INDX	200	143	29

# Weekly SLA Customer Report

Customer PCO Production  
Database ID 44



Standby Database Health PCO Production

### Recovery lag for last 7 days

