

# Weekly SLA Customer Report

Customer KLA\_Production  
Database ID 65



## Harddisk Usage KLAHQORA03

	Free disk space on c: (%)	Total disk space on c: (Gb)	Free disk space on d: (%)	Total disk space on d: (Gb)
30-May-20	44	150	58	250
29-May-20	45	150	57	250
28-May-20	45	150	57	250
27-May-20	45	150	57	250
26-May-20	45	150	57	250
25-May-20	45	150	58	250
24-May-20	45	150	58	250

## Harddisk Usage KLA\_STB

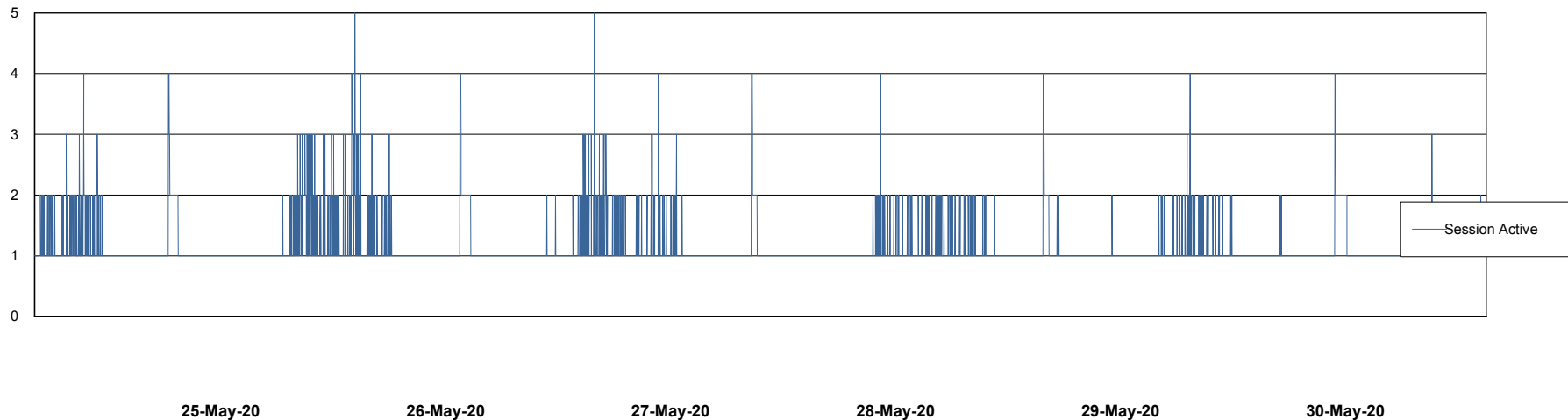
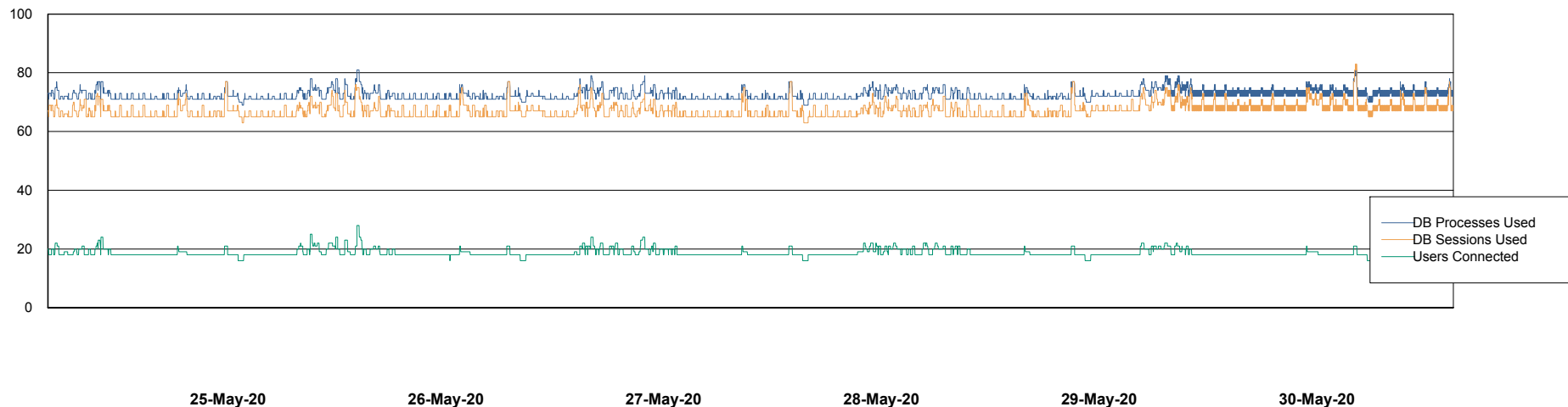
	Free disk space on c: (%)	Total disk space on c: (Gb)	Free disk space on d: (%)	Total disk space on d: (Gb)
30-May-20	62	250	37	200
29-May-20	62	250	37	200
28-May-20	62	250	37	200
27-May-20	62	250	37	200
26-May-20	62	250	37	200
25-May-20	62	250	37	200
24-May-20	62	250	37	200

# Weekly SLA Customer Report

Customer KLA\_Production  
Database ID 65



## Database Performance KLADB\_Production

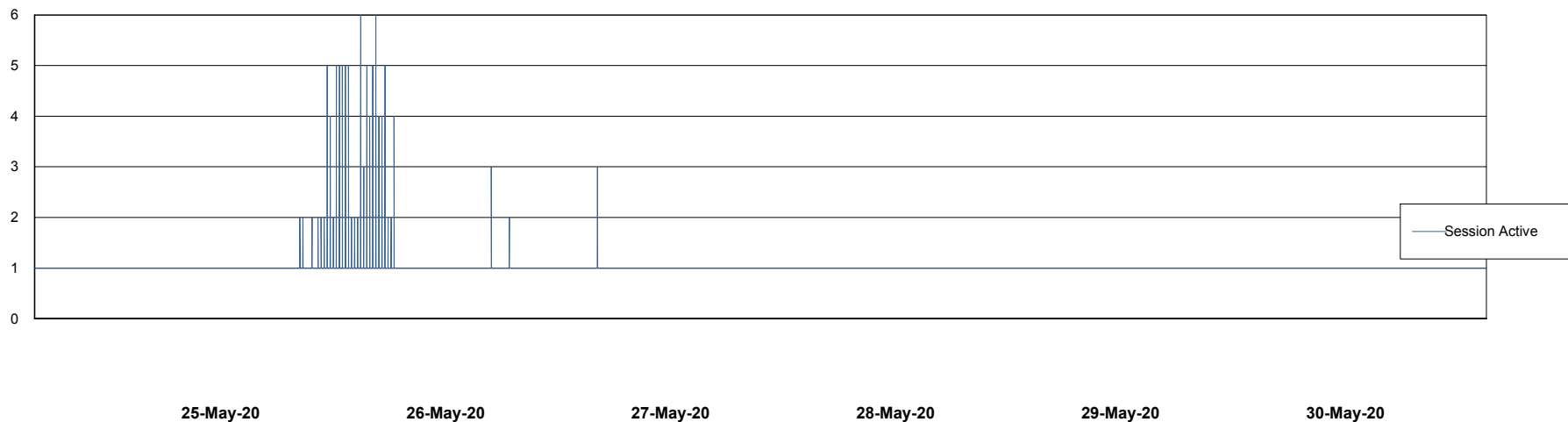
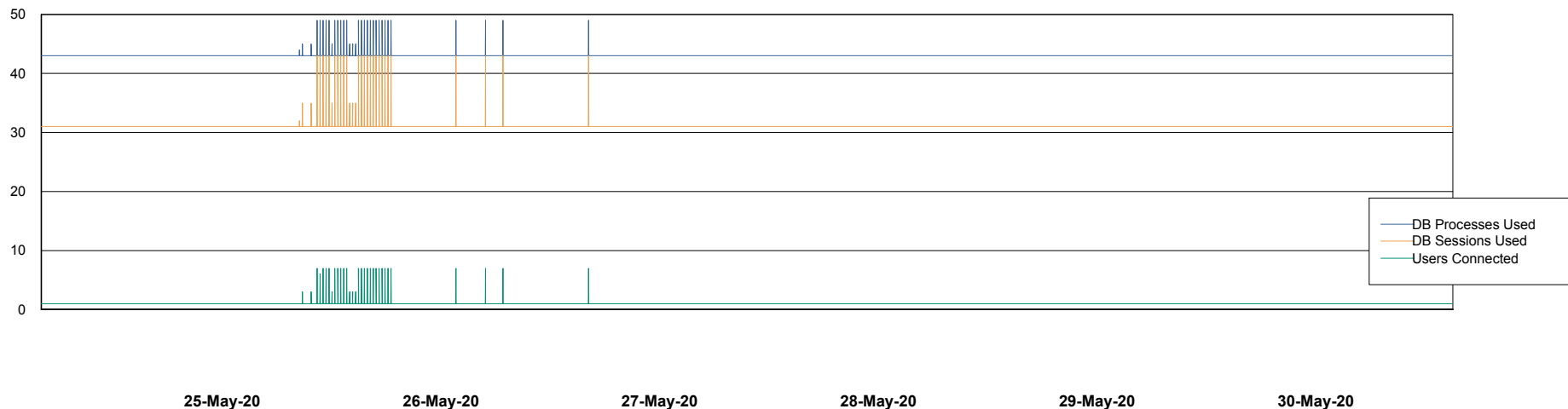


# Weekly SLA Customer Report

Customer KLA\_Production  
Database ID 65



## Database Performance KLADB\_Standby



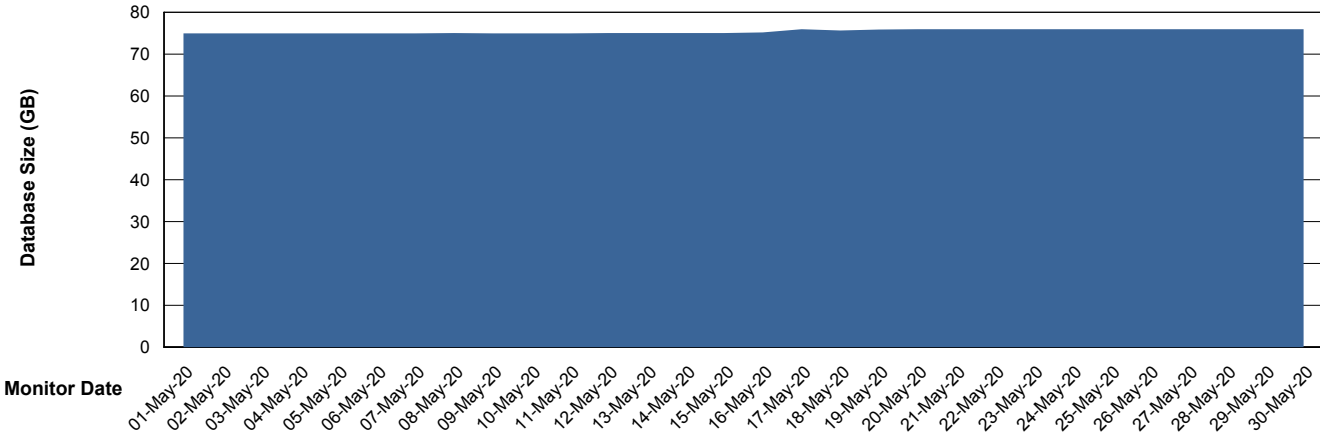
# Weekly SLA Customer Report

Customer KLA\_Production  
 Database ID 65



DATABASE SIZE KLADB\_Production

Database growth over last month



Database Tablespace KLADB\_Production

Date	Tablespace Name	Filesize (Gb)	Usedsize (Gb)	Percentage free
30-May-20	ABSDATA	48	38	21
	INDX	45	35	22
29-May-20	ABSDATA	48	38	21
	INDX	45	35	22
28-May-20	ABSDATA	48	38	21
	INDX	45	35	22
27-May-20	ABSDATA	48	38	21
	INDX	45	35	22
26-May-20	ABSDATA	48	38	21
	INDX	45	35	22
25-May-20	ABSDATA	48	38	21
	INDX	45	35	22
24-May-20	ABSDATA	48	38	21
	INDX	45	35	22

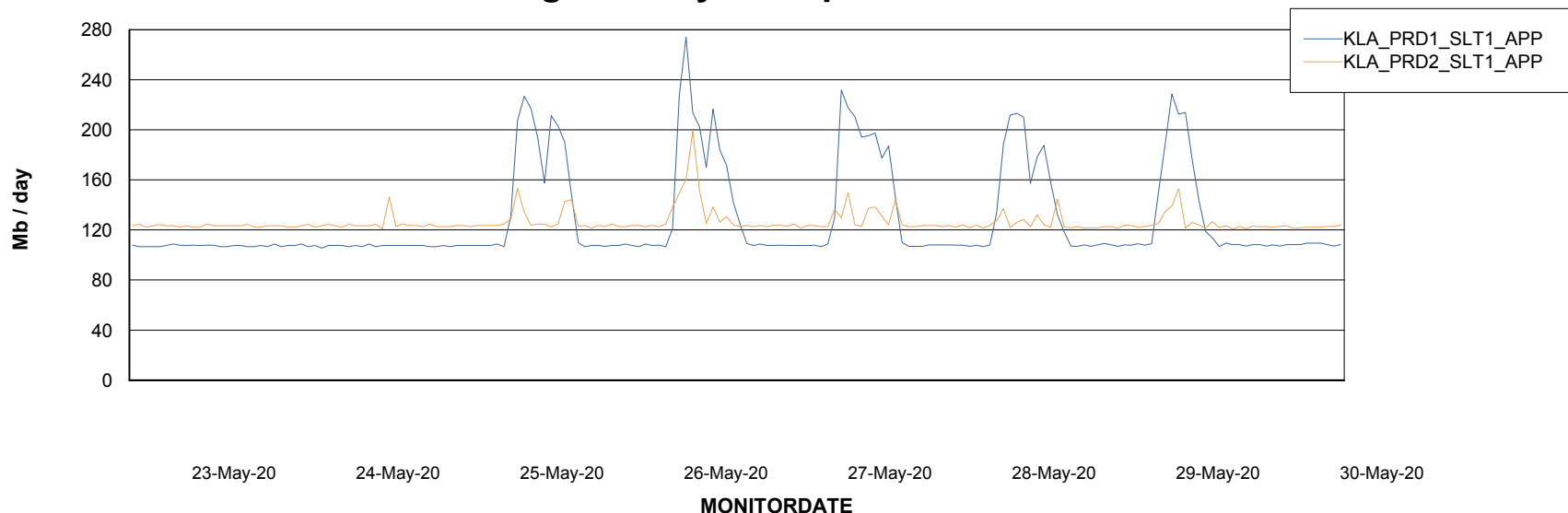
# Weekly SLA Customer Report

Customer KLA\_Production  
Database ID 65

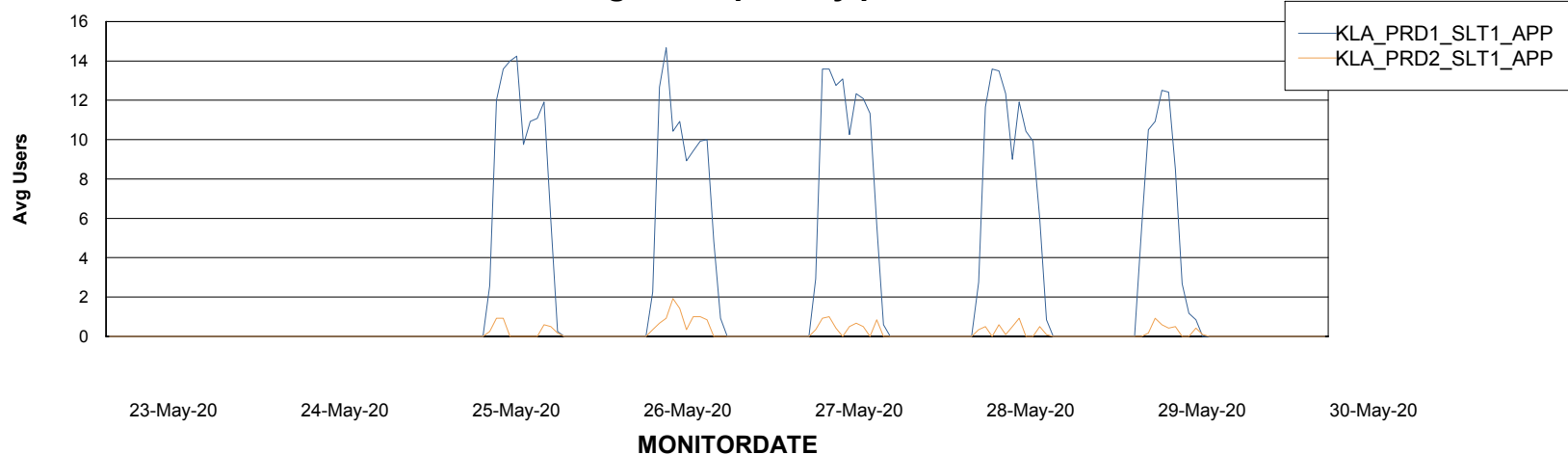


## ABSSolute Application Server Services

### Avg memory used per ABS Server Service



### Avg users per day per ABS server



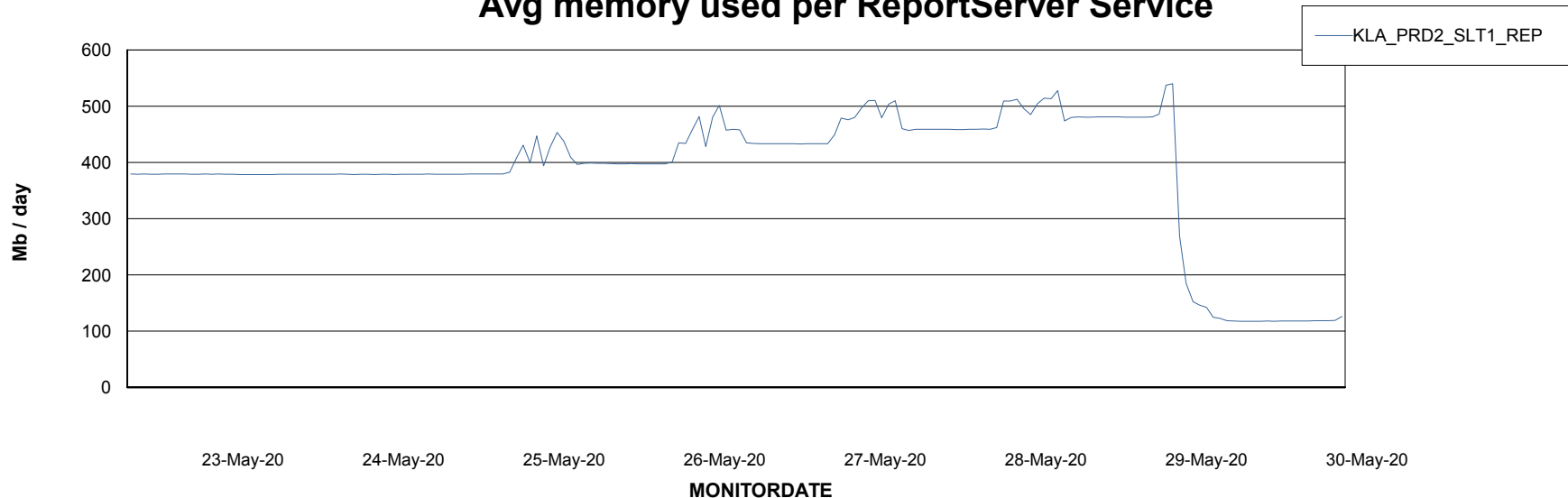
# Weekly SLA Customer Report

Customer KLA\_Production  
Database ID 65



## ABSSolute Application ReportServer Services

### Avg memory used per ReportServer Service



### Disaster per ABS component

