

Weekly SLA Customer Report

Customer KLA_Production
Database ID 65



Harddisk Usage KLAHQORA03

	Free disk space on c: (%)	Total disk space on c: (Gb)	Free disk space on d: (%)	Total disk space on d: (Gb)
16-May-20	44	150	58	250
15-May-20	45	150	58	250
14-May-20	45	150	58	250
13-May-20	45	150	58	250
12-May-20	45	150	38	179
11-May-20	45	150	30	150
10-May-20	45	150	29	150

Harddisk Usage KLA_STB

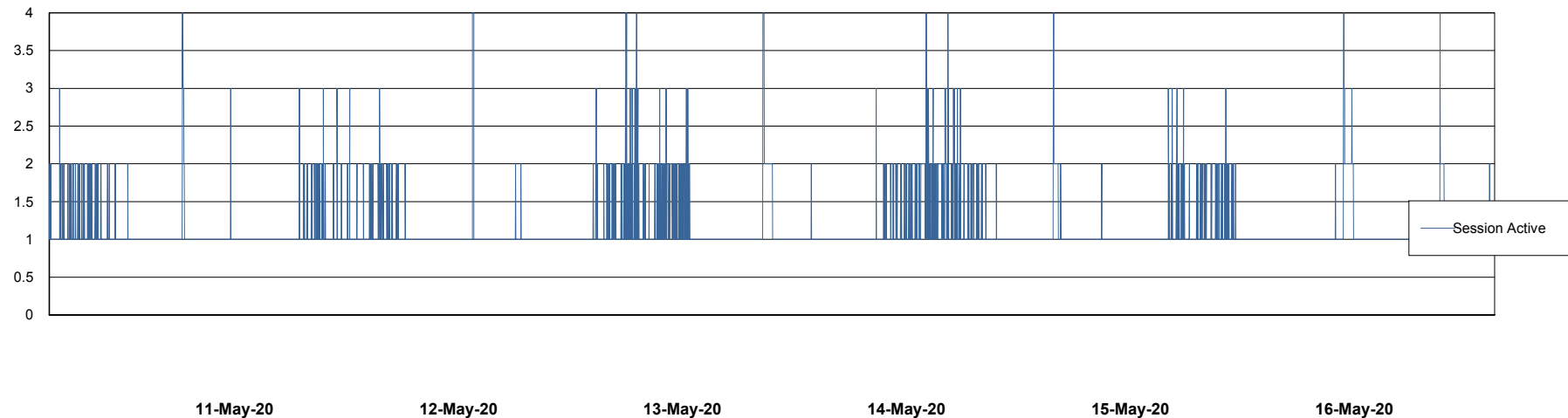
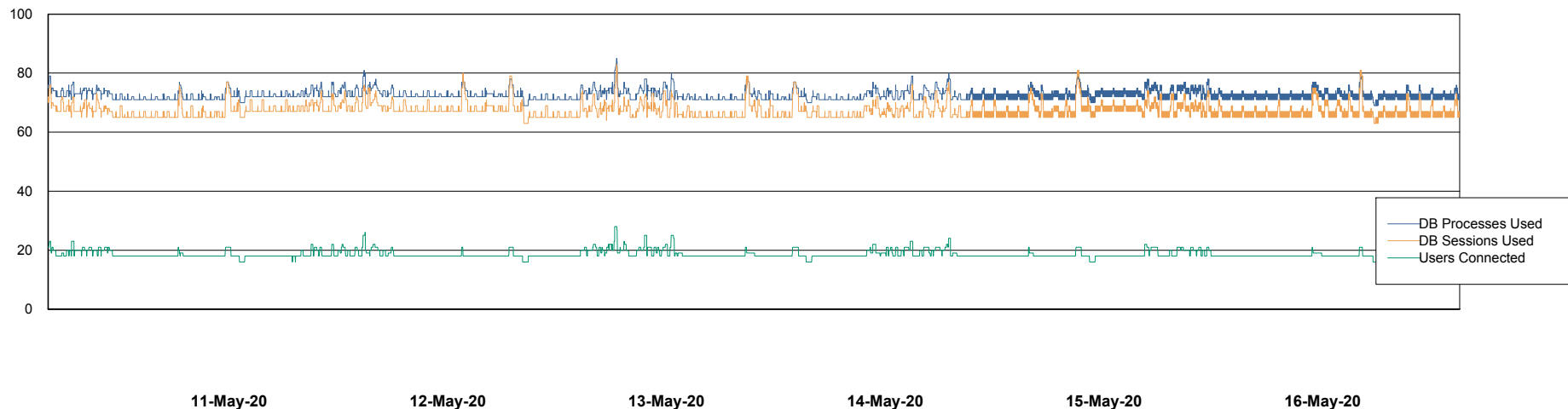
	Free disk space on c: (%)	Total disk space on c: (Gb)	Free disk space on d: (%)	Total disk space on d: (Gb)
16-May-20	62	250	37	200
15-May-20	62	250	37	200
14-May-20	62	250	37	200
13-May-20	62	250	37	200
12-May-20	44	179	37	200
11-May-20	36	150	37	200
10-May-20	36	150	37	200

Weekly SLA Customer Report

Customer KLA_Production
Database ID 65



Database Performance KLADB_Production

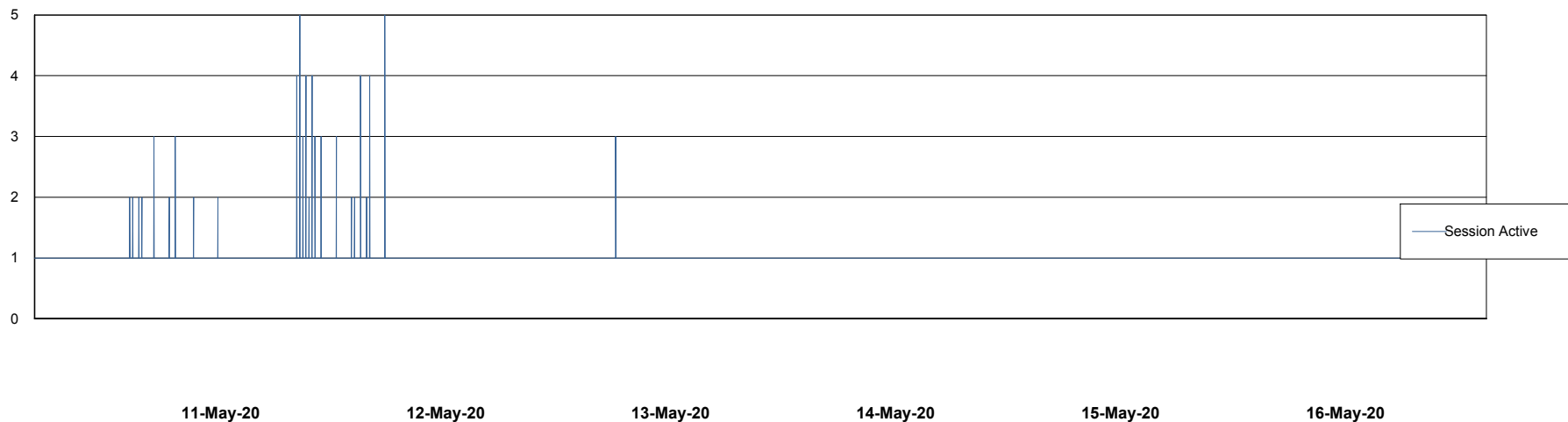
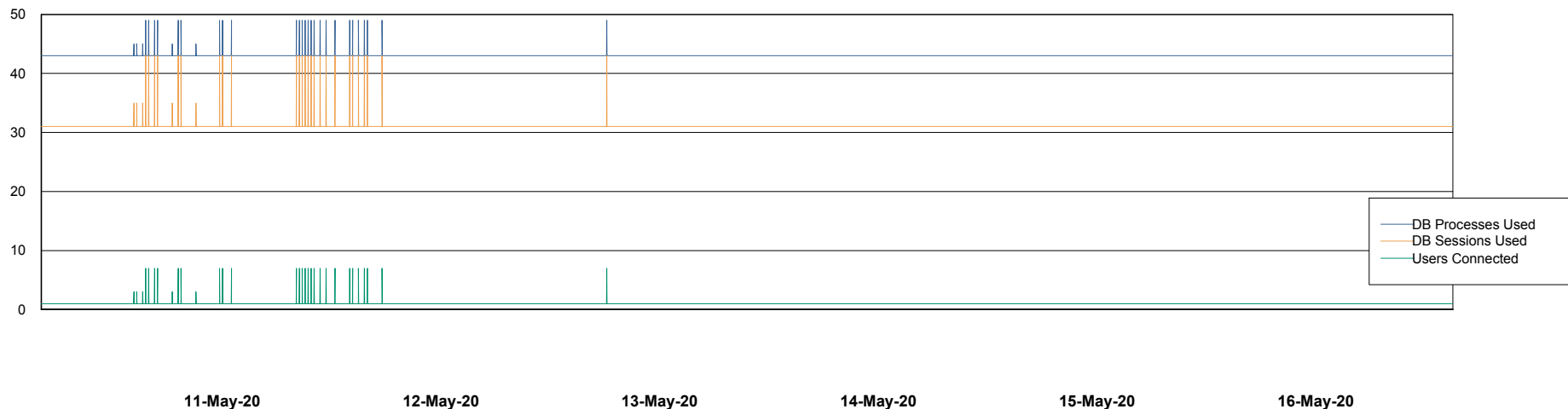


Weekly SLA Customer Report

Customer KLA_Production
Database ID 65



Database Performance KLADB_Standby



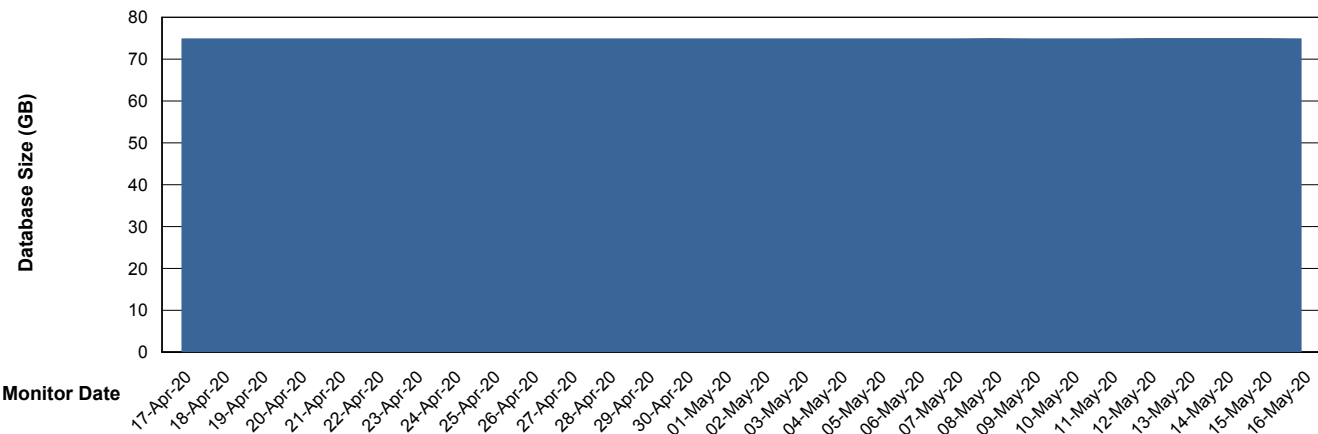
Weekly SLA Customer Report

Customer KLA_Production
 Database ID 65



DATABASE SIZE KLADB_Production

Database growth over last month



Database Tablespace KLADB_Production

Date	Tablespace Name	Filesize (Gb)	Usedsize (Gb)	Percentage free
16-May-20	ABSDATA	48	37	23
	INDX	45	35	22
15-May-20	ABSDATA	48	37	23
	INDX	45	35	22
14-May-20	ABSDATA	48	37	23
	INDX	45	35	22
13-May-20	ABSDATA	48	37	23
	INDX	45	35	22
12-May-20	ABSDATA	48	37	23
	INDX	45	35	22
11-May-20	ABSDATA	48	37	23
	INDX	45	35	22
10-May-20	ABSDATA	48	37	23
	INDX	45	35	22

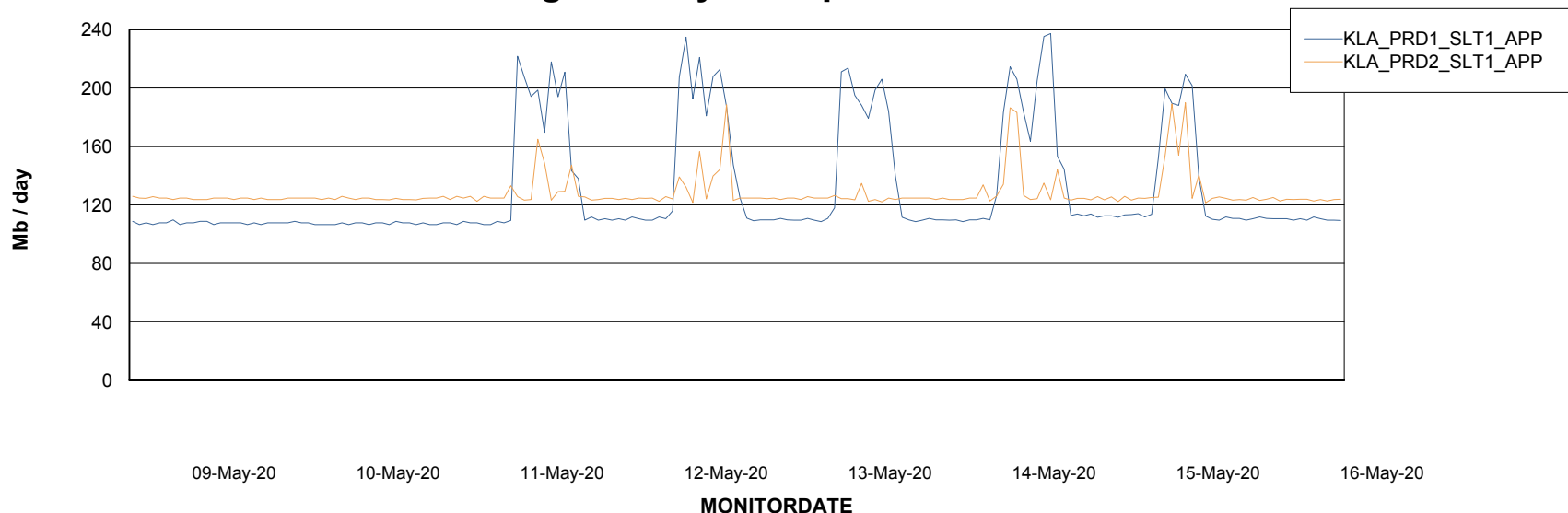
Weekly SLA Customer Report

Customer KLA_Production
Database ID 65

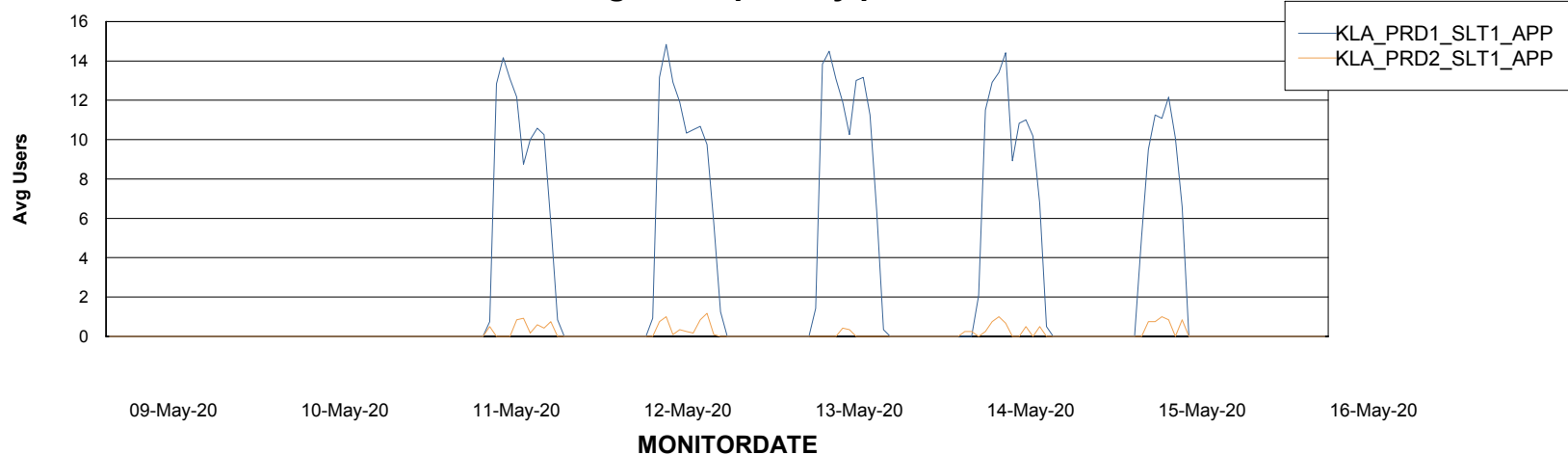


ABSSolute Application Server Services

Avg memory used per ABS Server Service



Avg users per day per ABS server



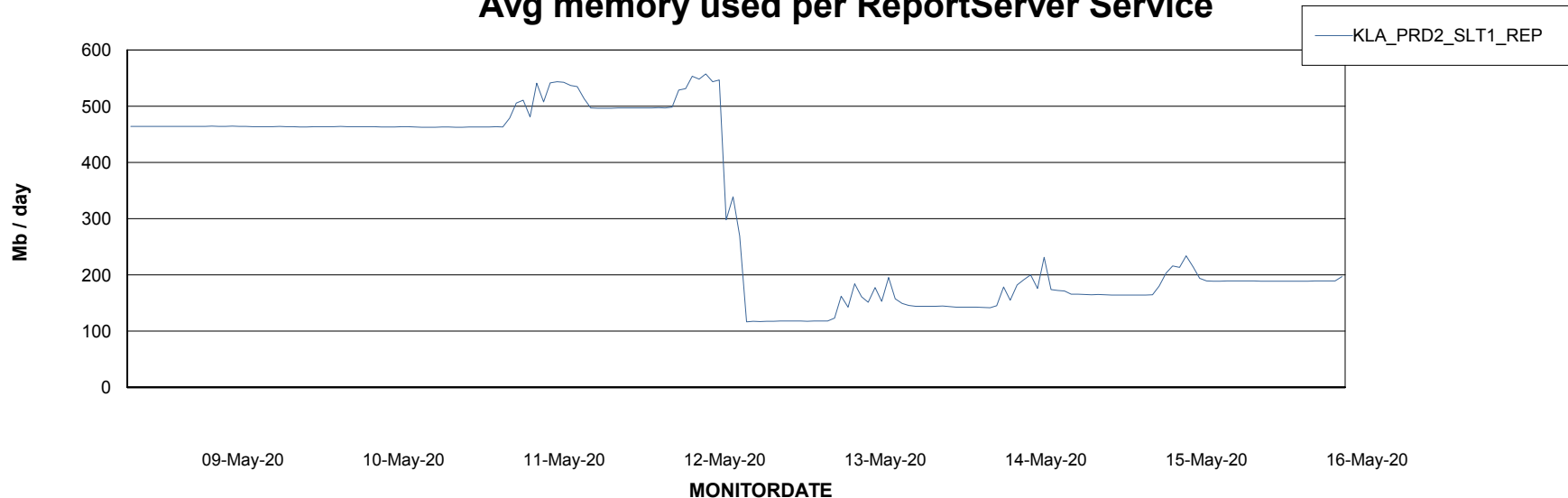
Weekly SLA Customer Report

Customer KLA_Production
Database ID 65



ABSSolute Application ReportServer Services

Avg memory used per ReportServer Service



Disaster per ABS component

