

# Weekly SLA Customer Report

Customer SPI\_Production  
Database ID 49



## Harddisk Usage SPI\_PRD\_ORACLE1

	Free disk space on c: (%)	Total disk space on c: (Gb)	Total disk space on d: (Gb)
04-May-20	29	79	100
03-May-20	29	79	100
02-May-20	29	79	100
01-May-20	29	79	100
30-Apr-20	29	79	100
29-Apr-20	29	79	100
28-Apr-20	30	79	100

## Harddisk Usage SPI\_Webserver

	Free disk space on c: (%)	Total disk space on c: (Gb)	Free disk space on d: (%)	Total disk space on d: (Gb)
04-May-20	56	79	11	100
03-May-20	56	79	12	100
02-May-20	55	79	14	100
01-May-20	55	79	14	100
30-Apr-20	55	79	15	100
29-Apr-20	55	79	16	100
28-Apr-20	55	79	16	100

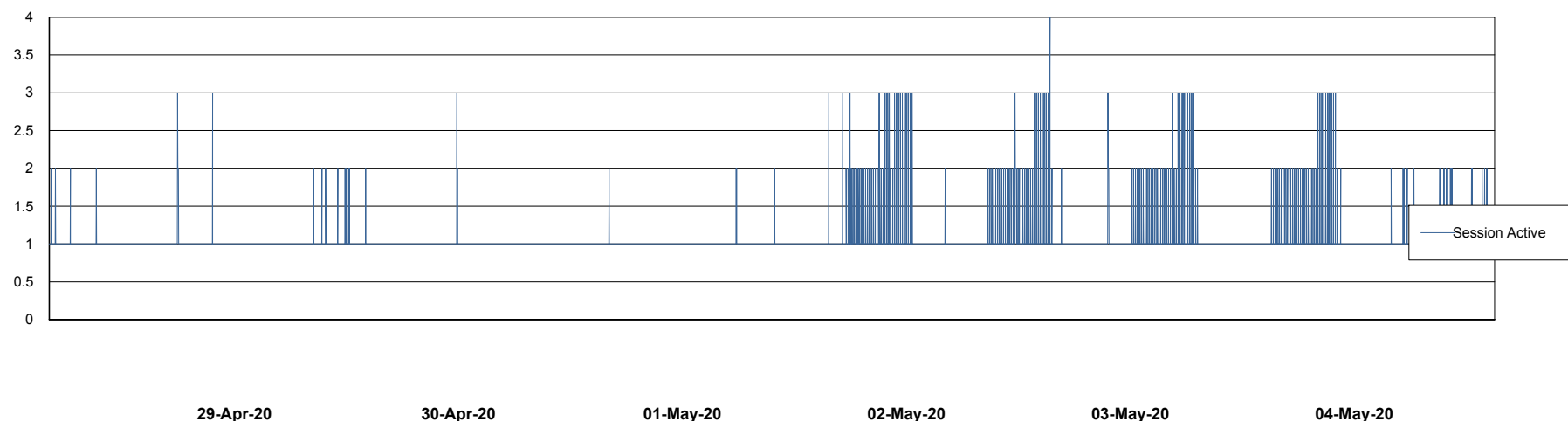
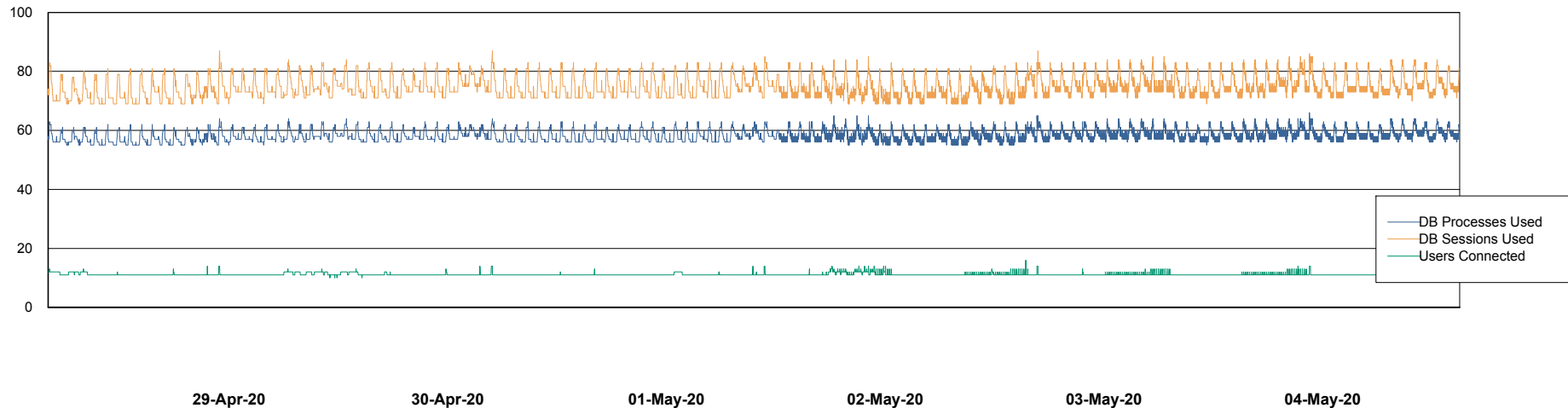
# Weekly SLA Customer Report

Customer SPI\_Production  
Database ID 49



## Database Performance SPIDB\_Production

DB Processes Max 500  
DB Sessions Max 772



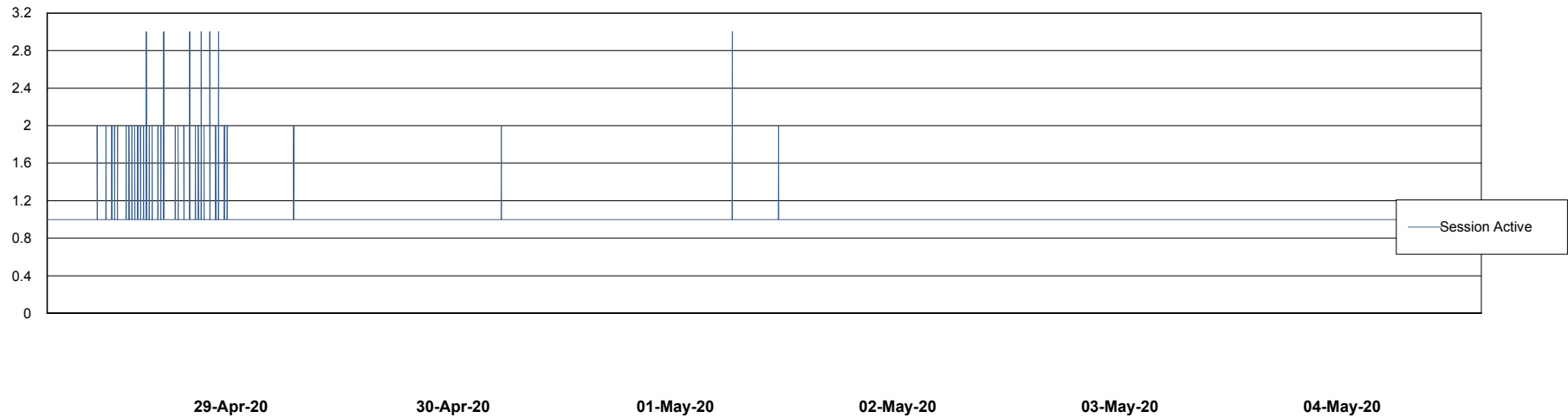
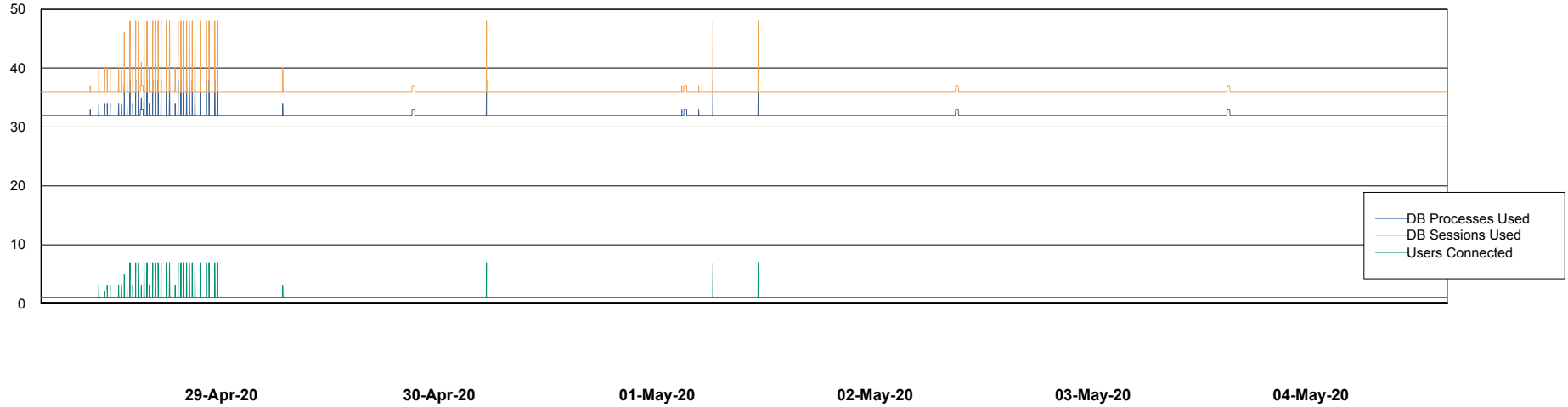
# Weekly SLA Customer Report

Customer SPI\_Production  
Database ID 49



## Database Performance SPIDB\_Standby

DB Processes Max 500  
DB Sessions Max 772



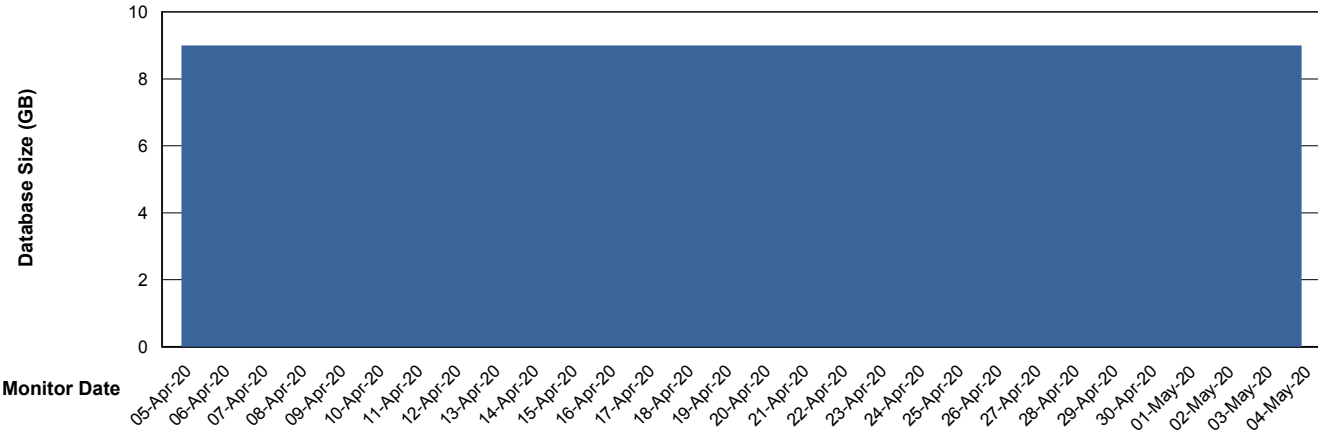
# Weekly SLA Customer Report

Customer SPI\_Production  
 Database ID 49



DATABASE SIZE SPIDB\_Production

Database growth over last month



Database Tablespace SPIDB\_Production

Date	Tablespace Name	Filesize (Gb)	Usedsize (Gb)	Percentage free
04-May-20	ABSDATA	4	2	50
	INDX	8	4	50
03-May-20	ABSDATA	4	2	50
	INDX	8	4	50
02-May-20	ABSDATA	4	2	50
	INDX	8	4	50
01-May-20	ABSDATA	4	2	50
	INDX	8	4	50
30-Apr-20	ABSDATA	4	2	50
	INDX	8	4	50
29-Apr-20	ABSDATA	4	2	50
	INDX	8	4	50
28-Apr-20	ABSDATA	4	2	50
	INDX	8	4	50