

Weekly SLA Customer Report

Customer PCO Production
Database ID 44



Harddisk Usage PCO_PRD_ORACLE1

	Free disk space on c: (%)	Total disk space on c: (Gb)	Free disk space on d: (%)	Total disk space on d: (Gb)
03-May-20	76	447	55	1,676
02-May-20	76	447	55	1,676
01-May-20	76	447	55	1,676
30-Apr-20	76	447	56	1,676
29-Apr-20	77	447	56	1,676
28-Apr-20	76	447	56	1,676

Harddisk Usage PCO_PRD_ORACLE2

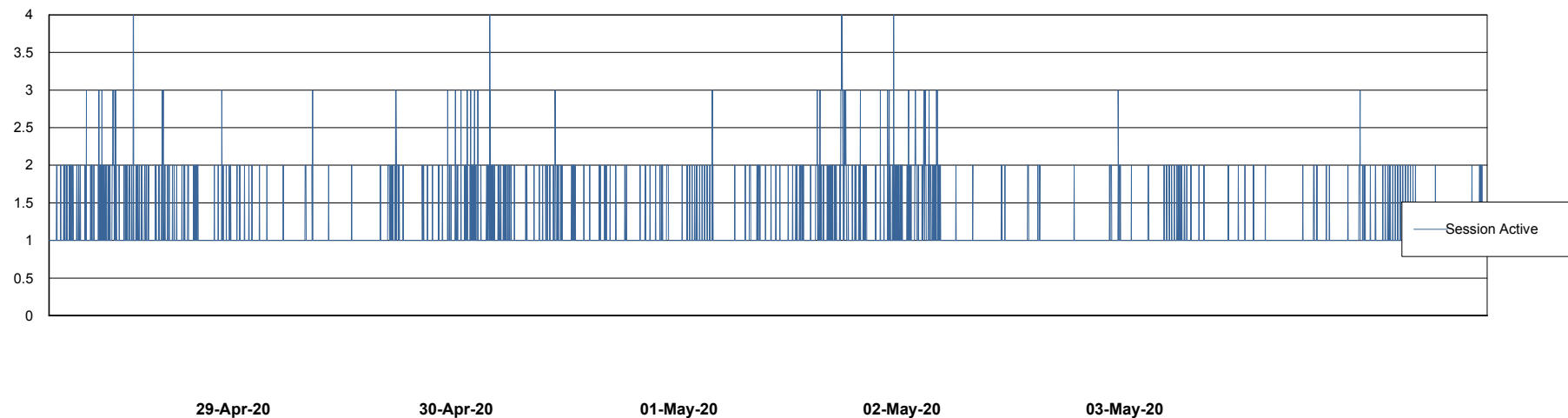
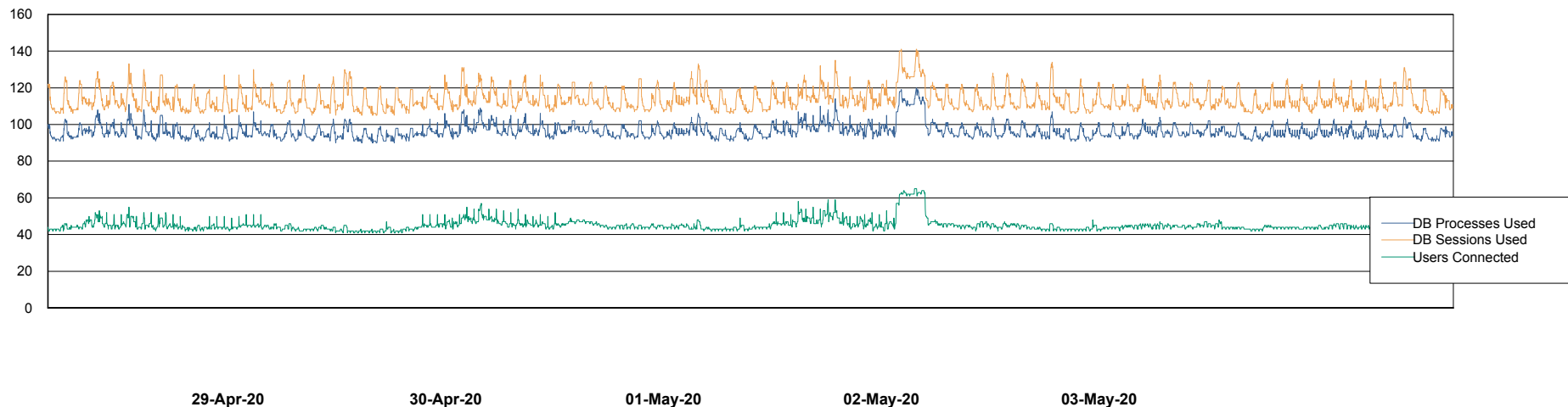
	Free disk space on c: (%)	Total disk space on c: (Gb)	Free disk space on d: (%)	Total disk space on d: (Gb)
03-May-20	75	279	47	838
02-May-20	75	279	47	838
01-May-20	75	279	47	838
30-Apr-20	75	279	47	838
29-Apr-20	75	279	47	838
28-Apr-20	75	279	47	838

Weekly SLA Customer Report

Customer PCO Production
Database ID 44



Database Performance PCODB_Production

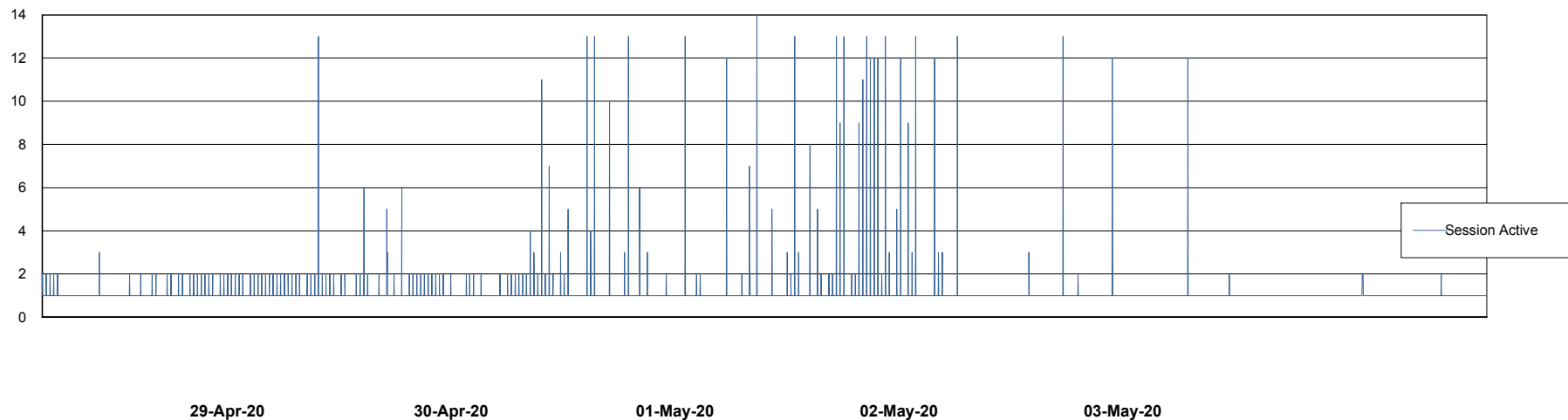
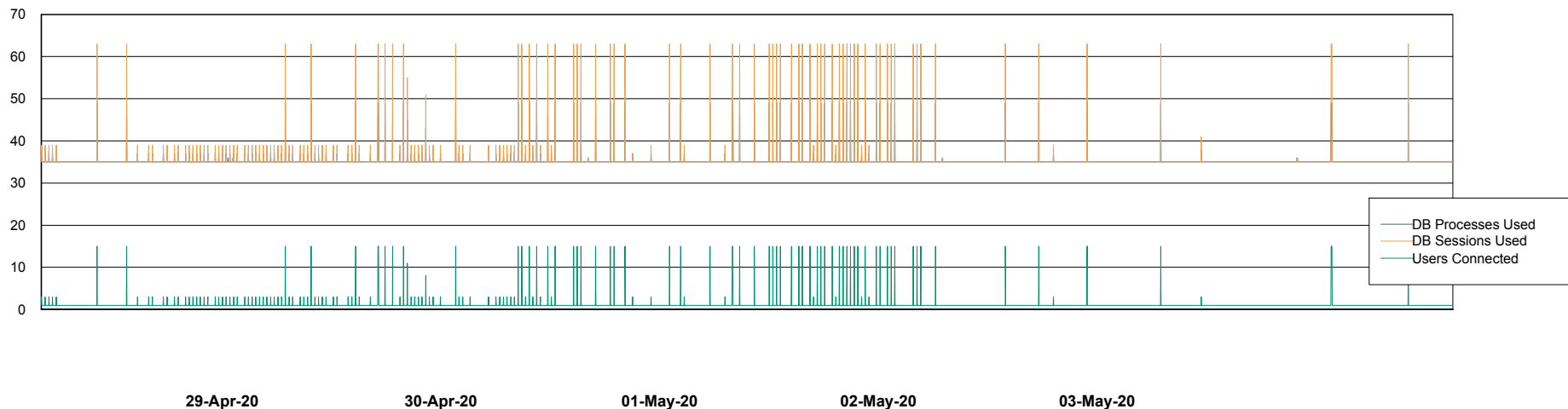


Weekly SLA Customer Report

Customer PCO Production
Database ID 44



Database Performance PCODB_Standby



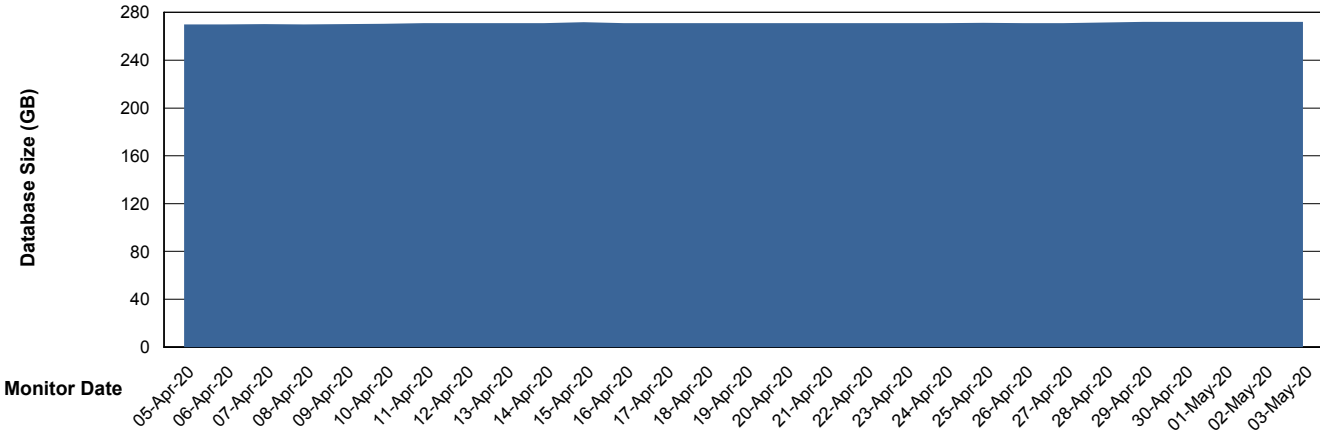
Weekly SLA Customer Report

Customer PCO Production
 Database ID 44



DATABASE SIZE PCODB_Production

Database growth over last month



Database Tablespace PCODB_Production

Date	Tablespace Name	Filesize (Gb)	Usedsize (Gb)	Percentage free
03-May-20	ABSDATA	150	97	35
	INDX	200	142	29
02-May-20	ABSDATA	150	97	35
	INDX	200	142	29
01-May-20	ABSDATA	150	97	35
	INDX	200	142	29
30-Apr-20	ABSDATA	150	97	35
	INDX	200	142	29
29-Apr-20	ABSDATA	150	97	35
	INDX	200	142	29
28-Apr-20	ABSDATA	150	97	35
	INDX	200	142	29

Weekly SLA Customer Report

Customer PCO Production
Database ID 44



Standby Database Health PCO Production

Recovery lag for last 7 days

