

Weekly SLA Customer Report

Customer KLA_Production
Database ID 65



Harddisk Usage KLAHQORA03

	Free disk space on c: (%)	Total disk space on c: (Gb)	Free disk space on d: (%)	Total disk space on d: (Gb)
04-May-20	45	150	30	150
03-May-20	46	150	30	150
02-May-20	46	150	30	150
01-May-20	46	150	30	150
30-Apr-20	46	150	29	150
29-Apr-20	46	150	30	150
28-Apr-20	46	150	30	150

Harddisk Usage KLA_STB

	Free disk space on c: (%)	Total disk space on c: (Gb)	Free disk space on d: (%)	Total disk space on d: (Gb)
04-May-20	37	150	37	200
03-May-20	37	150	37	200
02-May-20	37	150	37	200
01-May-20	37	150	37	200
30-Apr-20	37	150	37	200
29-Apr-20	37	150	37	200
28-Apr-20	37	150	37	200

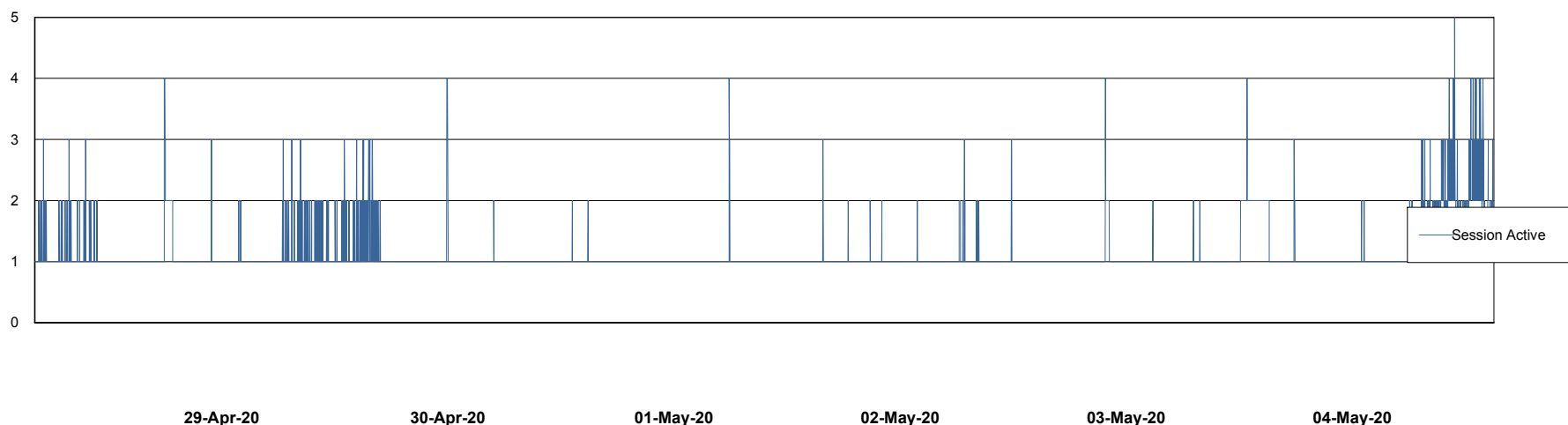
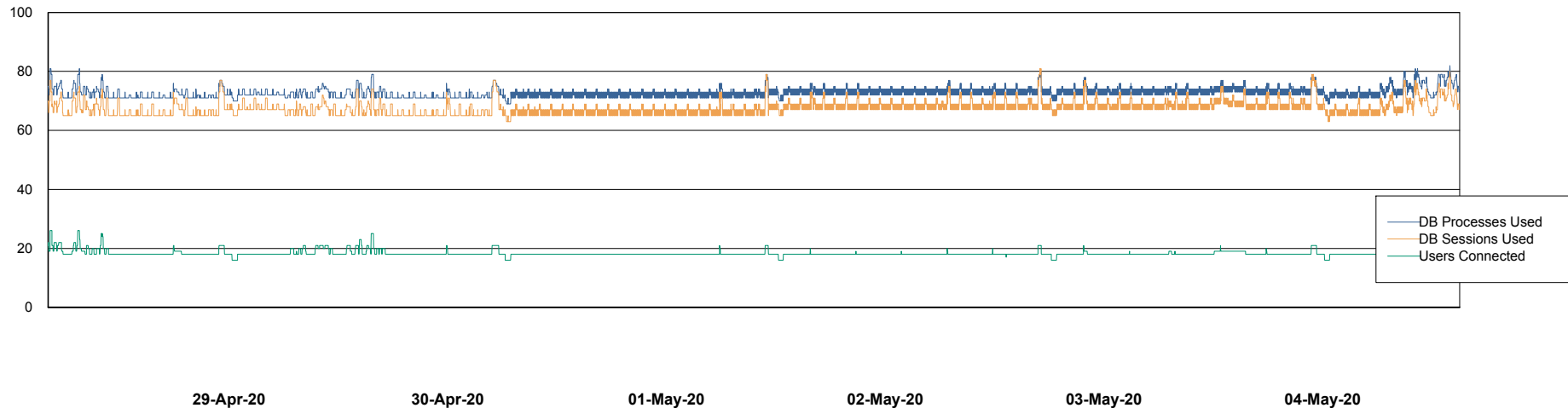
Weekly SLA Customer Report

Customer KLA_Production
Database ID 65



Database Performance KLADB_Production

DB Processes Max 500
DB Sessions Max 772



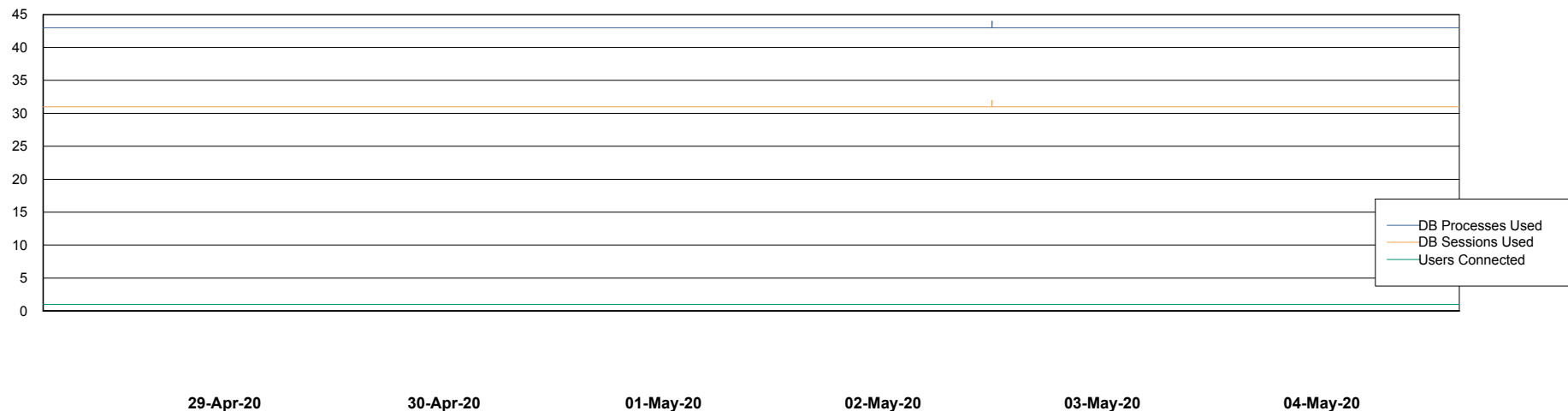
Weekly SLA Customer Report

Customer KLA_Production
Database ID 65



Database Performance KLADB_Standby

DB Processes Max 500
DB Sessions Max 772



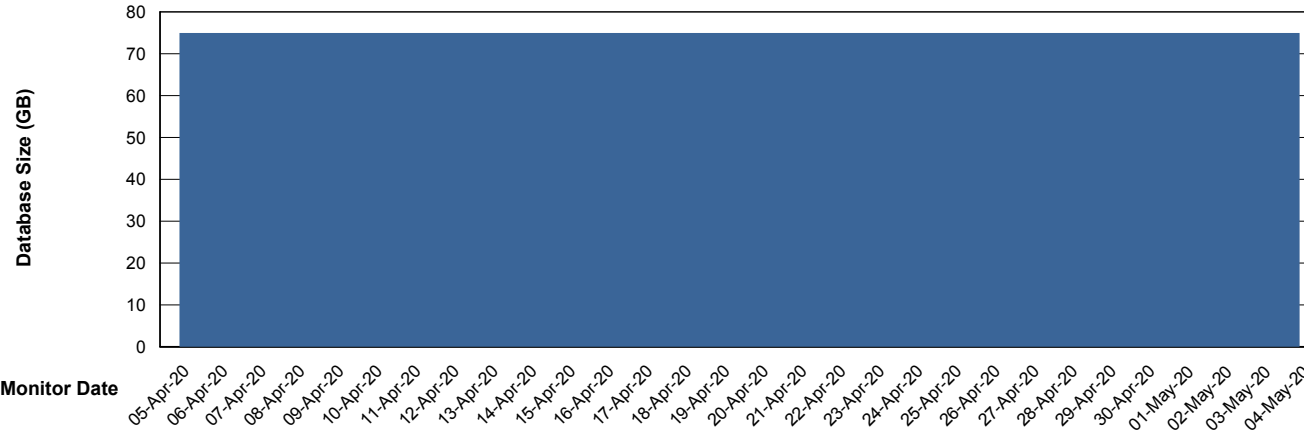
Weekly SLA Customer Report

Customer KLA_Production
 Database ID 65



DATABASE SIZE KLADB_Production

Database growth over last month



Database Tablespace KLADB_Production

Date	Tablespace Name	Filesize (Gb)	Usedsize (Gb)	Percentage free
04-May-20	ABSDATA	48	37	23
	INDX	45	35	22
03-May-20	ABSDATA	48	37	23
	INDX	45	35	22
02-May-20	ABSDATA	48	37	23
	INDX	45	35	22
01-May-20	ABSDATA	48	37	23
	INDX	45	35	22
30-Apr-20	ABSDATA	48	37	23
	INDX	45	35	22
29-Apr-20	ABSDATA	48	37	23
	INDX	45	35	22
28-Apr-20	ABSDATA	48	37	23
	INDX	45	35	22

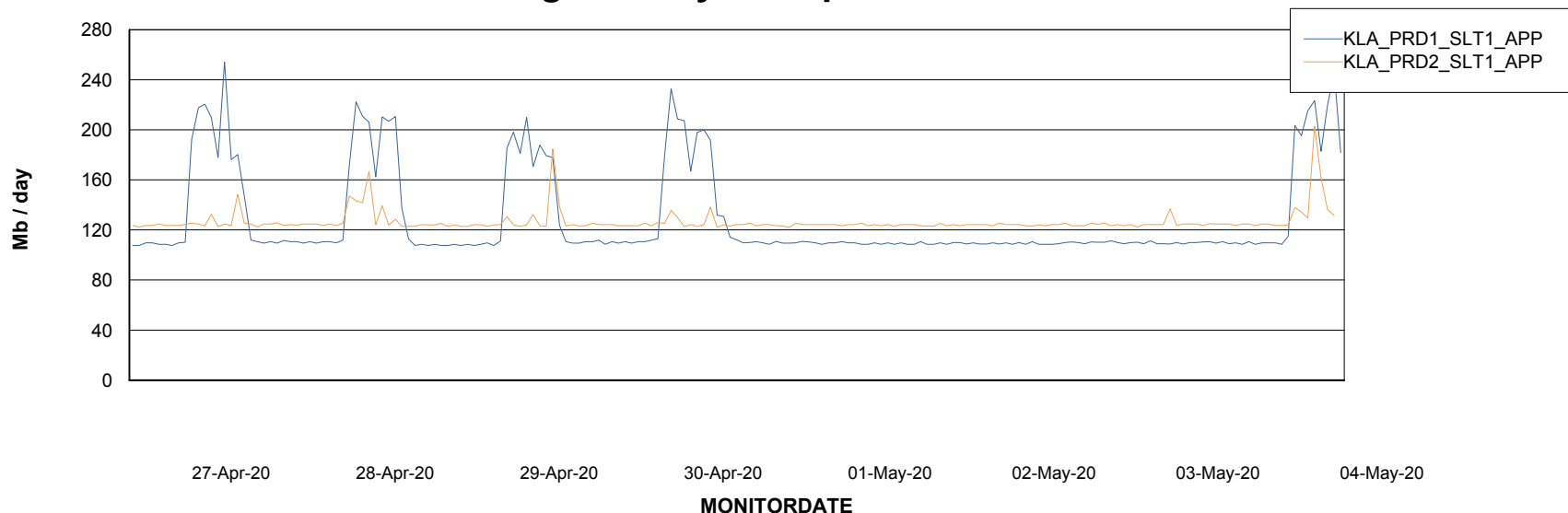
Weekly SLA Customer Report

Customer KLA_Production
Database ID 65

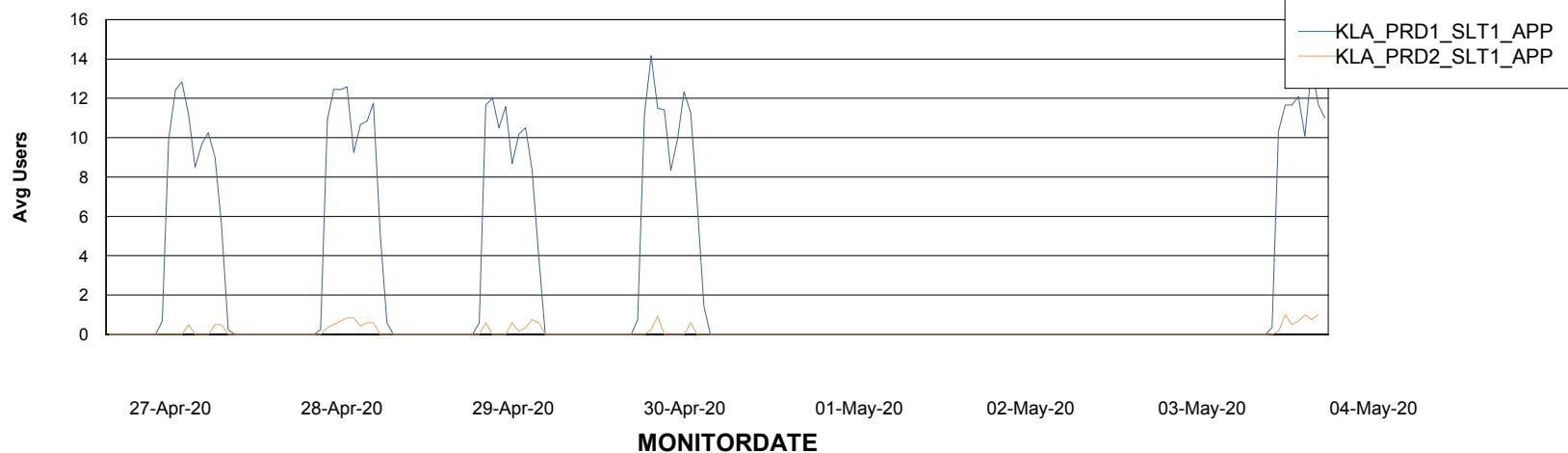


ABSSolute Application Server Services

Avg memory used per ABS Server Service



Avg users per day per ABS server



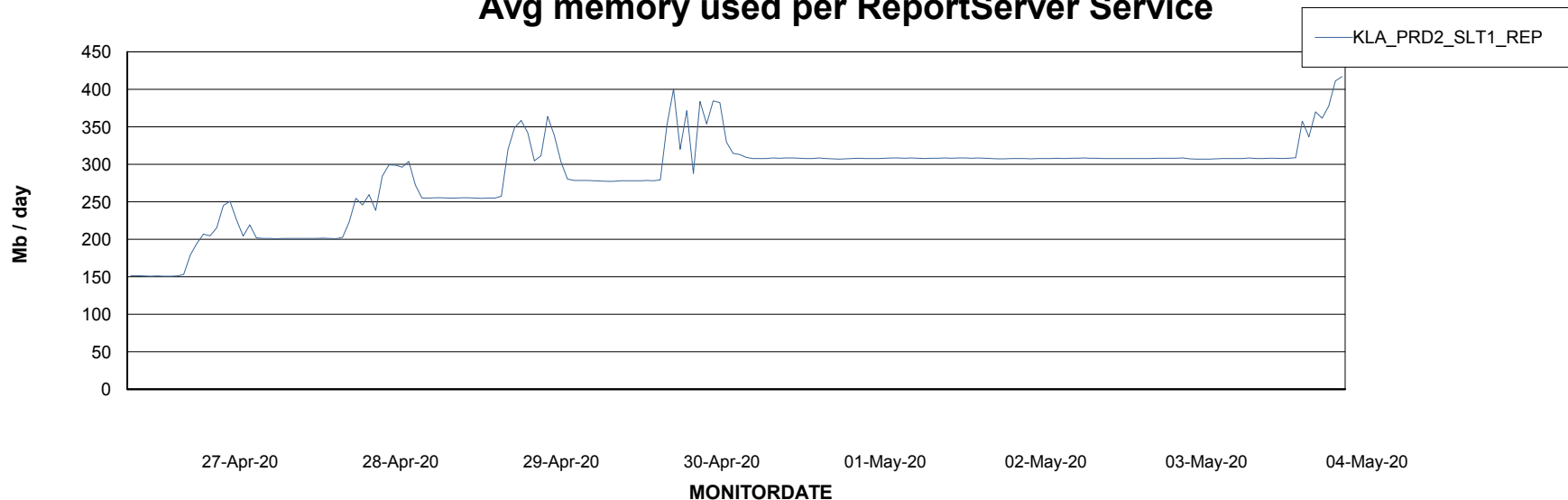
Weekly SLA Customer Report

Customer KLA_Production
Database ID 65



ABSSolute Application ReportServer Services

Avg memory used per ReportServer Service



Disaster per ABS component

