

# Weekly SLA Customer Report

Customer PCO Production  
 Database ID 44



Harddisk Usage PCO\_PRD\_ORACLE1

	Free disk space on c: (%)	Total disk space on c: (Gb)	Free disk space on d: (%)	Total disk space on d: (Gb)
11-Apr-20	76	447	55	1,676
10-Apr-20	76	447	56	1,676
09-Apr-20	76	447	56	1,676
08-Apr-20	76	447	56	1,676
07-Apr-20	77	447	56	1,676
06-Apr-20	78	447	56	1,676
05-Apr-20	78	447	56	1,676

Harddisk Usage PCO\_PRD\_ORACLE2

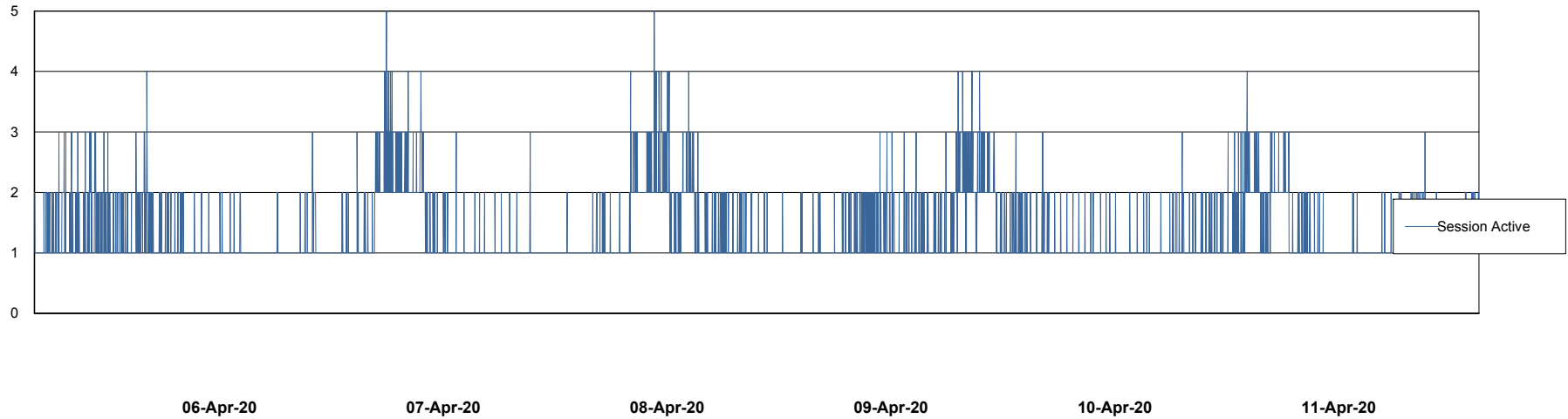
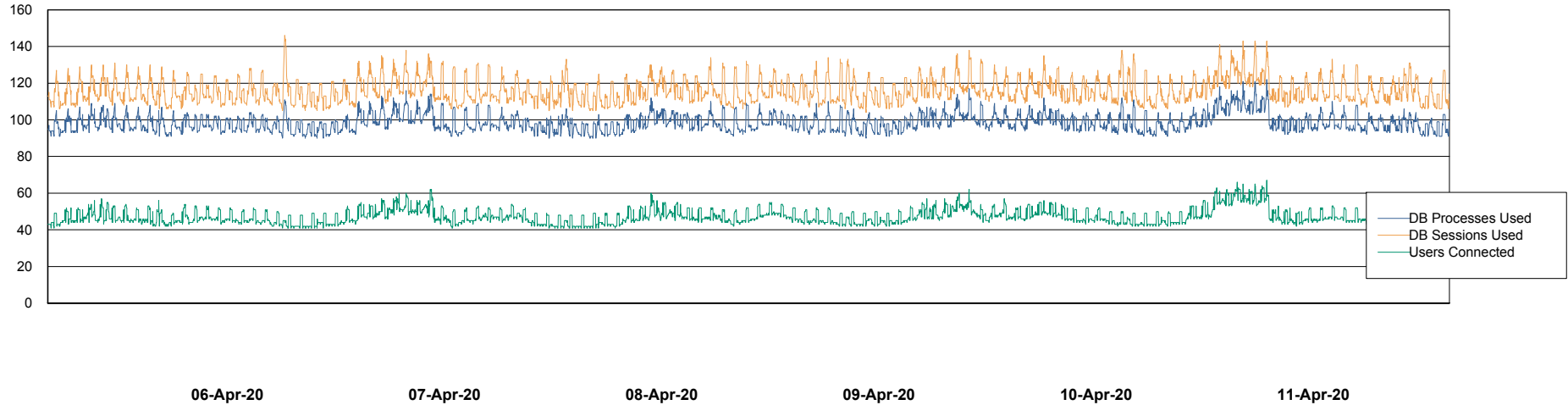
	Free disk space on c: (%)	Total disk space on c: (Gb)	Free disk space on d: (%)	Total disk space on d: (Gb)
11-Apr-20	75	279	47	838
10-Apr-20	75	279	47	838
09-Apr-20	75	279	47	838
08-Apr-20	74	279	47	838
07-Apr-20	74	279	47	838
06-Apr-20	74	279	47	838
05-Apr-20	74	279	47	838

# Weekly SLA Customer Report

Customer PCO Production  
Database ID 44



## Database Performance PCODB\_Production

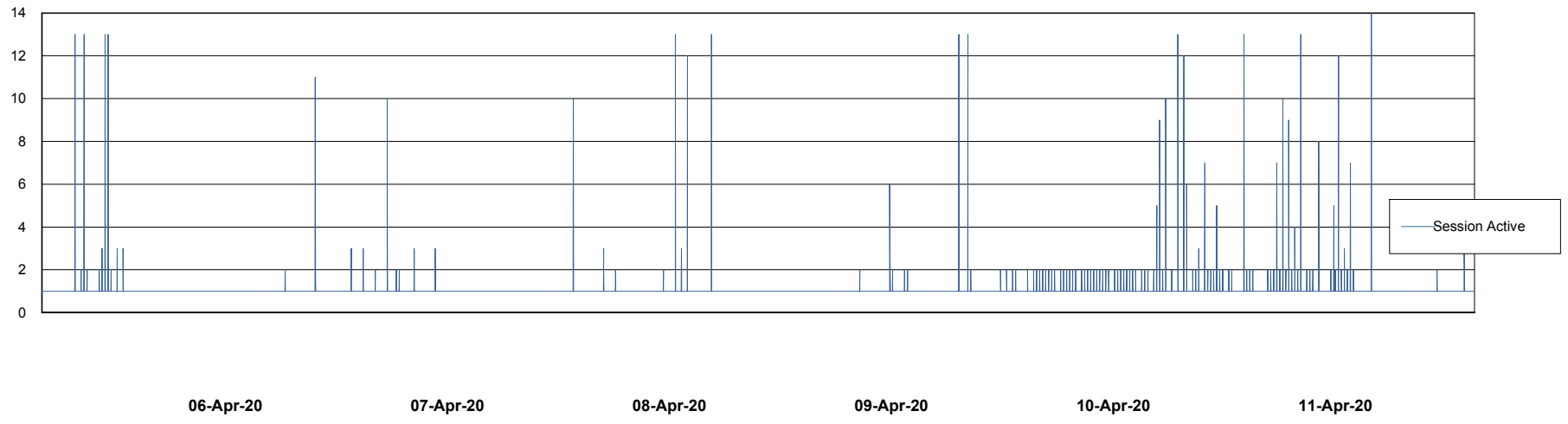
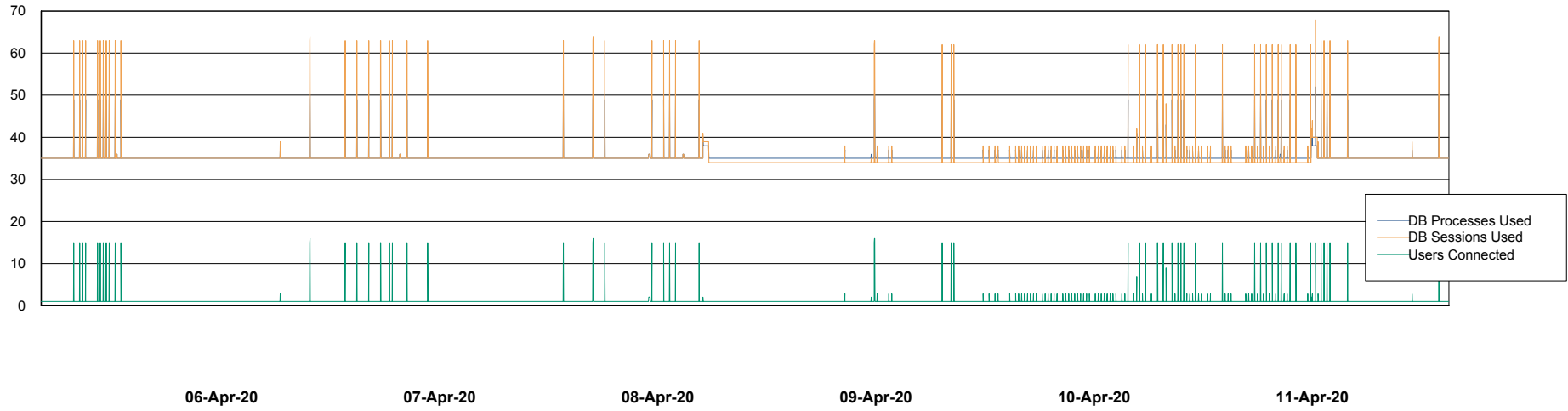


# Weekly SLA Customer Report

Customer PCO Production  
Database ID 44



## Database Performance PCODB\_Standby



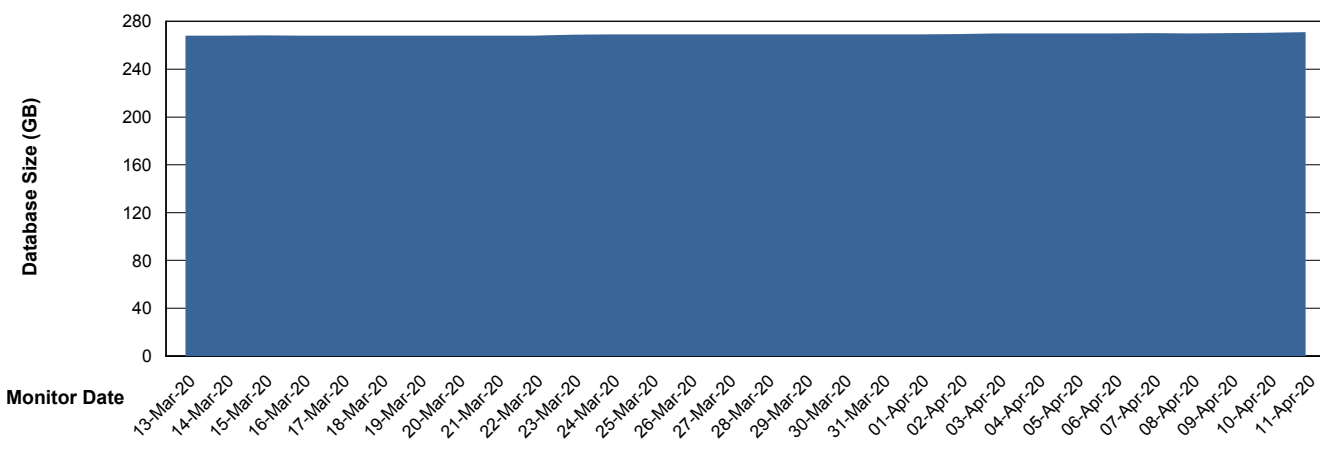
# Weekly SLA Customer Report

Customer PCO Production  
 Database ID 44



DATABASE SIZE PCODB\_Production

Database growth over last month



Database Tablespace PCODB\_Production

Date	Tablespace Name	Filesize (Gb)	Usedsize (Gb)	Percentage free
11-Apr-20	ABSDATA	150	97	35
	INDX	200	141	30
10-Apr-20	ABSDATA	150	97	35
	INDX	200	141	30
09-Apr-20	ABSDATA	150	97	35
	INDX	200	141	30
08-Apr-20	ABSDATA	150	97	35
	INDX	200	141	30
07-Apr-20	ABSDATA	150	96	36
	INDX	200	141	30
06-Apr-20	ABSDATA	150	96	36
	INDX	200	141	30
05-Apr-20	ABSDATA	150	96	36
	INDX	200	141	30

# Weekly SLA Customer Report

Customer PCO Production  
Database ID 44



Standby Database Health PCO Production

## Recovery lag for last 7 days

