

# Weekly SLA Customer Report

Customer KLA\_Production  
 Database ID 65



Harddisk Usage KLAHQORA03

	Free disk space on c: (%)	Total disk space on c: (Gb)	Free disk space on d: (%)	Total disk space on d: (Gb)
11-Apr-20	45	150	30	150
10-Apr-20	46	150	29	150
09-Apr-20	46	150	29	150
08-Apr-20	46	150	29	150
07-Apr-20	46	150	29	150
06-Apr-20	49	150	29	150
05-Apr-20	52	150	29	150

Harddisk Usage KLA\_STB

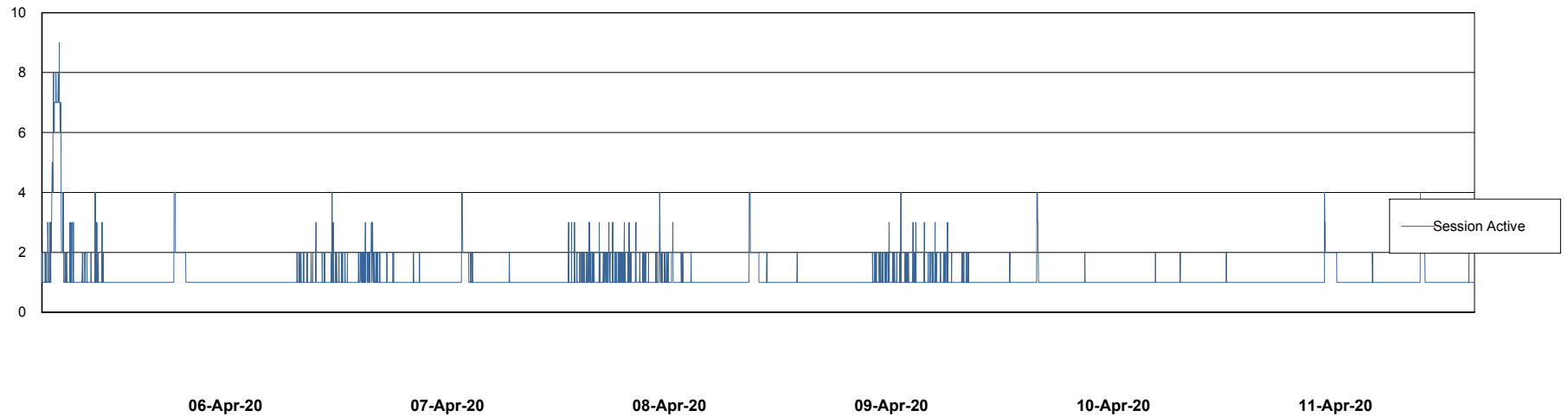
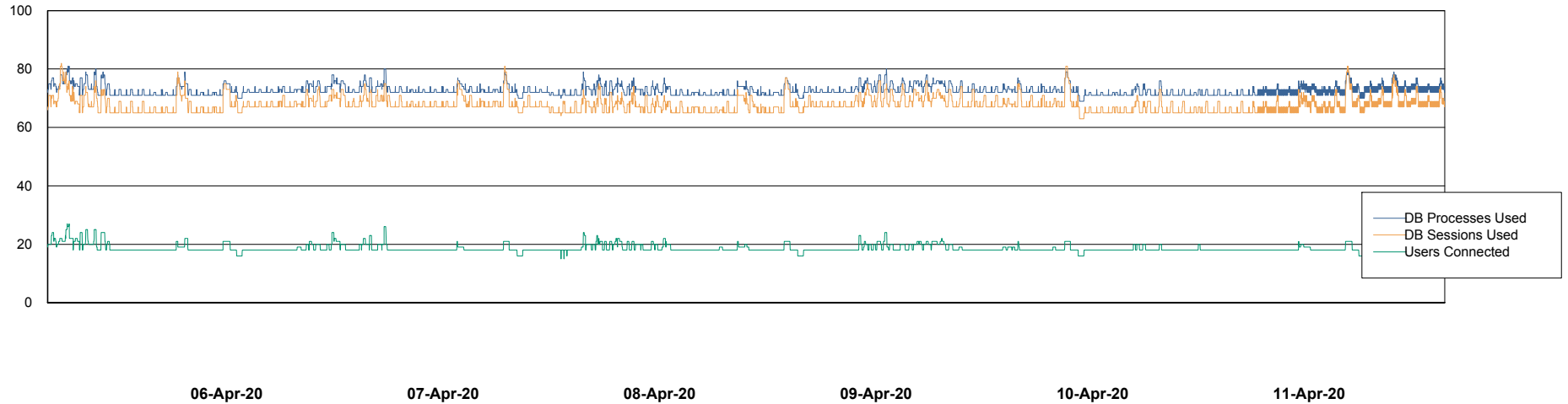
	Free disk space on c: (%)	Total disk space on c: (Gb)	Free disk space on d: (%)	Total disk space on d: (Gb)
11-Apr-20	38	150	37	200
10-Apr-20	38	150	37	200
09-Apr-20	38	150	37	200
08-Apr-20	38	150	37	200
07-Apr-20	38	150	37	200
06-Apr-20	38	150	37	200
05-Apr-20	38	150	37	200

# Weekly SLA Customer Report

Customer KLA\_Production  
Database ID 65



## Database Performance KLADB\_Production

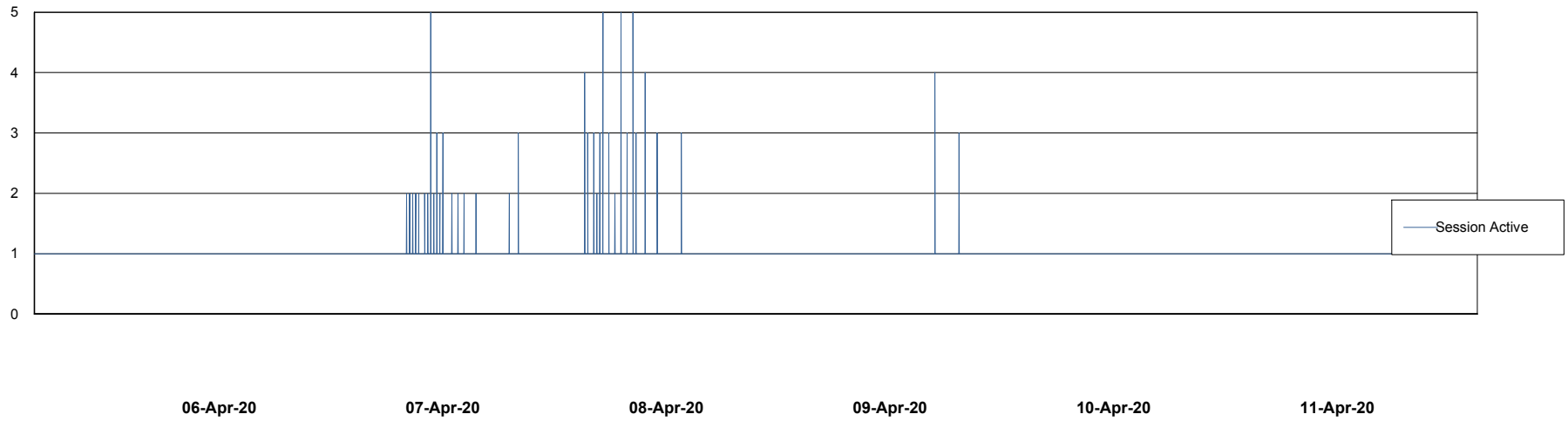
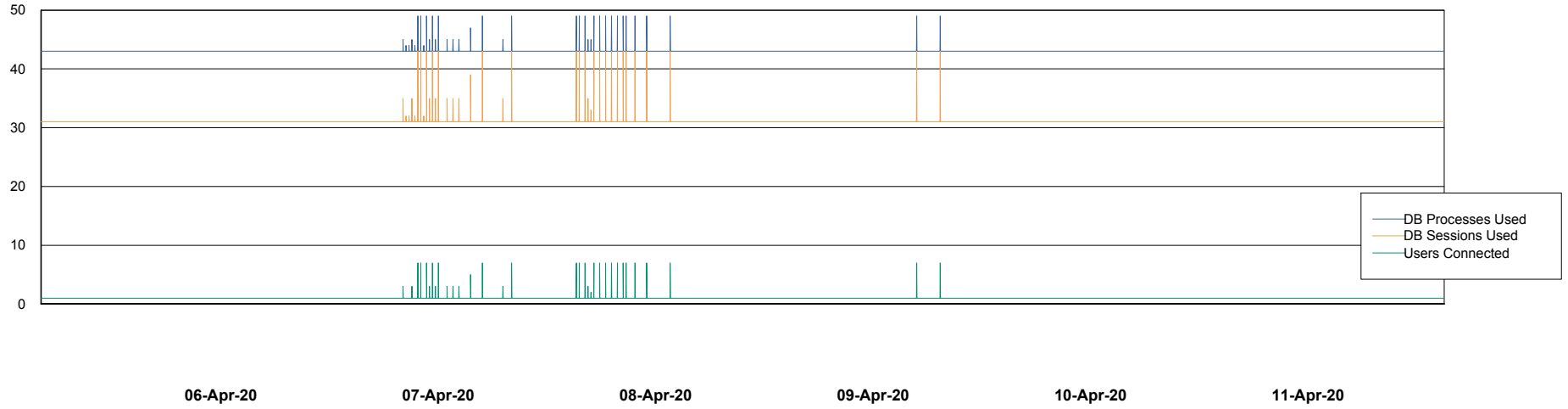


# Weekly SLA Customer Report

Customer KLA\_Production  
Database ID 65



## Database Performance KLADB\_Standby



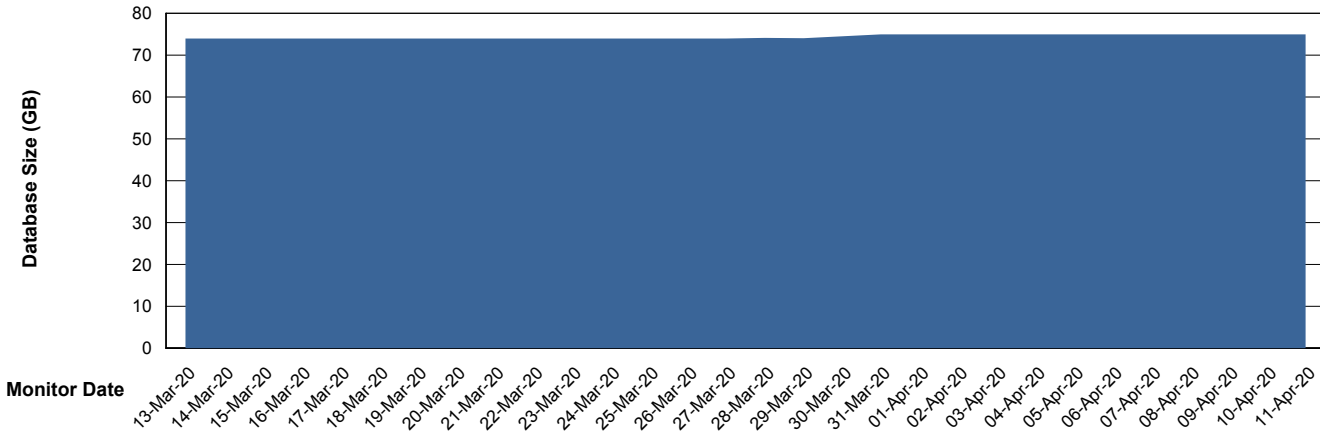
# Weekly SLA Customer Report

Customer KLA\_Production  
 Database ID 65



DATABASE SIZE KLADB\_Production

Database growth over last month



Database Tablespace KLADB\_Production

Date	Tablespace Name	Filesize (Gb)	Usedsize (Gb)	Percentage free
11-Apr-20	ABSDATA	48	37	23
	INDX	45	34	24
10-Apr-20	ABSDATA	48	37	23
	INDX	45	34	24
09-Apr-20	ABSDATA	48	37	23
	INDX	45	34	24
08-Apr-20	ABSDATA	48	37	23
	INDX	45	34	24
07-Apr-20	ABSDATA	48	37	23
	INDX	45	34	24
06-Apr-20	ABSDATA	48	37	23
	INDX	45	34	24
05-Apr-20	ABSDATA	48	37	23
	INDX	45	34	24

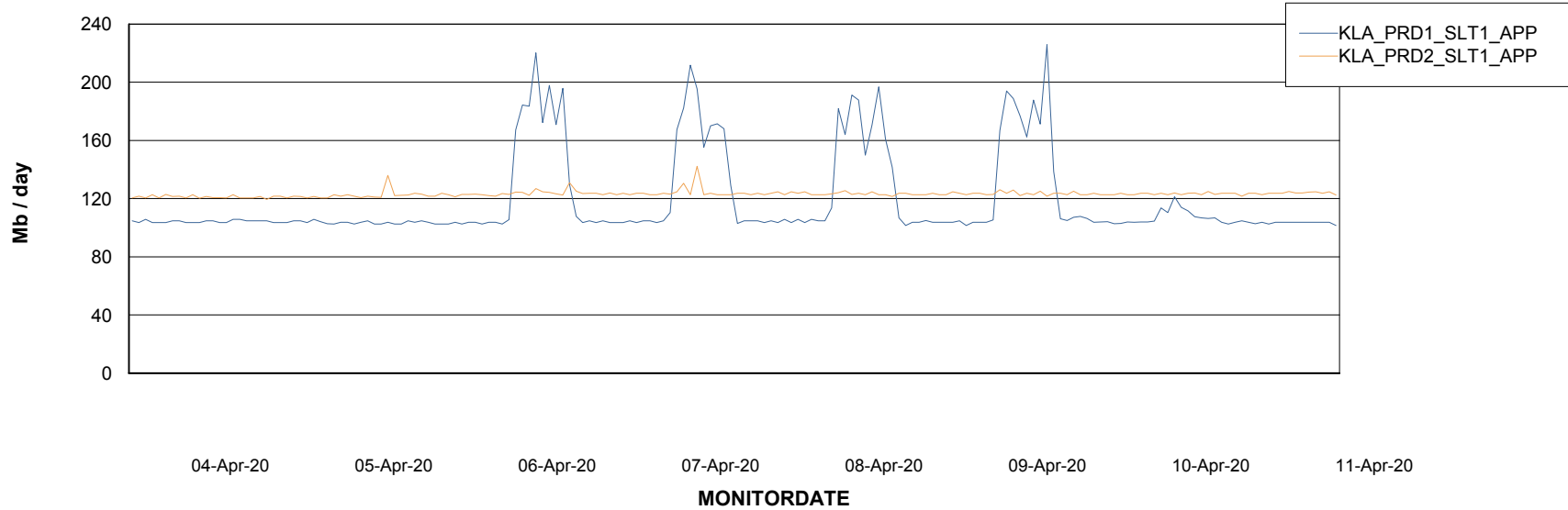
# Weekly SLA Customer Report

Customer KLA\_Production  
Database ID 65

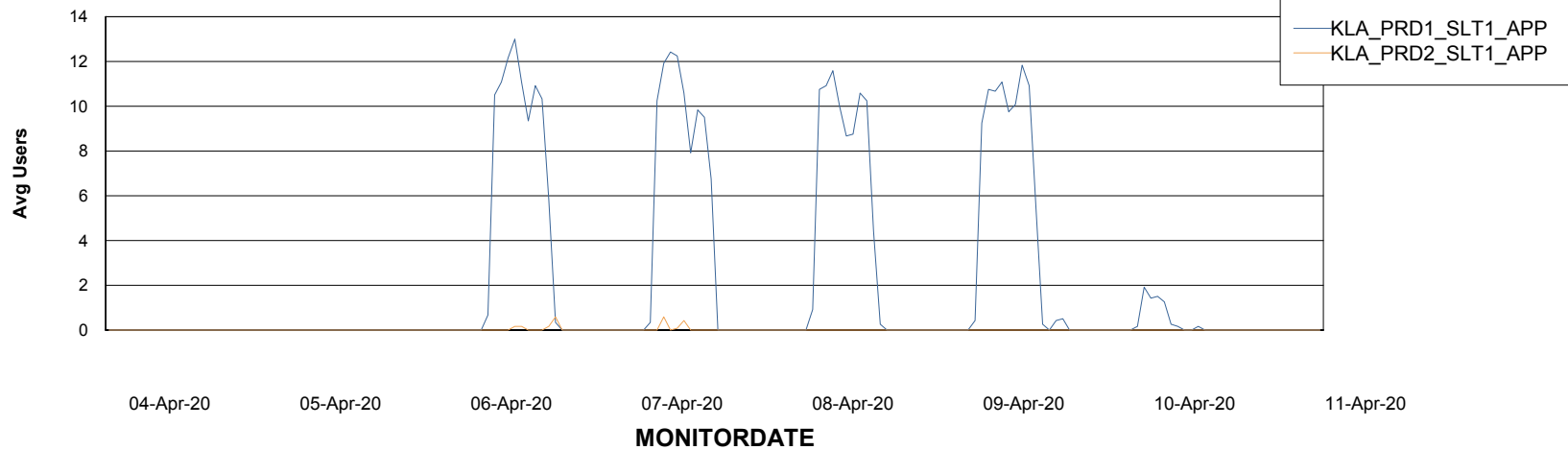


## ABSSolute Application Server Services

### Avg memory used per ABS Server Service



### Avg users per day per ABS server



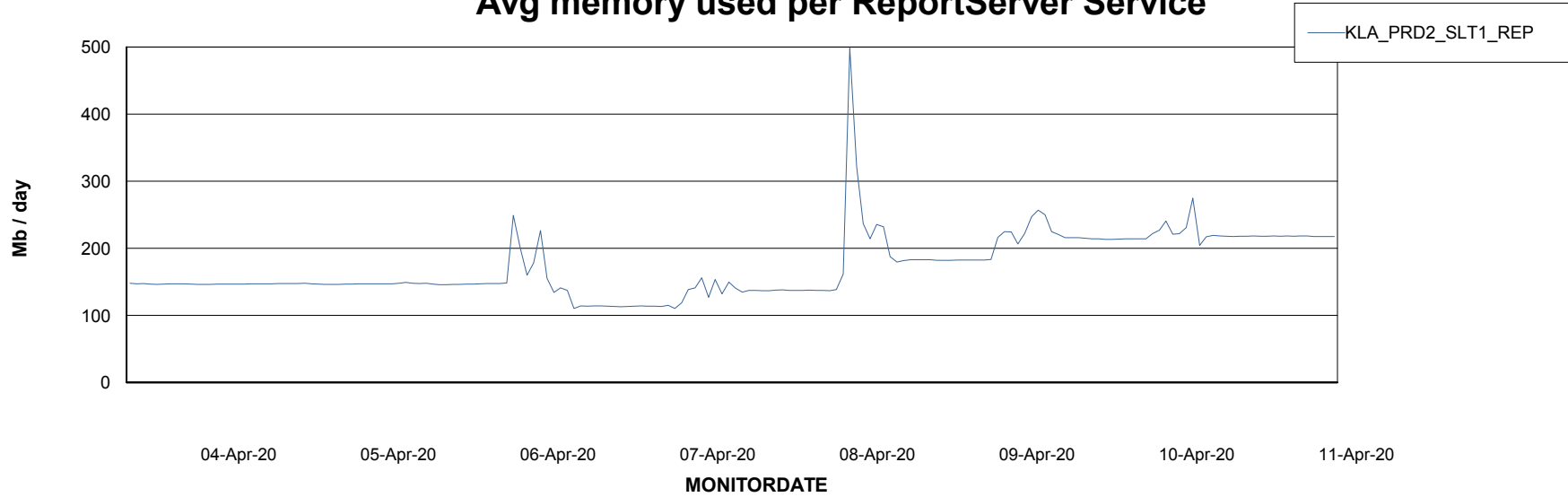
# Weekly SLA Customer Report

Customer KLA\_Production  
Database ID 65



## ABSSolute Application ReportServer Services

### Avg memory used per ReportServer Service



### Disaster per ABS component

