

Weekly SLA Customer Report

Customer SPI_Production
Database ID 49



Harddisk Usage SPI_PRD_ORACLE1

	Free disk space on c: (%)	Total disk space on c: (Gb)	Total disk space on d: (Gb)
04-Apr-20	34	79	100
03-Apr-20	34	79	100
02-Apr-20	33	79	100
01-Apr-20	33	79	100
31-Mar-20	33	79	100
30-Mar-20	33	79	100
29-Mar-20	33	79	100

Harddisk Usage SPI_Webserver

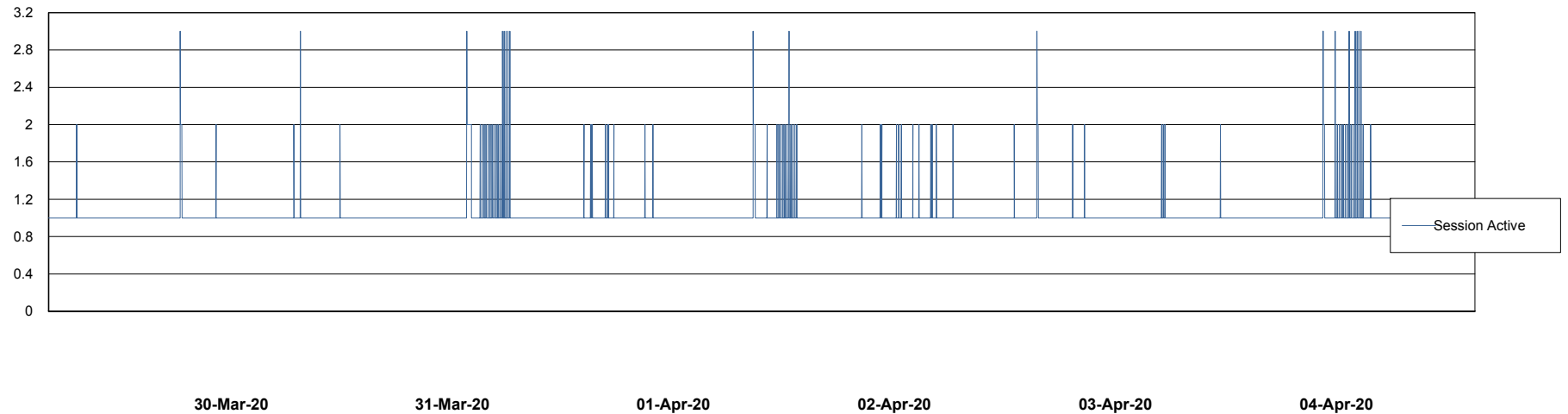
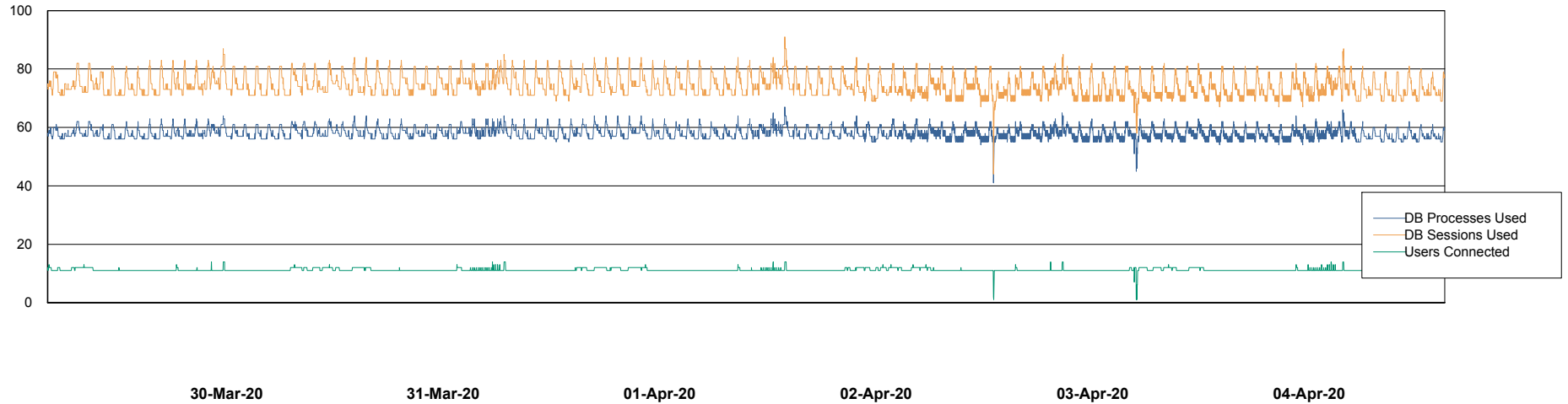
	Free disk space on c: (%)	Total disk space on c: (Gb)	Free disk space on d: (%)	Total disk space on d: (Gb)
04-Apr-20	54	79	34	100
03-Apr-20	54	79	35	100
02-Apr-20	55	79	36	100
01-Apr-20	56	79	36	100
31-Mar-20	55	79	37	100
30-Mar-20	55	79	38	100
29-Mar-20	55	79	39	100

Weekly SLA Customer Report

Customer SPI_Production
Database ID 49



Database Performance SPIDB_Production

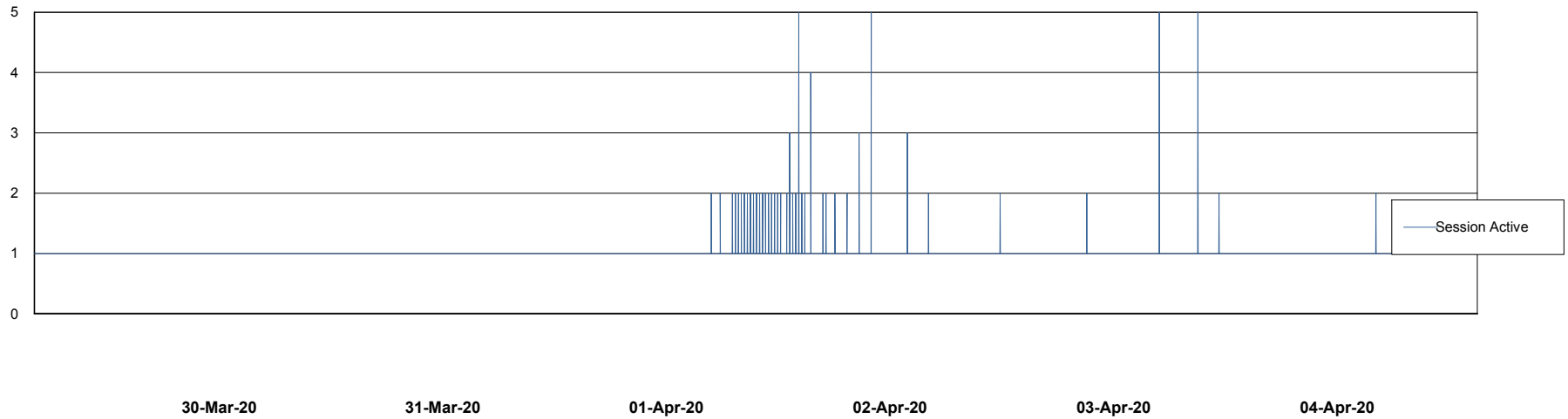
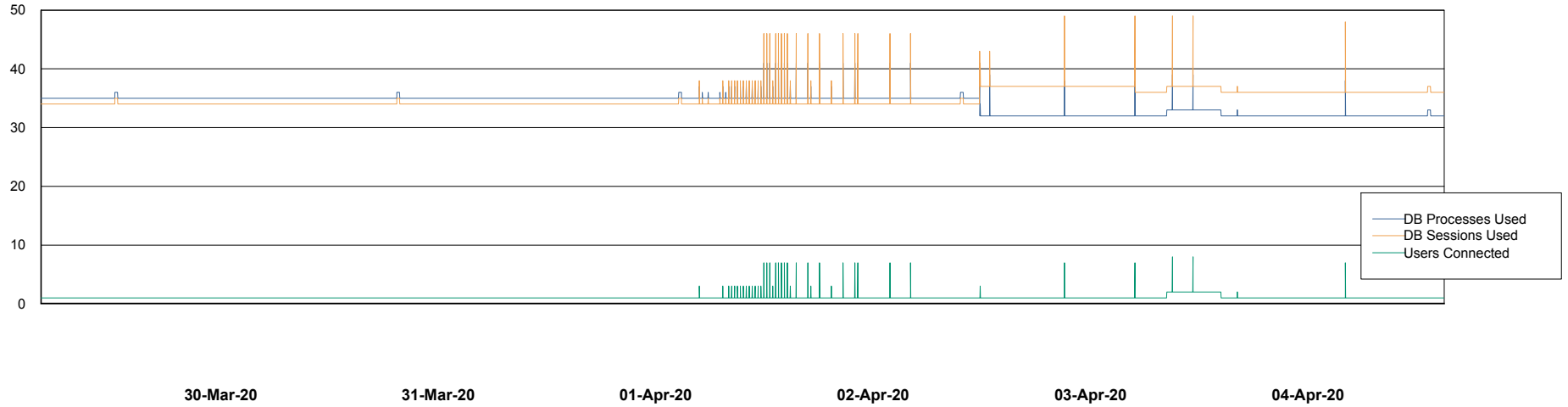


Weekly SLA Customer Report

Customer SPI_Production
Database ID 49



Database Performance SPIDB_Standby



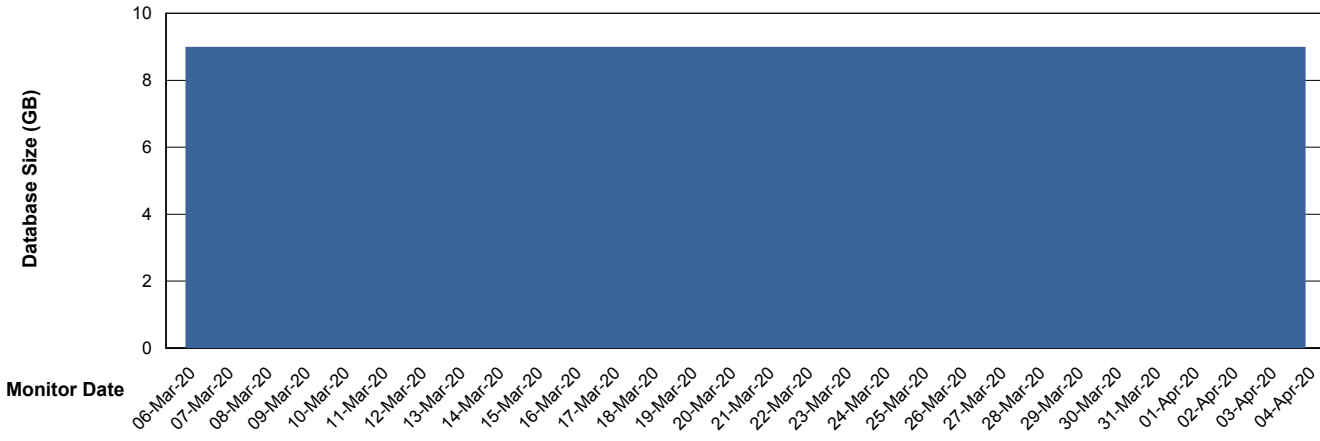
Weekly SLA Customer Report

Customer SPI_Production
 Database ID 49



DATABASE SIZE SPIDB_Production

Database growth over last month



Database Tablespace SPIDB_Production

Date	Tablespace Name	Filesize (Gb)	Usedsize (Gb)	Percentage free
04-Apr-20	ABSDATA	4	2	50
	INDX	8	4	50
03-Apr-20	ABSDATA	4	2	50
	INDX	8	4	50
02-Apr-20	ABSDATA	4	2	50
	INDX	8	4	50
01-Apr-20	ABSDATA	4	2	50
	INDX	8	4	50
31-Mar-20	ABSDATA	4	2	50
	INDX	8	4	50
30-Mar-20	ABSDATA	4	2	50
	INDX	8	4	50
29-Mar-20	ABSDATA	4	2	50
	INDX	8	4	50