

Weekly SLA Customer Report

Customer VEN_Production
Database ID 35



Harddisk Usage ABSVEN06 Primary DB Server 2019

	Free disk space on c: (%)	Total disk space on c: (Gb)	Free disk space on d: (%)	Total disk space on d: (Gb)	Free disk space on e: (%)	Total disk space on e: (Gb)
28-Mar-20	72	102	48	601	80	400
27-Mar-20	72	102	48	601	85	400
26-Mar-20	72	102	48	601	85	400
25-Mar-20	72	102	48	601	84	400
24-Mar-20	72	102	48	601	84	400
23-Mar-20	72	102	48	601	84	400
22-Mar-20	72	102	48	601	84	400

Harddisk Usage ABSVEN07 Standby DB Server 2019

	Free disk space on c: (%)	Total disk space on c: (Gb)	Free disk space on d: (%)	Total disk space on d: (Gb)	Free disk space on e: (%)	Total disk space on e: (Gb)
28-Mar-20	53	102	20	601	91	400
27-Mar-20	53	102	20	601	92	400
26-Mar-20	53	102	20	601	92	400
25-Mar-20	53	102	20	601	91	400
24-Mar-20	53	102	20	601	91	400
23-Mar-20	53	102	20	601	91	400
22-Mar-20	53	102	20	601	91	400

Weekly SLA Customer Report

Customer VEN_Production
Database ID 35



Harddisk Usage VEN_PRD_DB_BI

	Free disk space on c: (%)	Total disk space on c: (Gb)	Free disk space on d: (%)	Total disk space on d: (Gb)
28-Mar-20	58	102	46	601
27-Mar-20	58	102	46	601
26-Mar-20	58	102	46	601
25-Mar-20	58	102	46	601
24-Mar-20	58	102	46	601
23-Mar-20	58	102	46	601
22-Mar-20	58	102	46	601

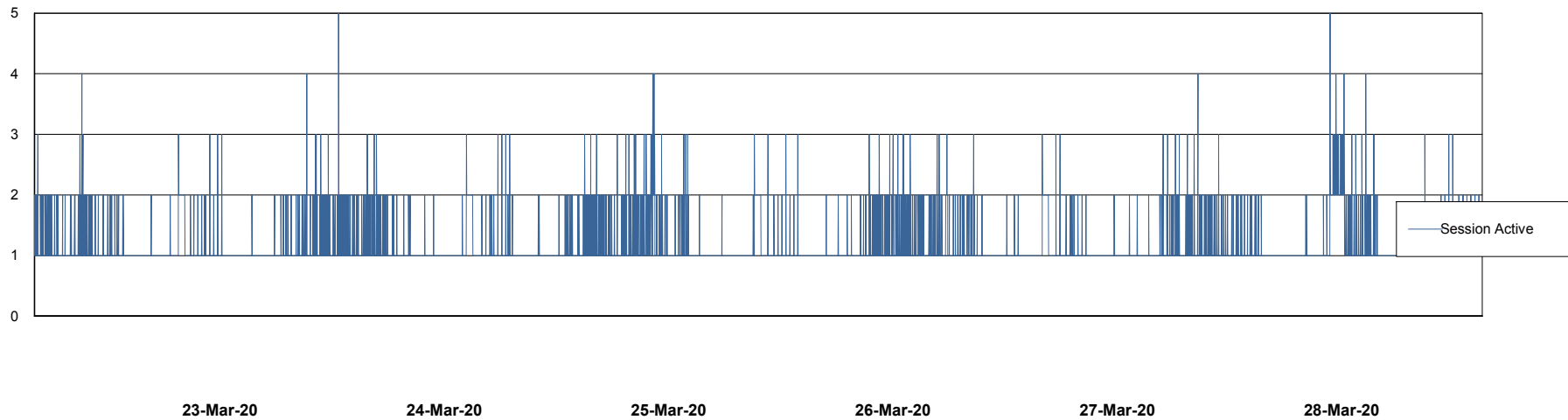
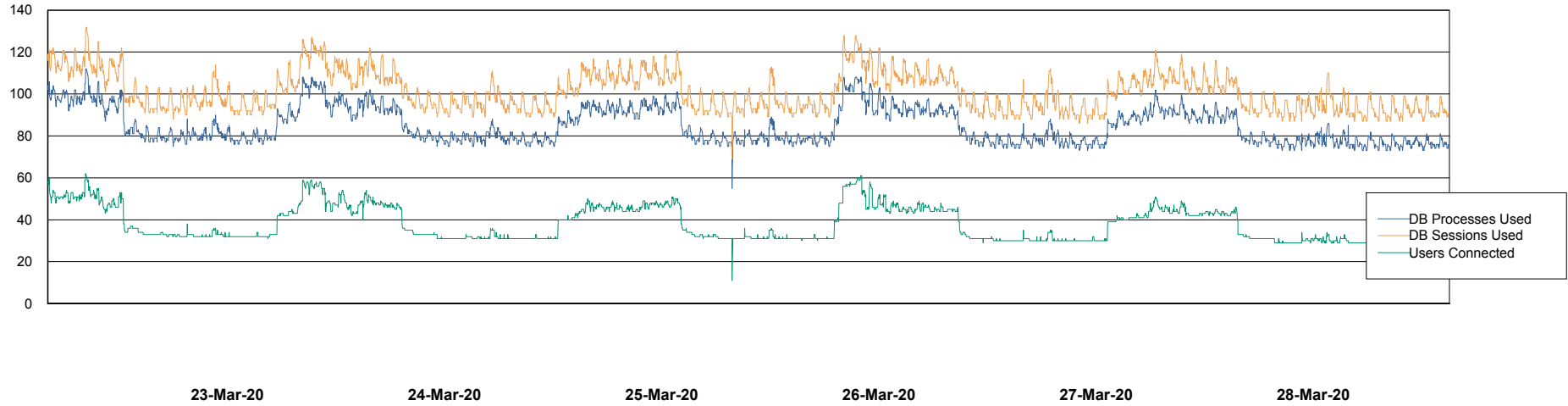
Weekly SLA Customer Report

Customer VEN_Production
Database ID 35



Database Performance ABSVEN06 Primary DB 2019

DB Processes Max 300
DB Sessions Max 472



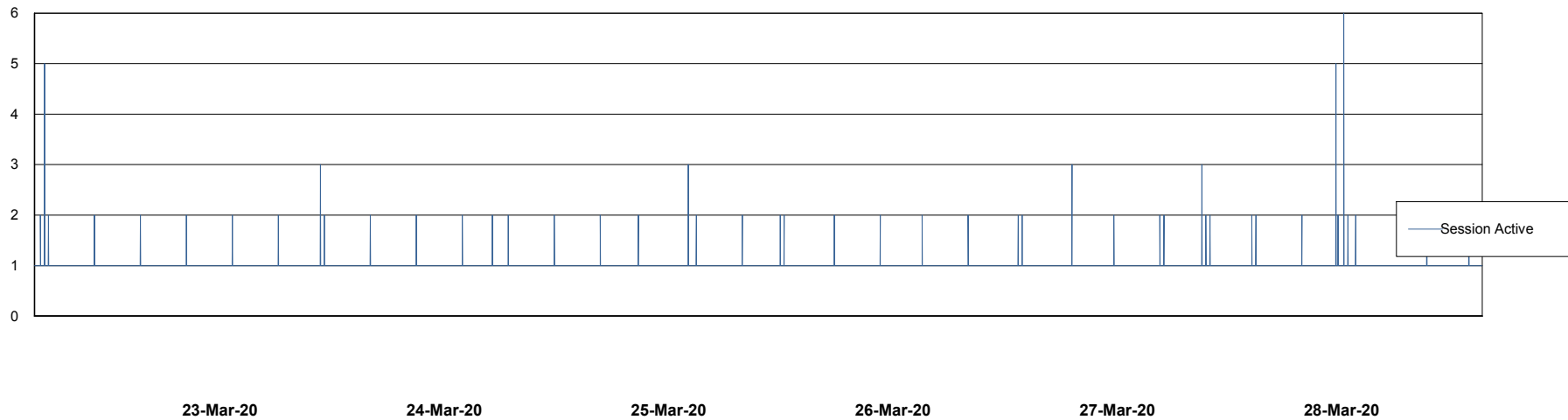
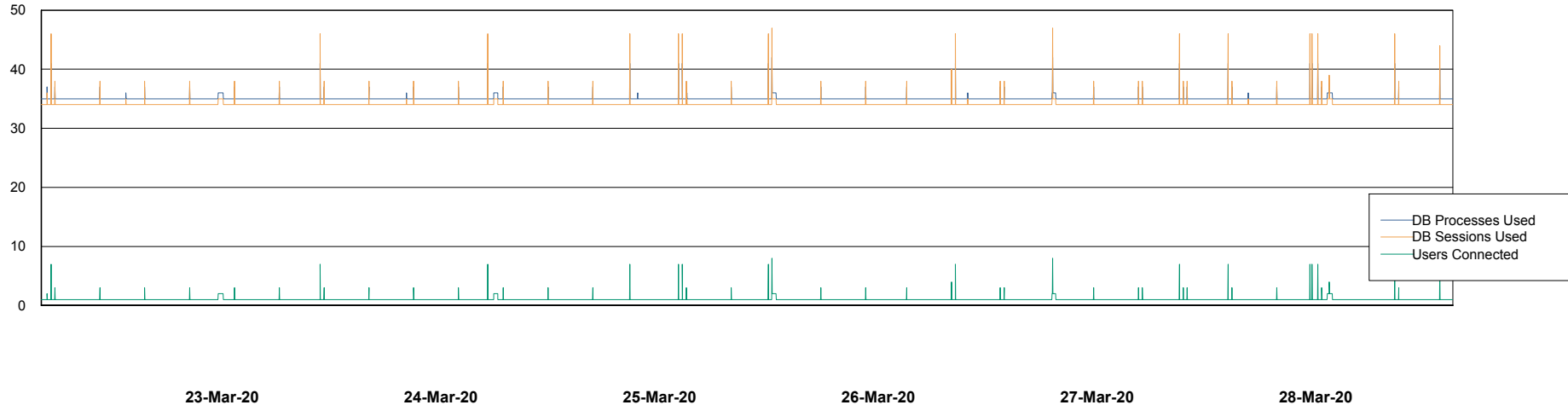
Weekly SLA Customer Report

Customer VEN_Production
Database ID 35



Database Performance ABSVEN07 Standby DB 2019

DB Processes Max 300
DB Sessions Max 472



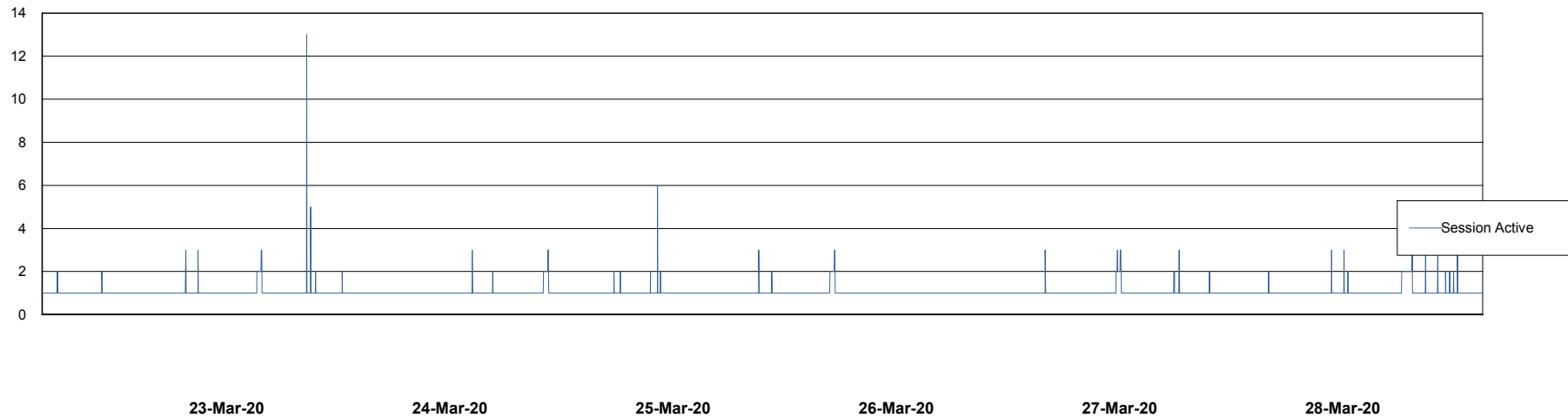
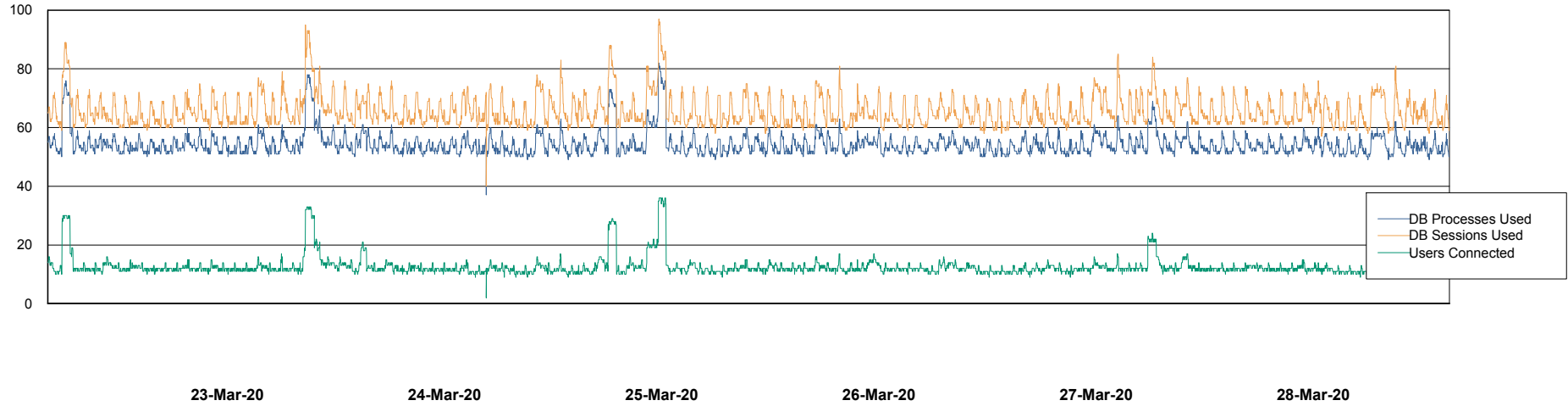
Weekly SLA Customer Report

Customer VEN_Production
Database ID 35



Database Performance VENDB_BI

DB Processes Max 500
DB Sessions Max 772



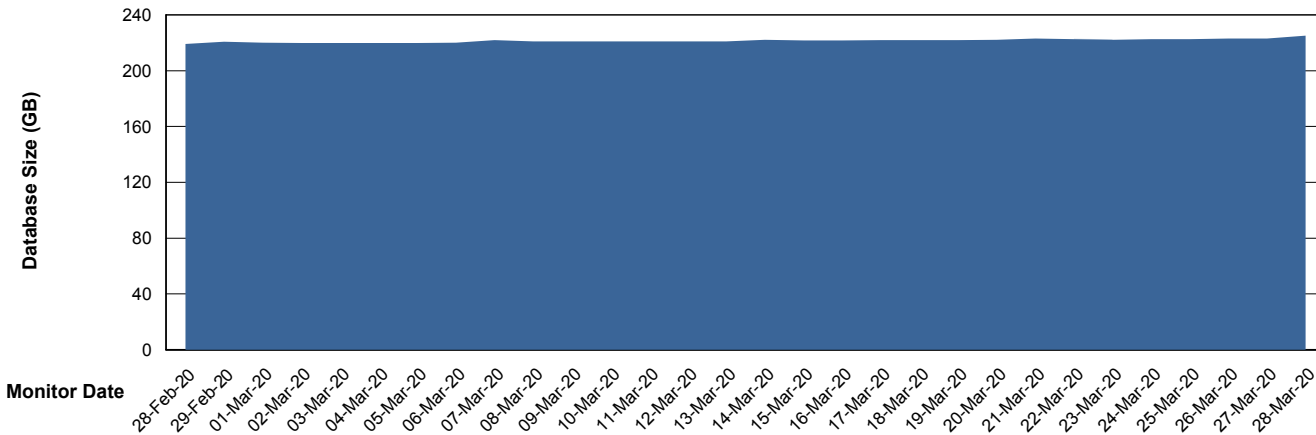
Weekly SLA Customer Report

Customer VEN_Production
Database ID 35



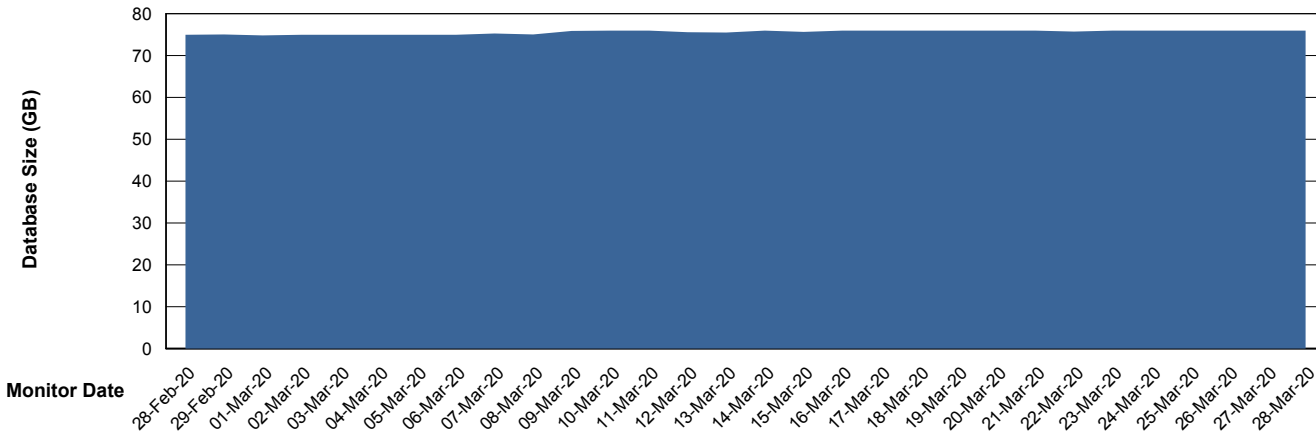
DATABASE SIZE ABSVEN06 Primary DB 2019

Database growth over last month



DATABASE SIZE VENDB_BI

Database growth over last month



Weekly SLA Customer Report

Customer VEN_Production
Database ID 35



Database Tablespace ABSVEN06 Primary DB 2019

Date	Tablespace Name	Filesize (Gb)	Usedsize (Gb)	Percentage free
28-Mar-20	ABSDATA	132	108	18
	INDX	130	106	18
27-Mar-20	ABSDATA	132	108	18
	INDX	130	106	18
26-Mar-20	ABSDATA	132	108	18
	INDX	130	106	18
25-Mar-20	ABSDATA	132	108	18
	INDX	130	106	18
24-Mar-20	ABSDATA	132	108	18
	INDX	130	106	18
23-Mar-20	ABSDATA	132	108	18
	INDX	130	106	18
22-Mar-20	ABSDATA	132	108	18
	INDX	130	105	19

Weekly SLA Customer Report

Customer VEN_Production
 Database ID 35



Database Tablespace VENDB_BI

Date	Tablespace Name	Filesize (Gb)	Usedsize (Gb)	Percentage free
28-Mar-20	ABSDATA	35	26	26
	INDX	50	38	24
27-Mar-20	ABSDATA	35	26	26
	INDX	50	38	24
26-Mar-20	ABSDATA	35	26	26
	INDX	50	38	24
25-Mar-20	ABSDATA	35	26	26
	INDX	50	38	24
24-Mar-20	ABSDATA	35	26	26
	INDX	50	38	24
23-Mar-20	ABSDATA	35	26	26
	INDX	50	38	24
22-Mar-20	ABSDATA	35	26	26
	INDX	50	38	24

BI Status and last ETL error for VENDB_BI

	Sun 22/3/2020	Mon 23/3/2020	Tue 24/3/2020	Wed 25/3/2020	Thu 26/3/2020	Fri 27/3/2020	Sat 28/3/2020
ABS DataWarehouse ETL Health	OK	OK	OK	OK	OK	OK	OK
ABS DWHStaging ETL Health	OK	OK	OK	OK	OK	OK	OK

Weekly SLA Customer Report

Customer VEN_Production
Database ID 35



Standby Database Health VEN_Production

Recovery lag for last 7 days

