

# Weekly SLA Customer Report

Customer PCO Production  
 Database ID 44



Harddisk Usage PCO\_PRD\_ORACLE1

	Free disk space on c: (%)	Total disk space on c: (Gb)	Free disk space on d: (%)	Total disk space on d: (Gb)
28-Mar-20	78	447	56	1,676
27-Mar-20	78	447	56	1,676
26-Mar-20	78	447	56	1,676
25-Mar-20	78	447	56	1,676
24-Mar-20	78	447	56	1,676
23-Mar-20	78	447	56	1,676
22-Mar-20	78	447	56	1,676

Harddisk Usage PCO\_PRD\_ORACLE2

	Free disk space on c: (%)	Total disk space on c: (Gb)	Free disk space on d: (%)	Total disk space on d: (Gb)
28-Mar-20	74	279	47	838
27-Mar-20	74	279	47	838
26-Mar-20	74	279	47	838
25-Mar-20	74	279	47	838
24-Mar-20	74	279	47	838
23-Mar-20	74	279	47	838
22-Mar-20	74	279	47	838

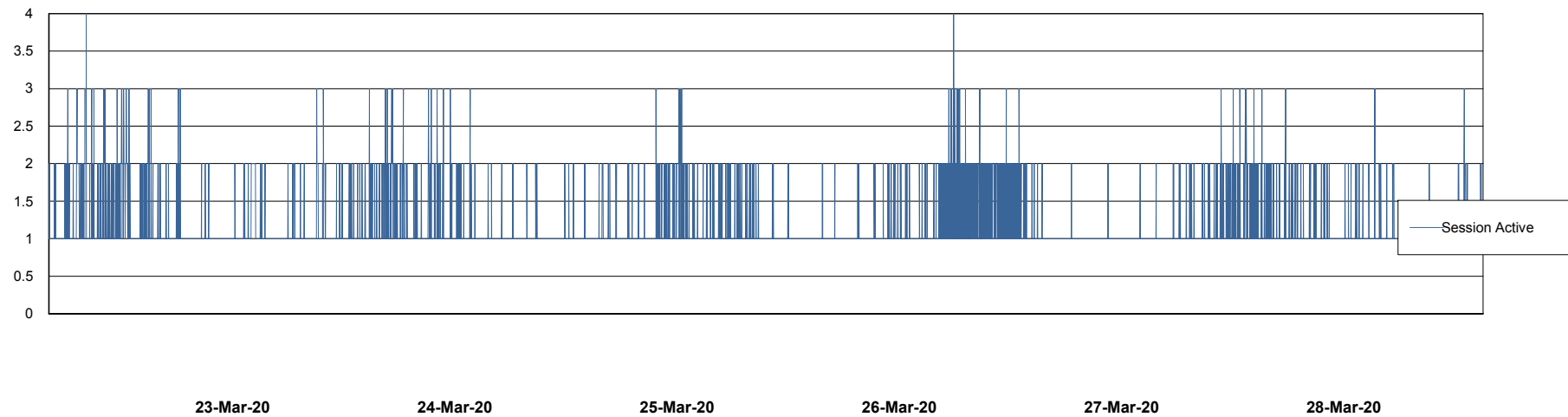
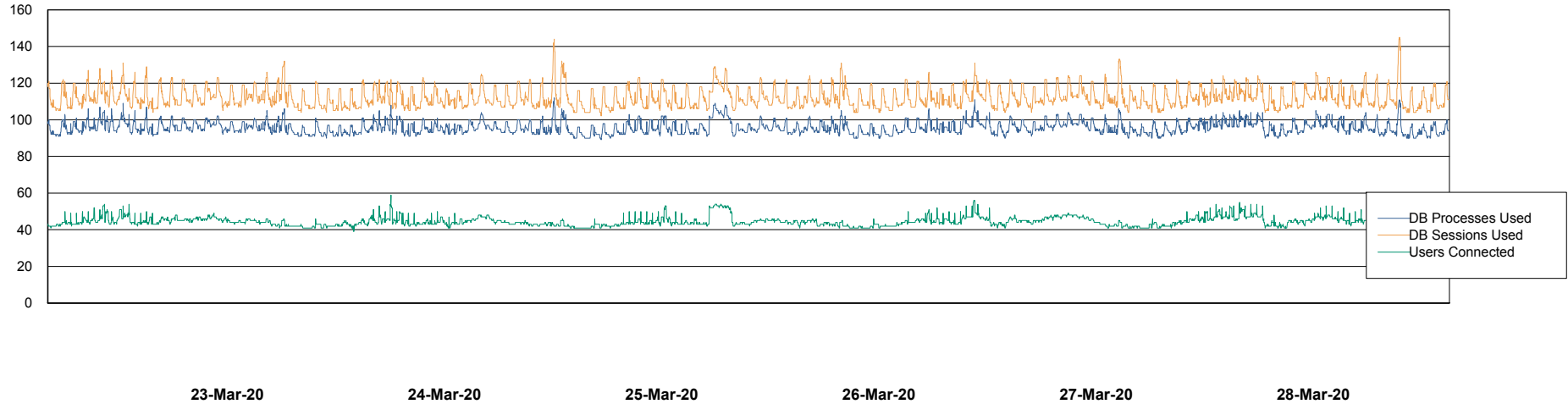
# Weekly SLA Customer Report

Customer PCO Production  
Database ID 44



## Database Performance PCODB\_Production

DB Processes Max 350  
DB Sessions Max 560



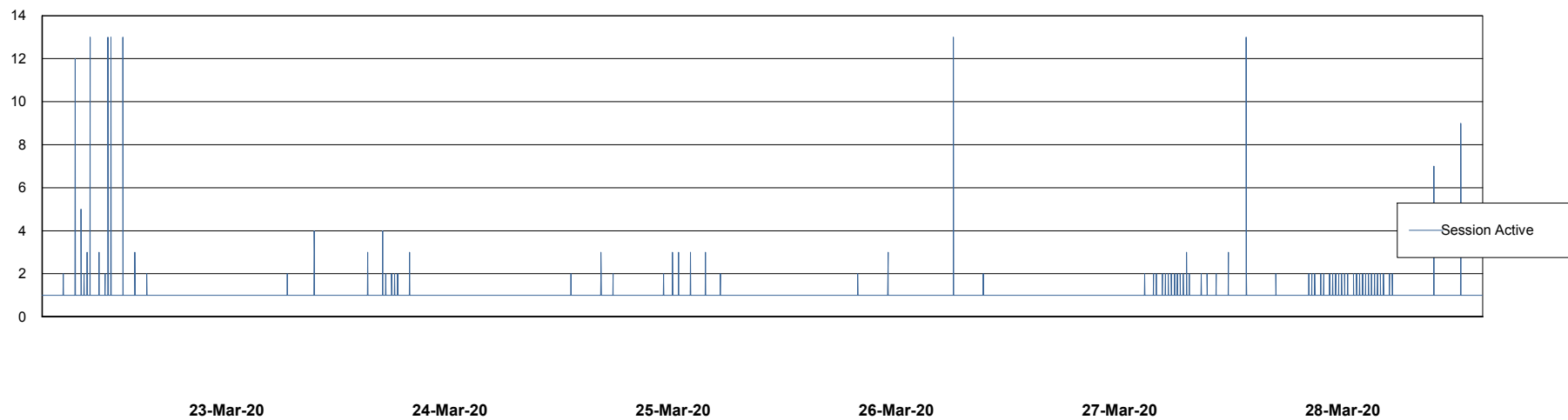
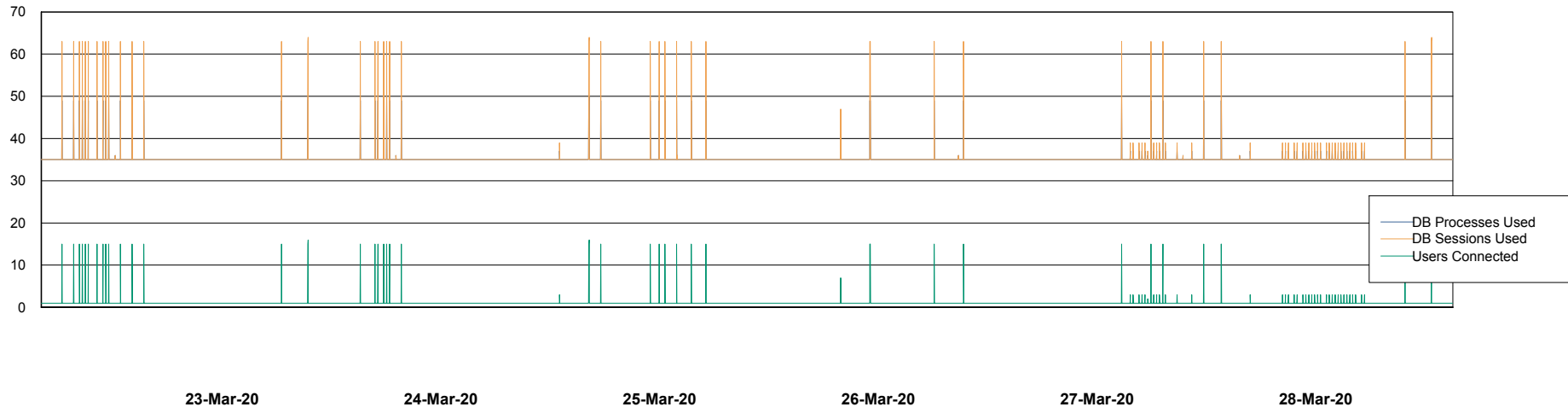
# Weekly SLA Customer Report

Customer PCO Production  
Database ID 44



## Database Performance PCODB\_Standby

DB Processes Max 350  
DB Sessions Max 552



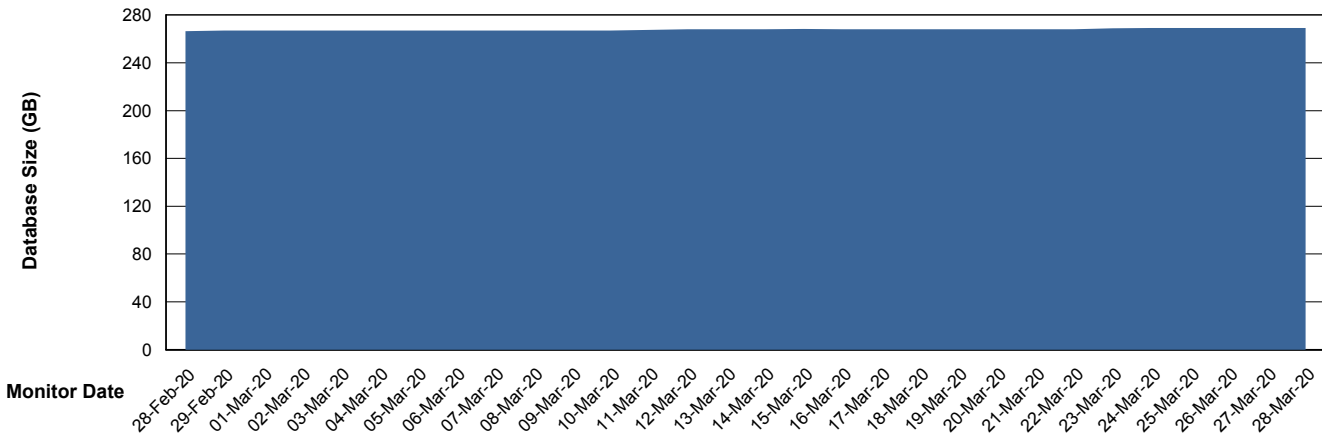
# Weekly SLA Customer Report

Customer PCO Production  
 Database ID 44



DATABASE SIZE PCODB\_Production

Database growth over last month



Database Tablespace PCODB\_Production

Date	Tablespace Name	Filesize (Gb)	Usedsize (Gb)	Percentage free
28-Mar-20	ABSDATA	150	96	36
	INDX	200	140	30
27-Mar-20	ABSDATA	150	96	36
	INDX	200	140	30
26-Mar-20	ABSDATA	150	96	36
	INDX	200	140	30
25-Mar-20	ABSDATA	150	96	36
	INDX	200	140	30
24-Mar-20	ABSDATA	150	96	36
	INDX	200	140	30
23-Mar-20	ABSDATA	150	96	36
	INDX	200	140	30
22-Mar-20	ABSDATA	150	96	36
	INDX	200	140	30

# Weekly SLA Customer Report

Customer PCO Production  
Database ID 44



Standby Database Health PCO Production

### Recovery lag for last 7 days

