

Weekly SLA Customer Report

Customer KLA_Production
 Database ID 65



Harddisk Usage KLAHQORA03

	Free disk space on c: (%)	Total disk space on c: (Gb)	Free disk space on d: (%)	Total disk space on d: (Gb)
28-Mar-20	51	150	29	150
27-Mar-20	52	150	29	150
26-Mar-20	52	150	29	150
25-Mar-20	38	150	29	150
24-Mar-20	42	150	29	150
23-Mar-20	52	150	29	150
22-Mar-20	52	150	29	150

Harddisk Usage KLA_STB

	Free disk space on c: (%)	Total disk space on c: (Gb)	Free disk space on d: (%)	Total disk space on d: (Gb)
28-Mar-20	38	150	37	200
27-Mar-20	38	150	37	200
26-Mar-20	38	150	37	200
25-Mar-20	38	150	37	200
24-Mar-20	38	150	37	200
23-Mar-20	38	150	37	200
22-Mar-20	38	150	37	200

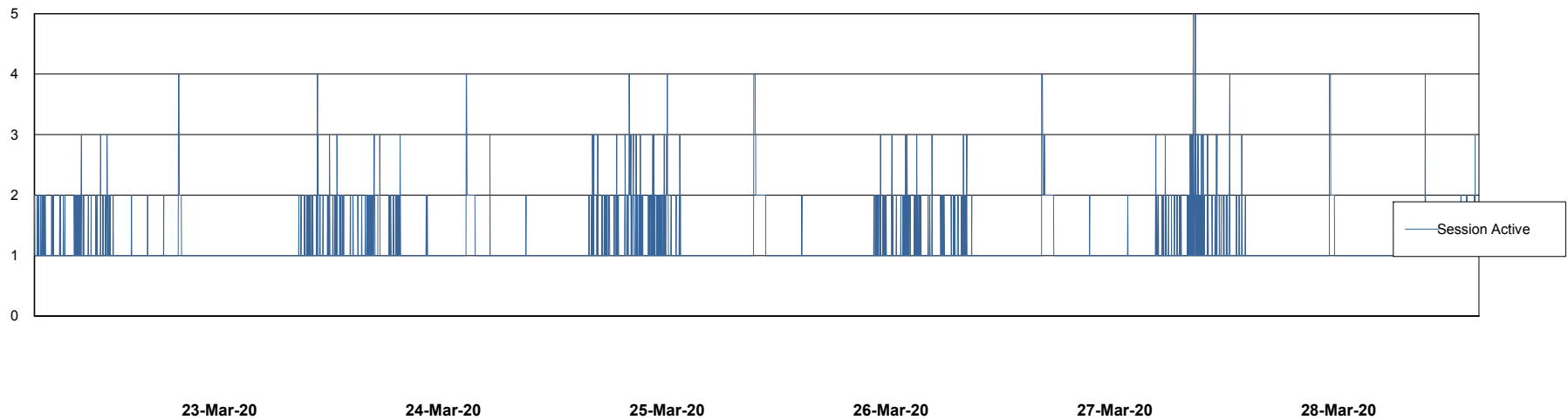
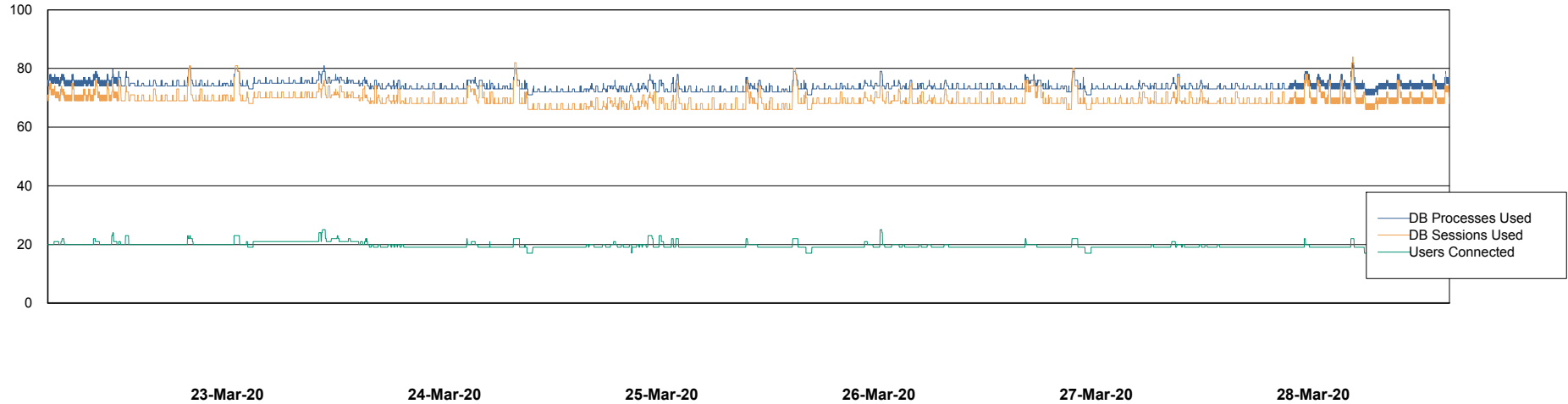
Weekly SLA Customer Report

Customer KLA_Production
Database ID 65



Database Performance KLADB_Production

DB Processes Max 500
DB Sessions Max 772



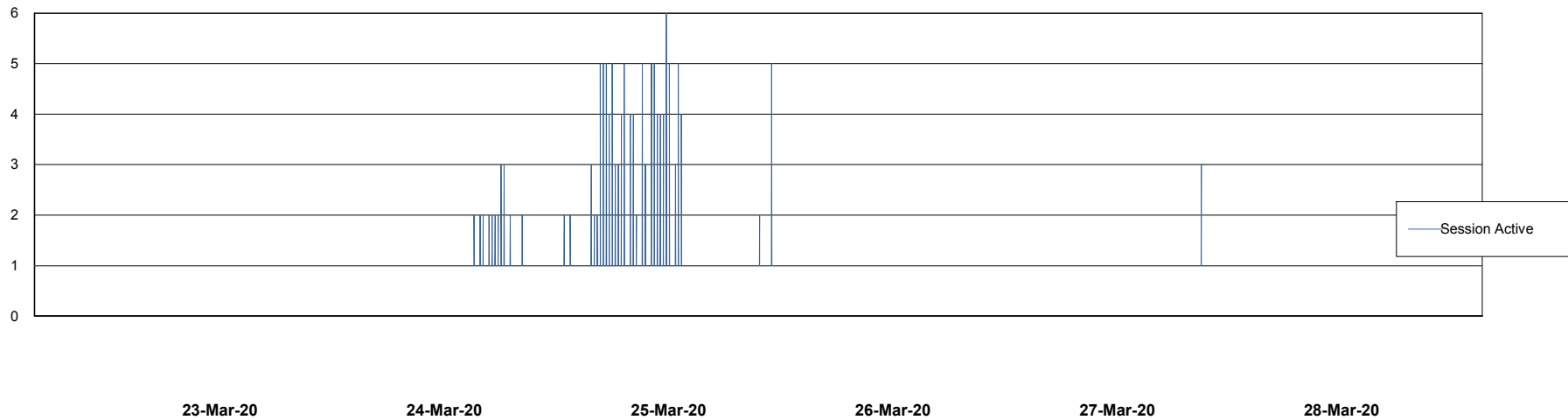
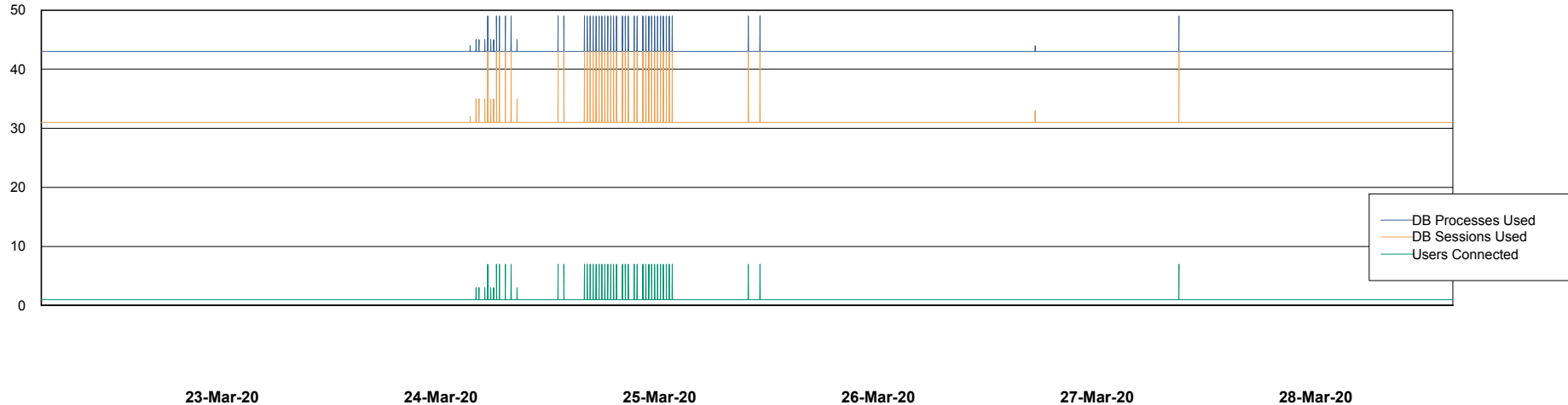
Weekly SLA Customer Report

Customer KLA_Production
Database ID 65



Database Performance KLADB_Standby

DB Processes Max 500
DB Sessions Max 772



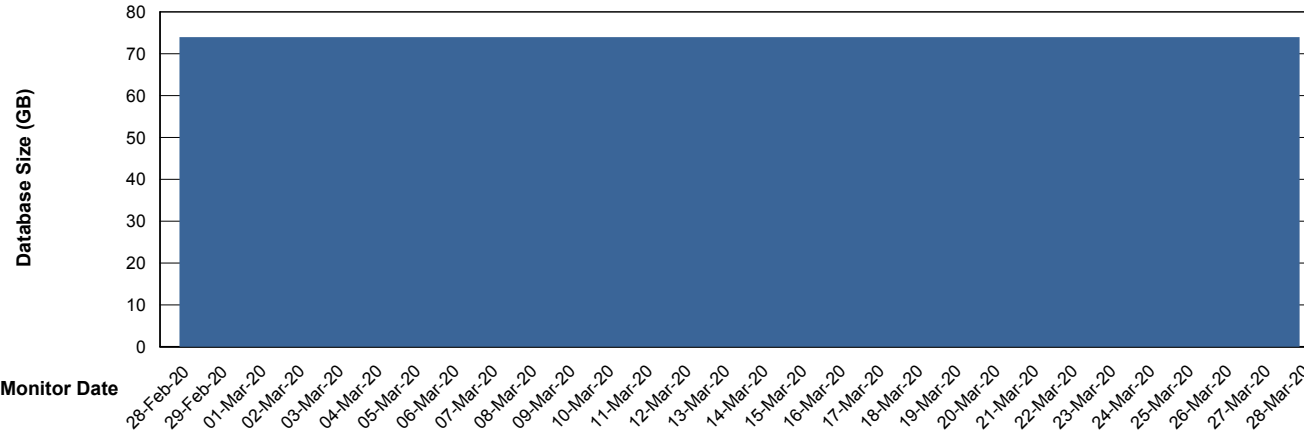
Weekly SLA Customer Report

Customer KLA_Production
 Database ID 65



DATABASE SIZE KLADB_Production

Database growth over last month



Database Tablespace KLADB_Production

Date	Tablespace Name	Filesize (Gb)	Usedsize (Gb)	Percentage free
28-Mar-20	ABSDATA	48	37	23
	INDX	45	34	24
27-Mar-20	ABSDATA	48	37	23
	INDX	45	34	24
26-Mar-20	ABSDATA	48	37	23
	INDX	45	34	24
25-Mar-20	ABSDATA	48	37	23
	INDX	45	34	24
24-Mar-20	ABSDATA	48	37	23
	INDX	45	34	24
23-Mar-20	ABSDATA	48	37	23
	INDX	45	34	24
22-Mar-20	ABSDATA	48	37	23
	INDX	45	34	24

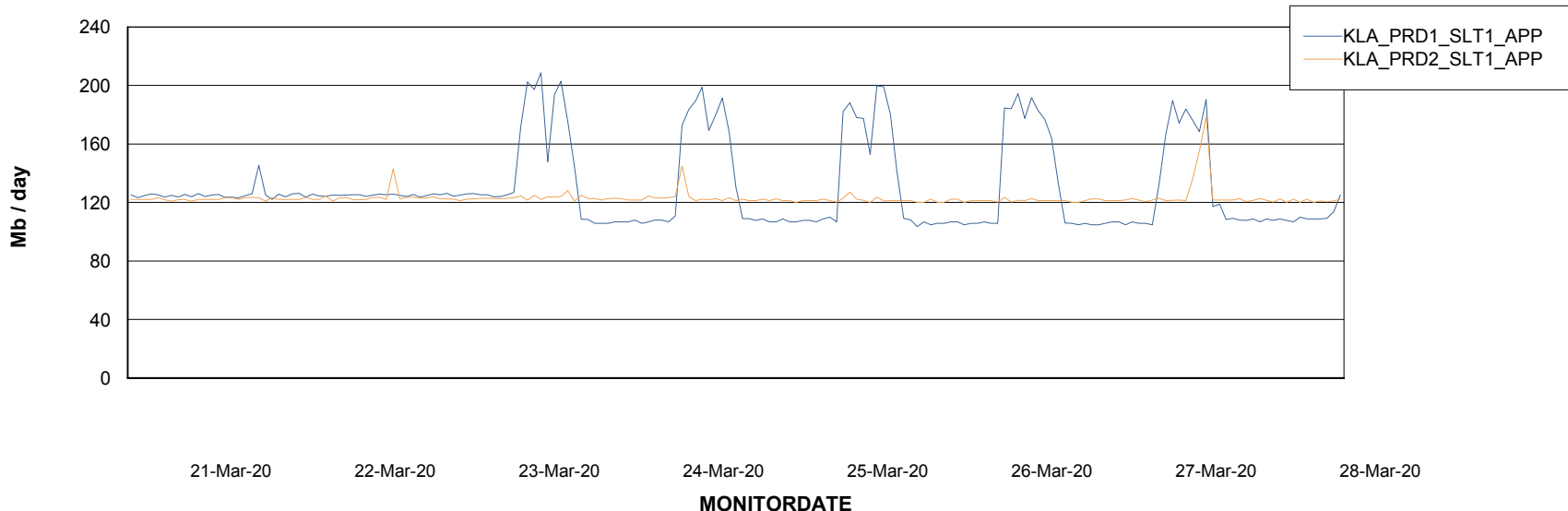
Weekly SLA Customer Report

Customer KLA_Production
Database ID 65

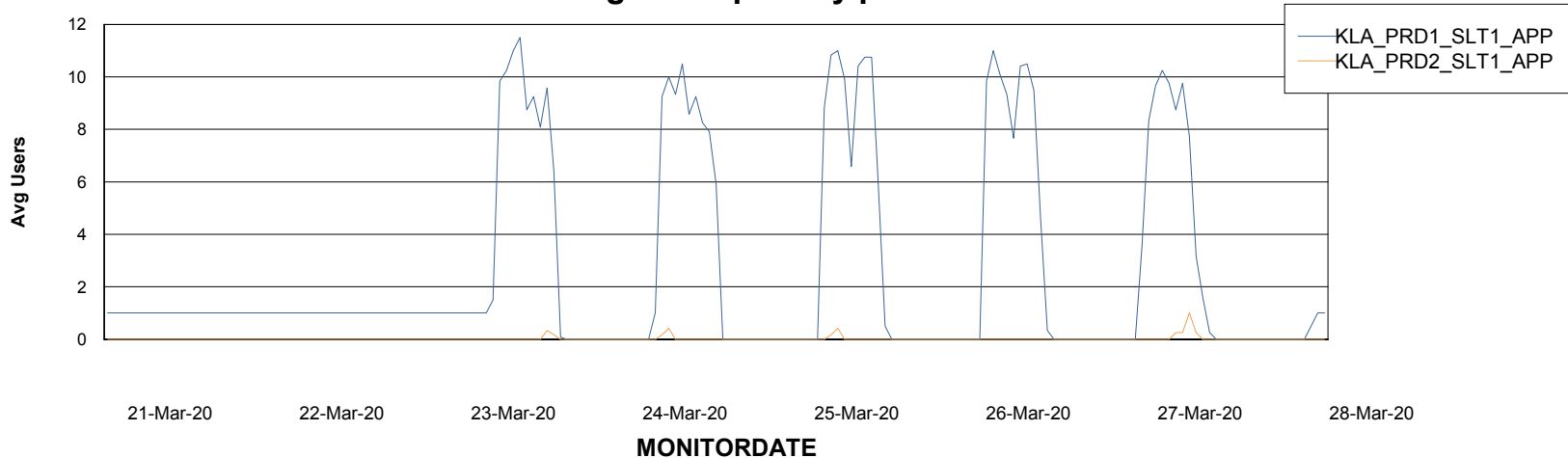


ABSSolute Application Server Services

Avg memory used per ABS Server Service



Avg users per day per ABS server



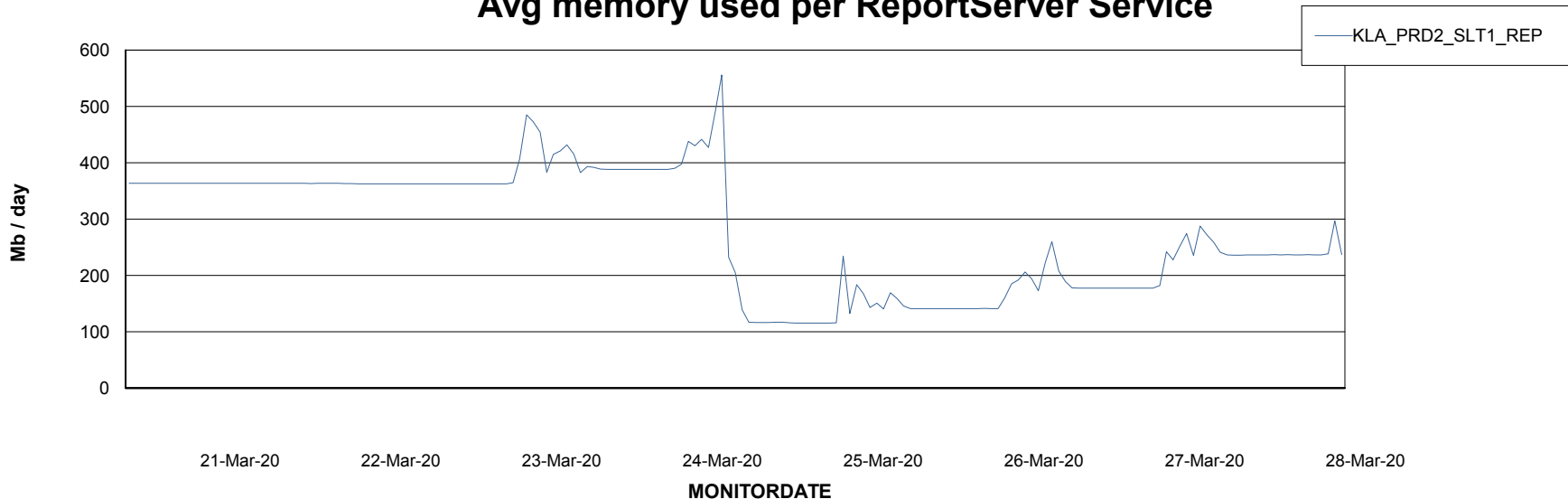
Weekly SLA Customer Report

Customer KLA_Production
Database ID 65



ABSSolute Application ReportServer Services

Avg memory used per ReportServer Service



Disaster per ABS component

