

# Weekly SLA Customer Report

Customer PHS\_Production  
Database ID 47



## Harddisk Usage PHS\_BI\_GCAB891b (new 2019)

	Free disk space on c: (%)	Total disk space on c: (Gb)	Free disk space on d: (%)	Total disk space on d: (Gb)
21-Mar-20	52	150	32	300
20-Mar-20	52	150	33	300
19-Mar-20	52	150	33	300
18-Mar-20	52	150	33	300
17-Mar-20	52	150	33	300
16-Mar-20	52	150	33	300
15-Mar-20	52	150	33	300

## Harddisk Usage PHS\_PRDWEB\_DCAB573b

	Free disk space on c: (%)	Total disk space on c: (Gb)
21-Mar-20	78	100
20-Mar-20	78	100
19-Mar-20	78	100
18-Mar-20	78	100
17-Mar-20	78	100
16-Mar-20	78	100
15-Mar-20	78	100

# Weekly SLA Customer Report

Customer PHS\_Production  
Database ID 47



Harddisk Usage PHS\_PRD\_GCAB574b

	Free disk space on c: (%)	Total disk space on c: (Gb)	Free disk space on d: (%)	Total disk space on d: (Gb)	Free disk space on f: (%)	Total disk space on f: (Gb)
21-Mar-20	54	150	28	400	25	200
20-Mar-20	54	150	28	400	27	200
19-Mar-20	55	150	28	400	28	200
18-Mar-20	55	150	28	400	29	200
17-Mar-20	55	150	28	400	31	200
16-Mar-20	55	150	28	400	33	200
15-Mar-20	55	150	28	400	36	200

Harddisk Usage PHS\_PRD\_GCAB576b

	Free disk space on c: (%)	Total disk space on c: (Gb)	Free disk space on d: (%)	Total disk space on d: (Gb)	Free disk space on f: (%)	Total disk space on f: (Gb)
21-Mar-20	70	150	31	400	48	100
20-Mar-20	70	150	31	400	48	100
19-Mar-20	70	150	31	400	49	100
18-Mar-20	70	150	31	400	51	100
17-Mar-20	70	150	31	400	52	100
16-Mar-20	70	150	31	400	55	100
15-Mar-20	70	150	31	400	60	100

## Weekly SLA Customer Report

Customer PHS\_Production  
Database ID 47



Harddisk Usage PHS\_TST\_GCAB575b

	Free disk space on c: (%)	Total disk space on c: (Gb)	Free disk space on d: (%)	Total disk space on d: (Gb)
21-Mar-20	18	50	17	300
20-Mar-20	18	50	17	300
19-Mar-20	18	50	17	300
18-Mar-20	18	50	17	300
17-Mar-20	18	50	17	300
16-Mar-20	18	50	17	300
15-Mar-20	18	50	17	300

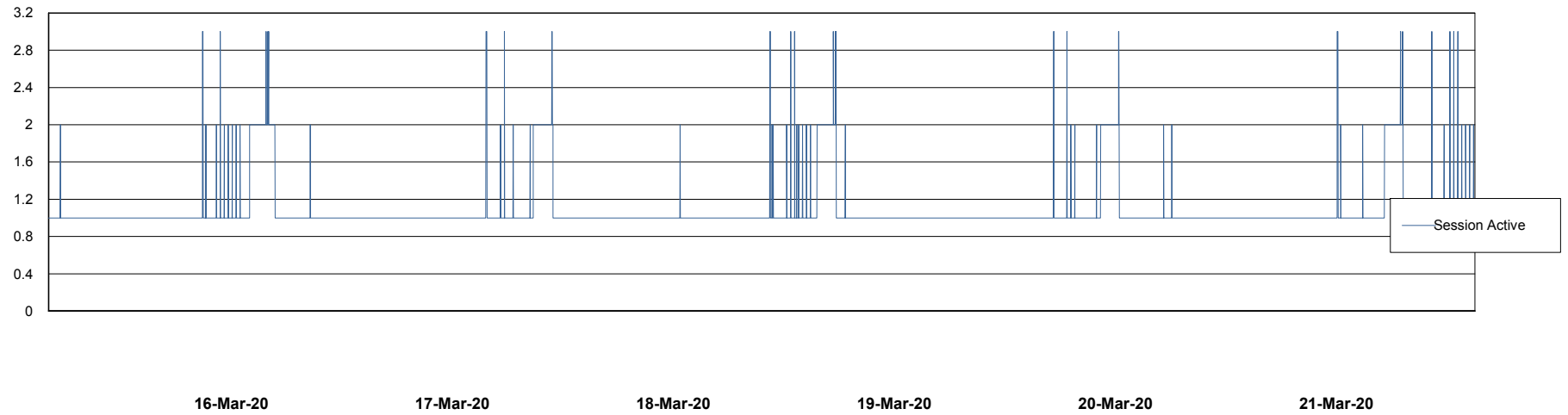
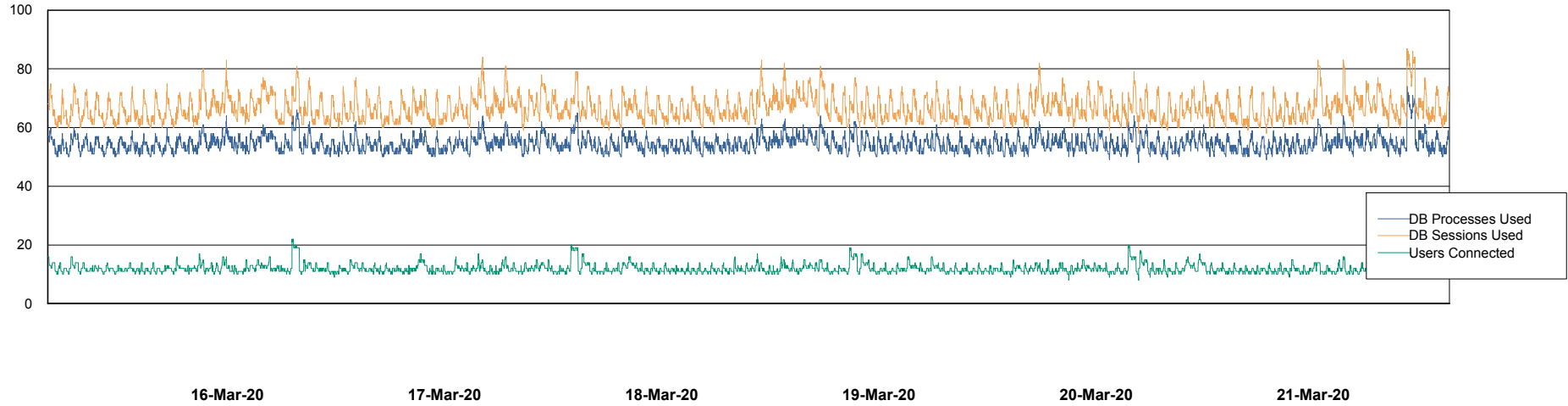
# Weekly SLA Customer Report

Customer PHS\_Production  
Database ID 47



## Database Performance PHS\_BI\_DB (new 2019)

DB Processes Max 500  
DB Sessions Max 772



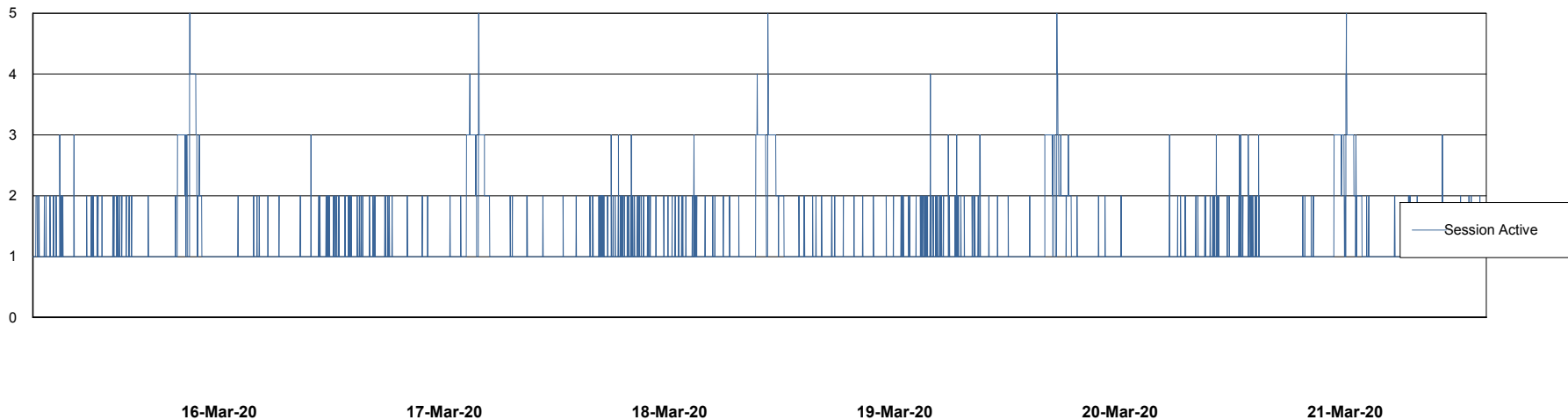
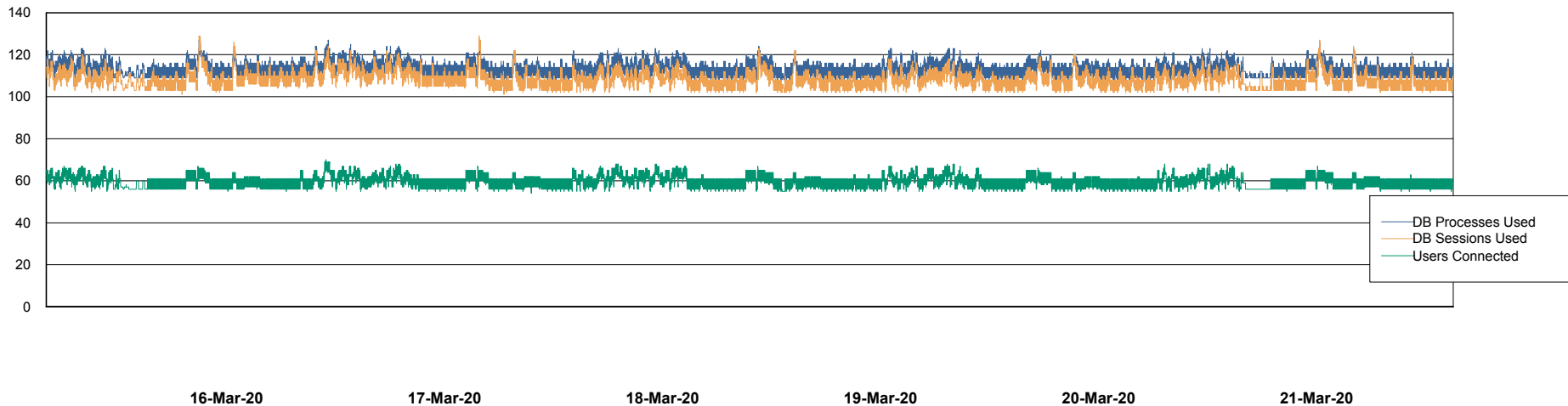
# Weekly SLA Customer Report

Customer PHS\_Production  
Database ID 47



## Database Performance PHSDB\_Production

DB Processes Max 500  
DB Sessions Max 772



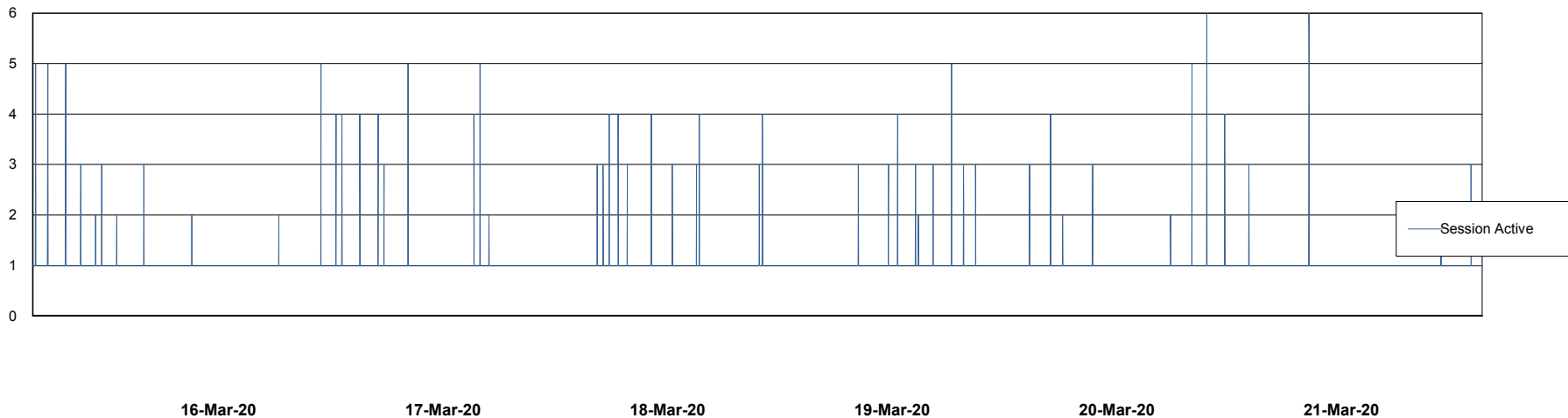
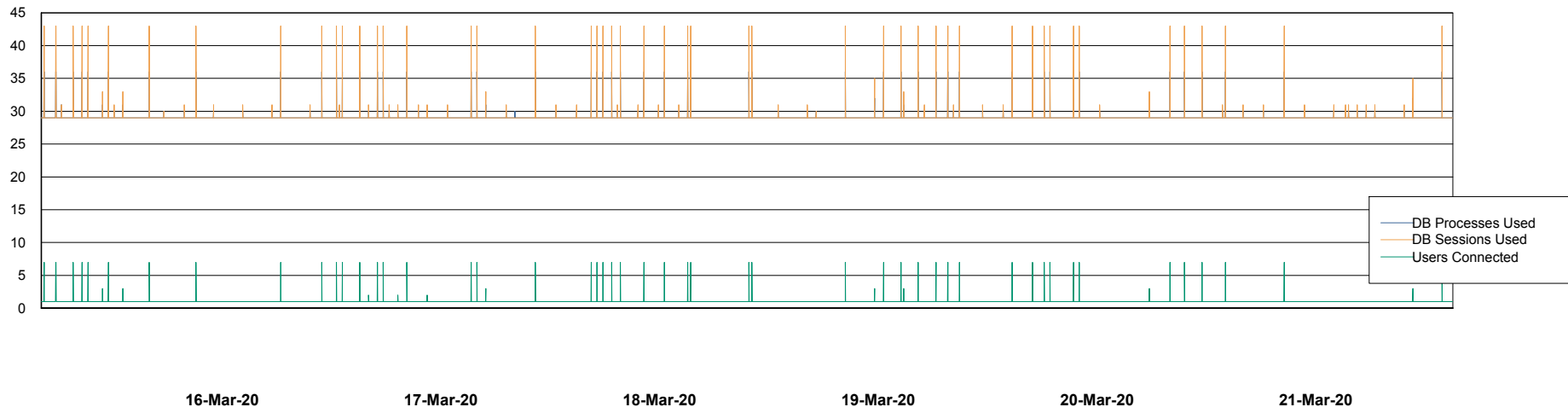
# Weekly SLA Customer Report

Customer PHS\_Production  
Database ID 47



## Database Performance PHSDB\_Standby

DB Processes Max 500  
DB Sessions Max 772



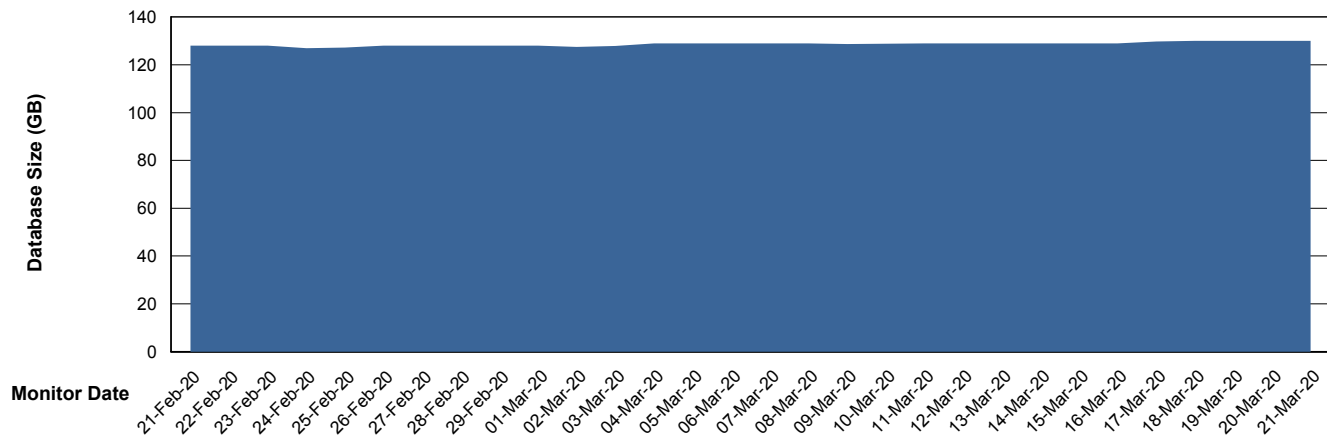
# Weekly SLA Customer Report

Customer PHS\_Production  
 Database ID 47



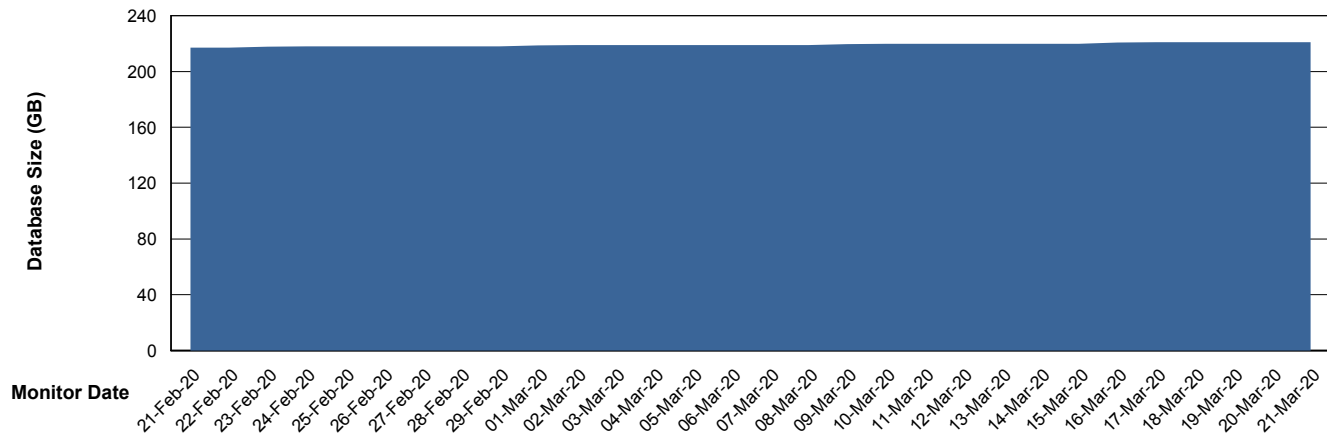
DATABASE SIZE PHS\_BI\_DB (new 2019)

### Database growth over last month



DATABASE SIZE PHSDB\_Production

### Database growth over last month



# Weekly SLA Customer Report

Customer PHS\_Production  
Database ID 47



Database Tablespace PHS\_BI\_DB (new 2019)

Date	Tablespace Name	Filesize (Gb)	Usedsize (Gb)	Percentage free
21-Mar-20	ABSDATA	77	62	19
	INDX	80	65	19
20-Mar-20	ABSDATA	77	62	19
	INDX	80	65	19
19-Mar-20	ABSDATA	77	62	19
	INDX	80	65	19
18-Mar-20	ABSDATA	77	62	19
	INDX	80	65	19
17-Mar-20	ABSDATA	77	62	19
	INDX	80	65	19
16-Mar-20	ABSDATA	77	62	19
	INDX	80	65	19
15-Mar-20	ABSDATA	77	62	19
	INDX	80	65	19

# Weekly SLA Customer Report

Customer PHS\_Production  
 Database ID 47



Database Tablespace PHSDB\_Production

Date	Tablespace Name	Filesize (Gb)	Usedsize (Gb)	Percentage free
21-Mar-20	ABSDATA	250	207	17
	INDX	14	11	21
20-Mar-20	ABSDATA	250	207	17
	INDX	14	11	21
19-Mar-20	ABSDATA	250	207	17
	INDX	14	11	21
18-Mar-20	ABSDATA	250	207	17
	INDX	14	11	21
17-Mar-20	ABSDATA	250	207	17
	INDX	14	11	21
16-Mar-20	ABSDATA	250	207	17
	INDX	14	11	21
15-Mar-20	ABSDATA	250	207	17
	INDX	14	11	21

BI Status and last ETL error for PHS\_BI\_DB (new 2019)

	Sun 15/3/2020	Mon 16/3/2020	Tue 17/3/2020	Wed 18/3/2020	Thu 19/3/2020	Fri 20/3/2020	Sat 21/3/2020
<b>ABS DataWarehouse ETL Health</b>	OK	OK	OK	OK	OK	OK	OK
<b>ABS DWHStaging ETL Health</b>	OK	OK	OK	OK	OK	OK	OK

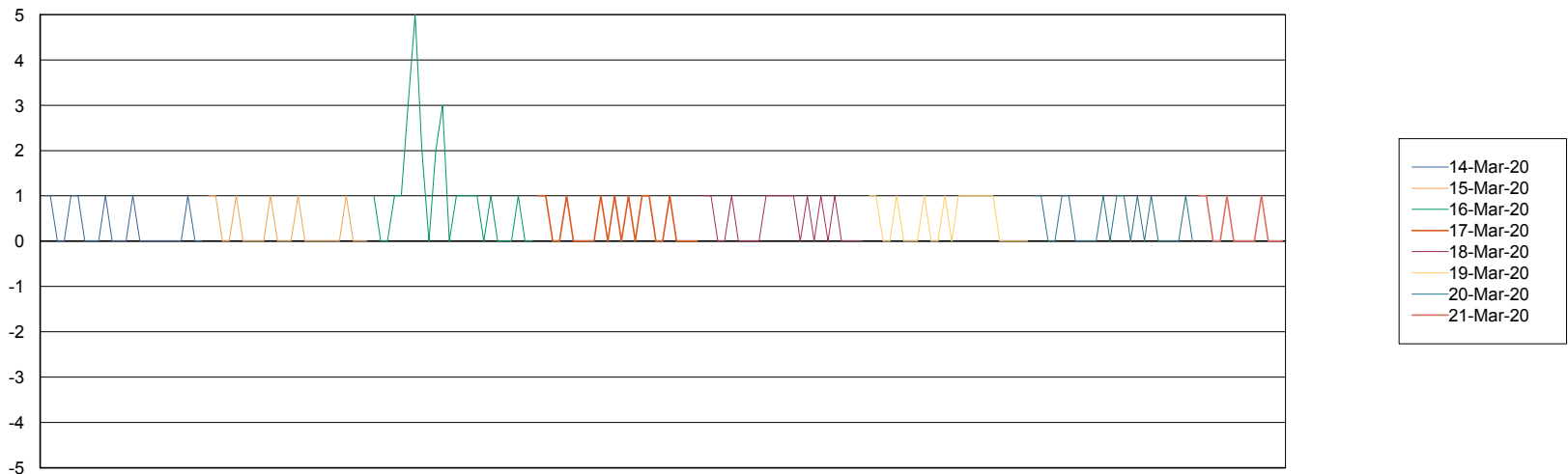
# Weekly SLA Customer Report

Customer PHS\_Production  
Database ID 47



Standby Database Health PHS\_Production

### Recovery lag for last 7 days



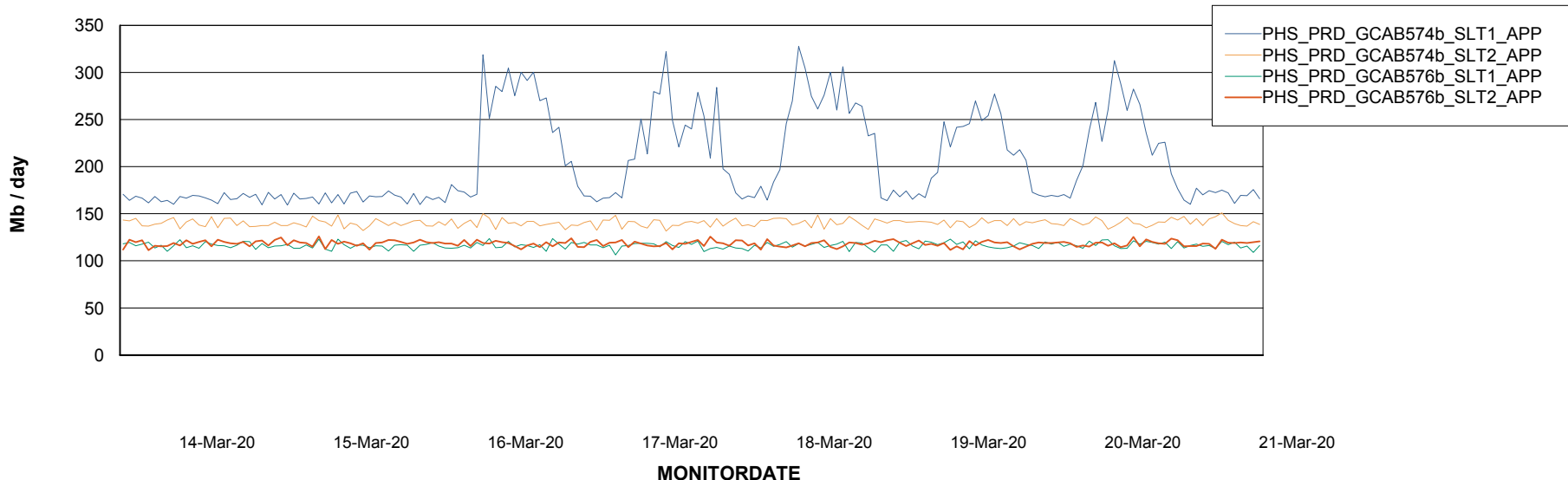
# Weekly SLA Customer Report

Customer PHS\_Production  
Database ID 47

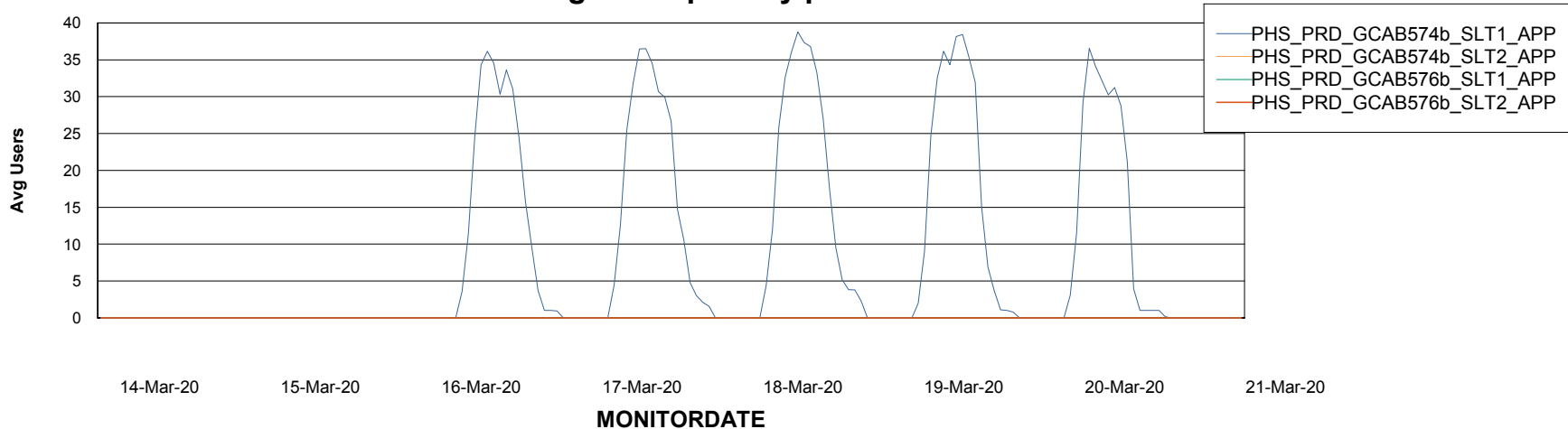


## ABSSolute Application Server Services

### Avg memory used per ABS Server Service



### Avg users per day per ABS server



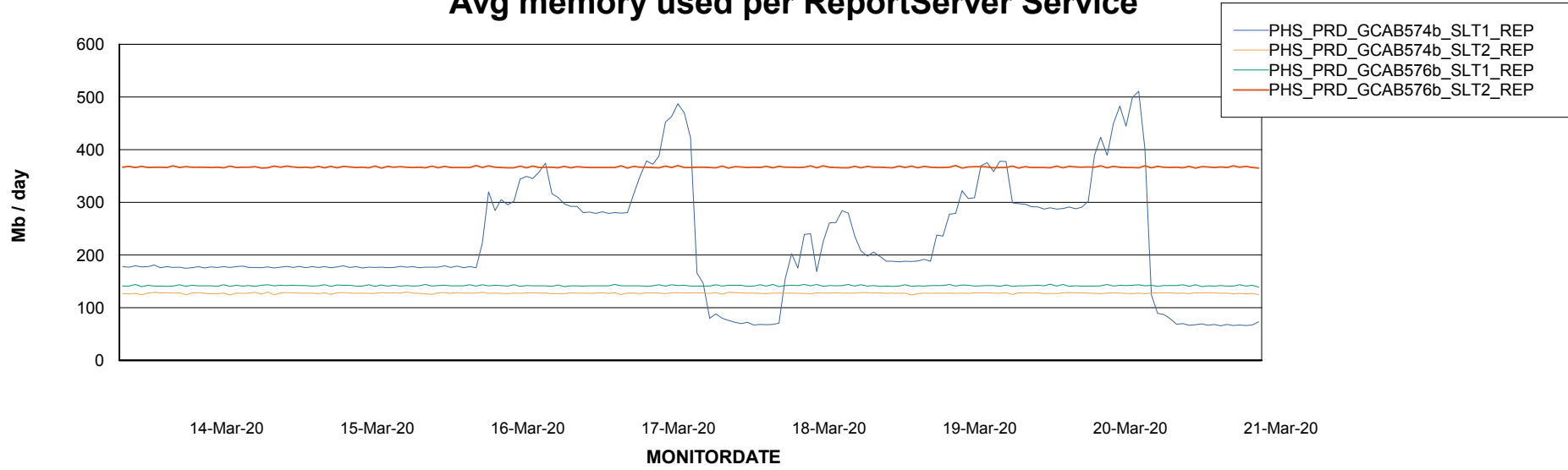
# Weekly SLA Customer Report

Customer PHS\_Production  
Database ID 47



## ABSSolute Application ReportServer Services

### Avg memory used per ReportServer Service



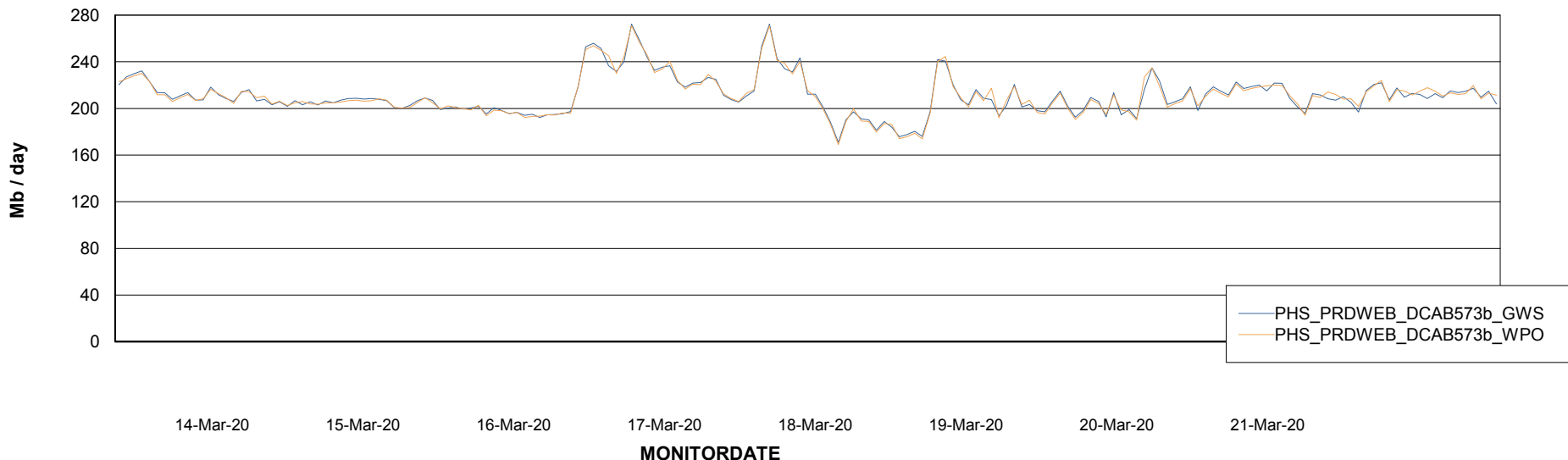
# Weekly SLA Customer Report

Customer PHS\_Production  
Database ID 47



## ABSolute Web Component Services

### Avg memory used per ABS Web component



# Weekly SLA Customer Report

Customer PHS\_Production  
Database ID 47



## Disaster per ABS component

