

# Weekly SLA Customer Report

Customer PCO Production  
Database ID 44



## Harddisk Usage PCO\_PRD\_ORACLE1

	Free disk space on c: (%)	Total disk space on c: (Gb)	Free disk space on d: (%)	Total disk space on d: (Gb)
21-Mar-20	78	447	56	1,676
20-Mar-20	78	447	56	1,676
19-Mar-20	78	447	56	1,676
18-Mar-20	78	447	56	1,676
17-Mar-20	78	447	56	1,676
16-Mar-20	78	447	56	1,676
15-Mar-20	78	447	56	1,676

## Harddisk Usage PCO\_PRD\_ORACLE2

	Free disk space on c: (%)	Total disk space on c: (Gb)	Free disk space on d: (%)	Total disk space on d: (Gb)
21-Mar-20	74	279	46	838
20-Mar-20	74	279	46	838
19-Mar-20	74	279	46	838
18-Mar-20	74	279	46	838
17-Mar-20	74	279	46	838
16-Mar-20	74	279	46	838
15-Mar-20	74	279	47	838

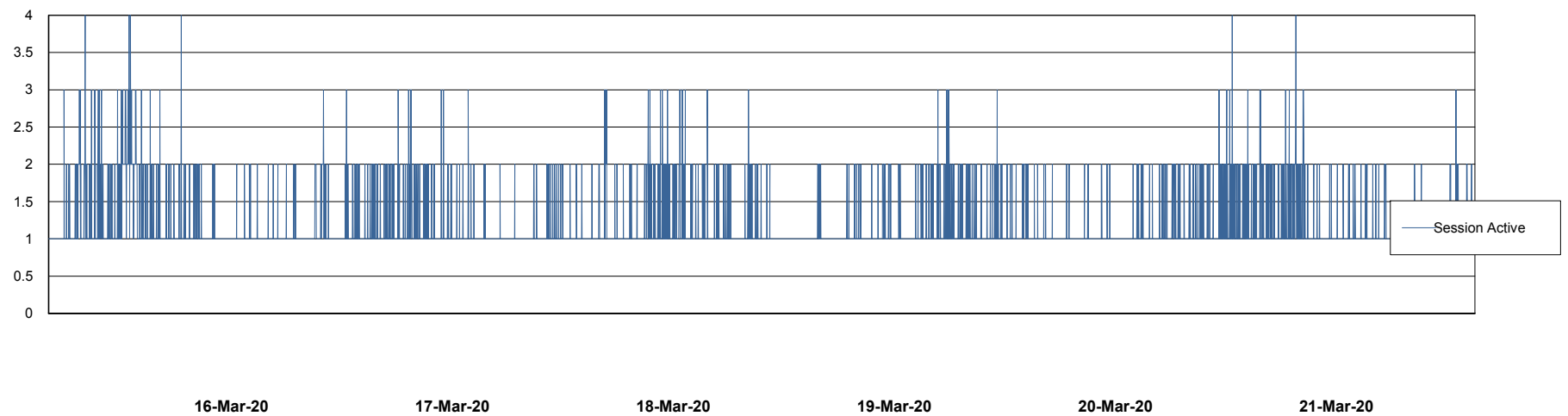
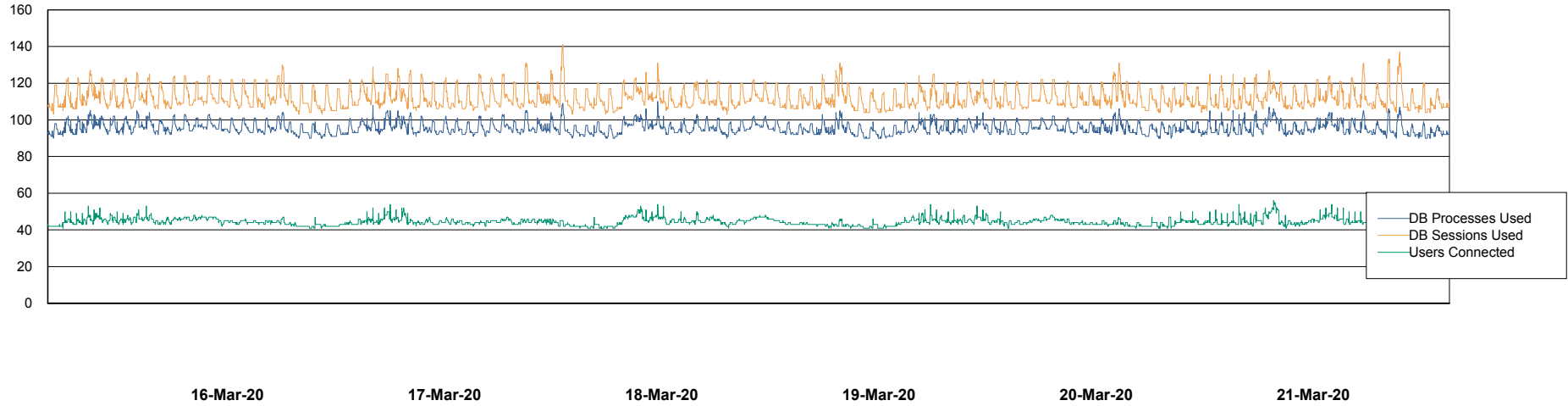
# Weekly SLA Customer Report

Customer PCO Production  
Database ID 44



## Database Performance PCODB\_Production

DB Processes Max 350  
DB Sessions Max 560



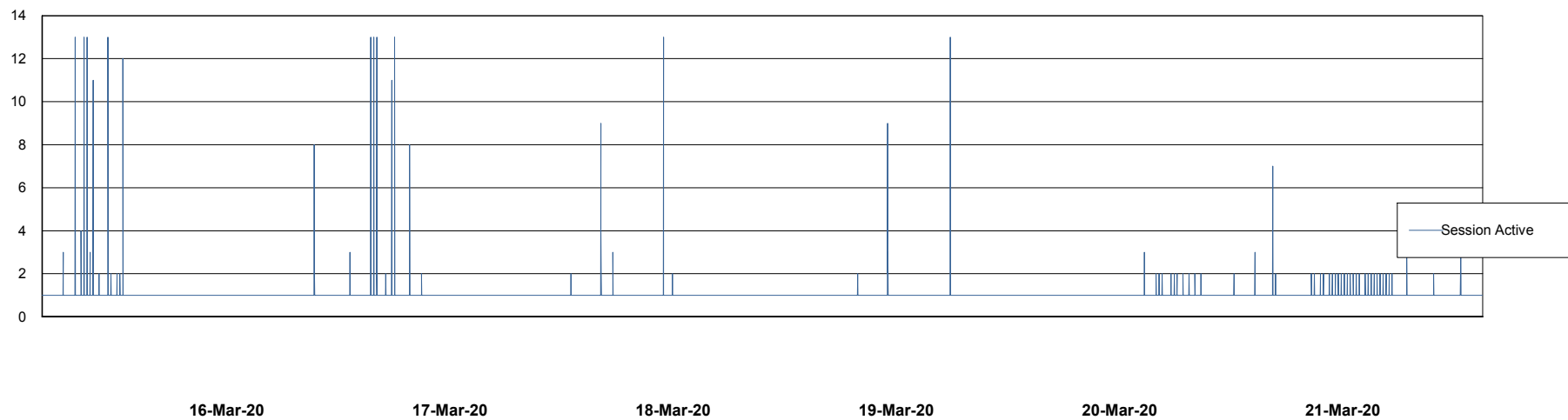
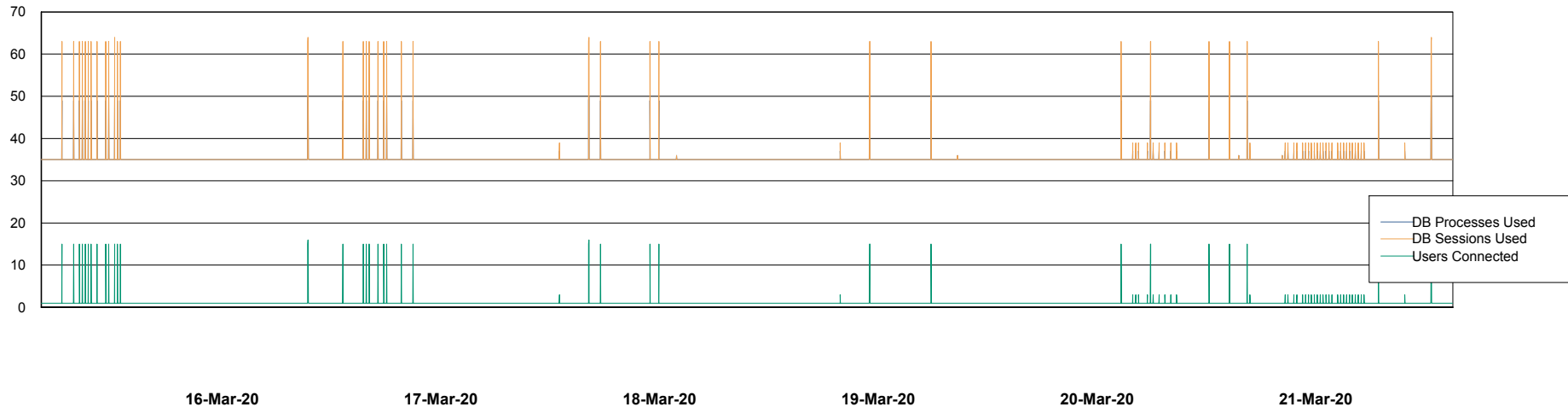
# Weekly SLA Customer Report

Customer PCO Production  
Database ID 44



## Database Performance PCODB\_Standby

DB Processes Max 350  
DB Sessions Max 552



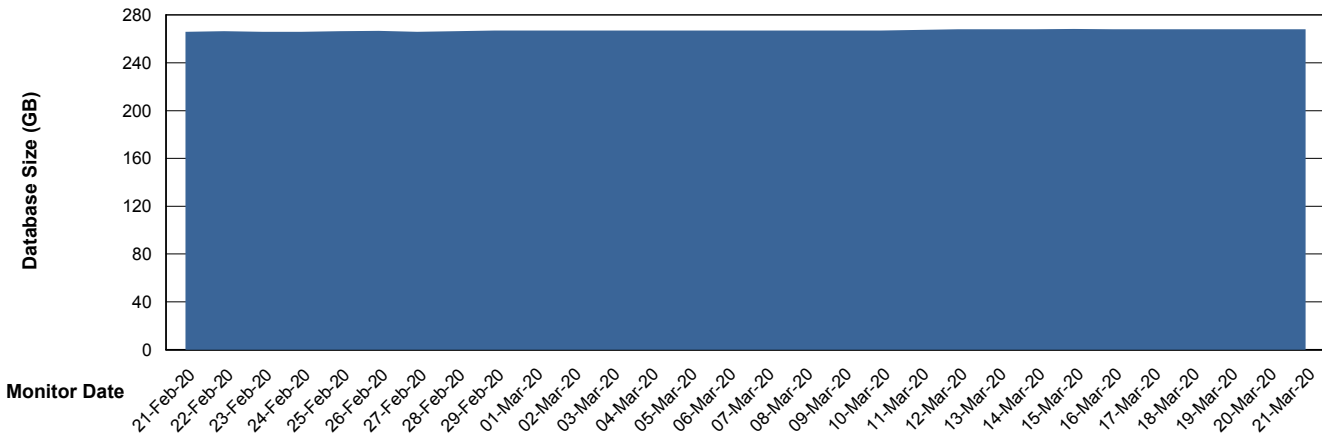
# Weekly SLA Customer Report

Customer PCO Production  
 Database ID 44



DATABASE SIZE PCODB\_Production

Database growth over last month



Database Tablespace PCODB\_Production

Date	Tablespace Name	Filesize (Gb)	Usedsize (Gb)	Percentage free
21-Mar-20	ABSDATA	150	96	36
	INDX	200	140	30
20-Mar-20	ABSDATA	150	96	36
	INDX	200	140	30
19-Mar-20	ABSDATA	150	96	36
	INDX	200	140	30
18-Mar-20	ABSDATA	150	96	36
	INDX	200	140	30
17-Mar-20	ABSDATA	150	96	36
	INDX	200	139	31
16-Mar-20	ABSDATA	150	96	36
	INDX	200	139	31
15-Mar-20	ABSDATA	150	96	36
	INDX	200	139	31

# Weekly SLA Customer Report

Customer PCO Production  
Database ID 44



Standby Database Health PCO Production

### Recovery lag for last 7 days

