

# Weekly SLA Customer Report

Customer SPI\_Production  
Database ID 49



## Harddisk Usage SPI\_PRD\_ORACLE1

	Free disk space on c: (%)	Total disk space on c: (Gb)	Total disk space on d: (Gb)
14-Mar-20	35	79	100
13-Mar-20	35	79	100
12-Mar-20	35	79	100
11-Mar-20	34	79	100
10-Mar-20	36	79	100
09-Mar-20	37	79	100
08-Mar-20	37	79	100

## Harddisk Usage SPI\_Webserver

	Free disk space on c: (%)	Total disk space on c: (Gb)	Free disk space on d: (%)	Total disk space on d: (Gb)
14-Mar-20	55	79	51	100
13-Mar-20	56	79	52	100
12-Mar-20	55	79	52	100
11-Mar-20	56	79	53	100
10-Mar-20	56	79	54	100
09-Mar-20	56	79	55	100
08-Mar-20	56	79	55	100

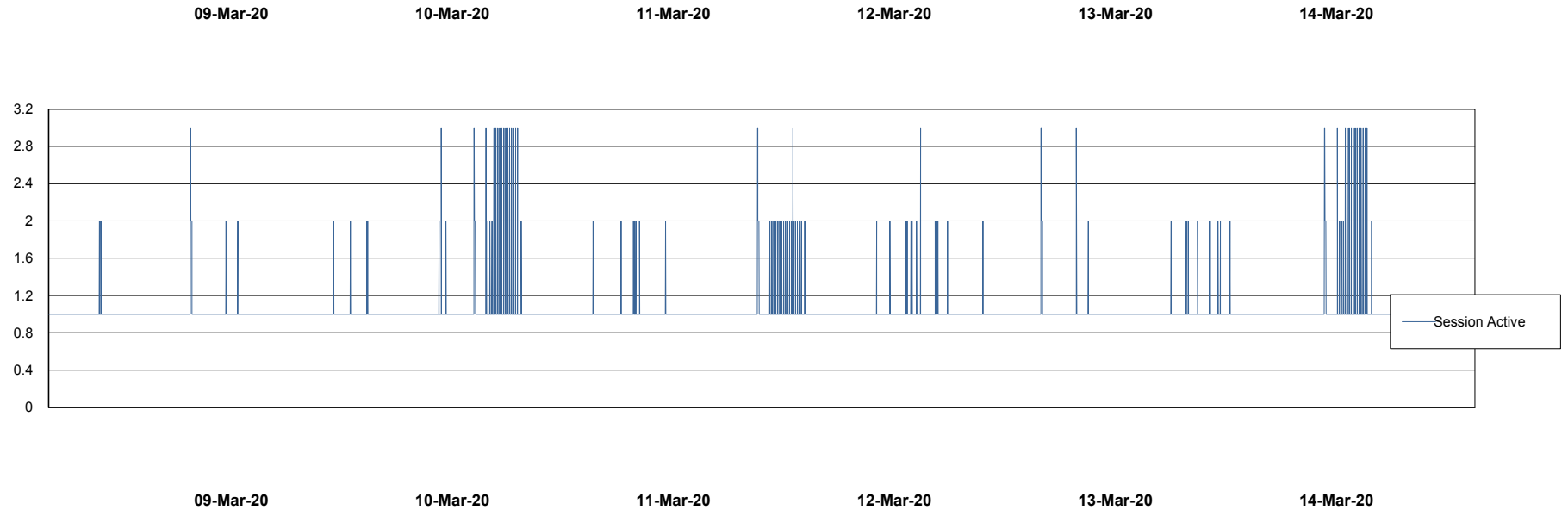
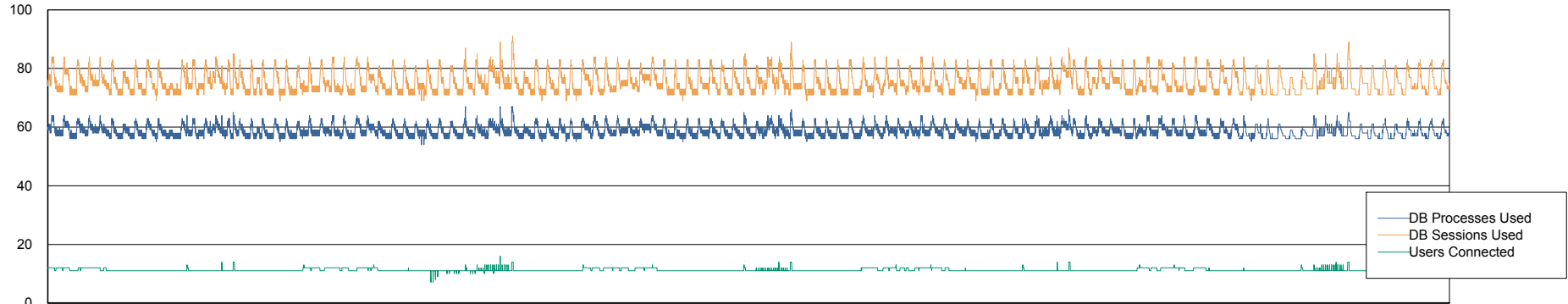
# Weekly SLA Customer Report

Customer SPI\_Production  
Database ID 49



## Database Performance SPIDB\_Production

DB Processes Max 500  
DB Sessions Max 772



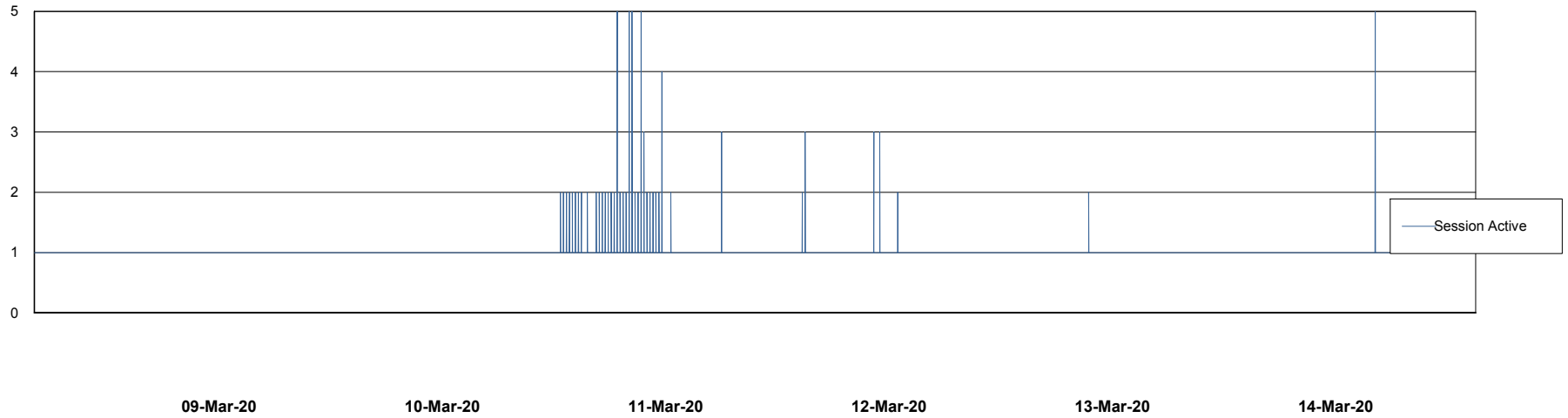
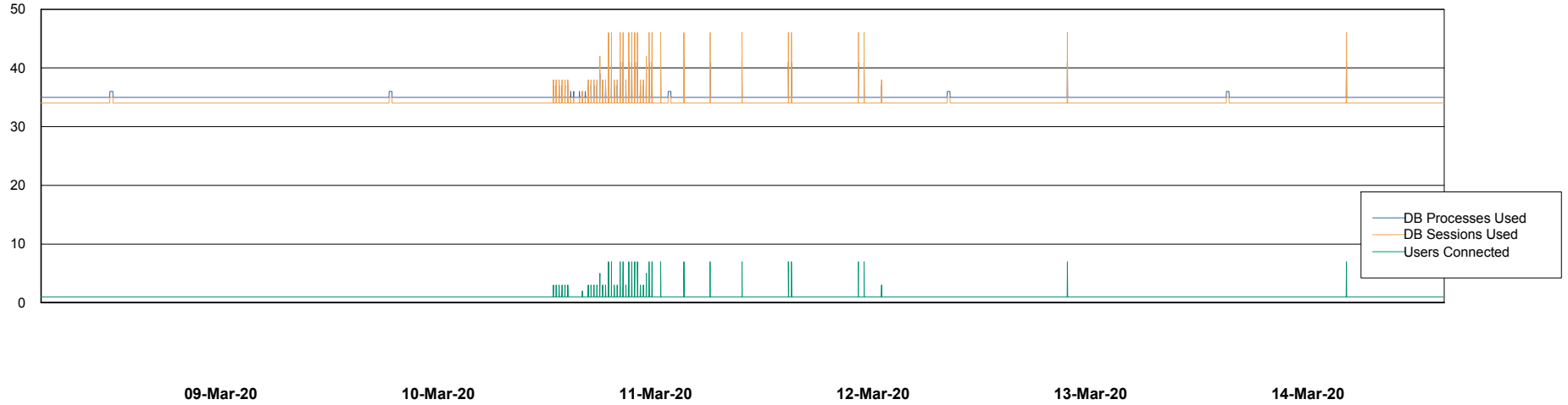
# Weekly SLA Customer Report

Customer SPI\_Production  
Database ID 49



## Database Performance SPIDB\_Standby

DB Processes Max 500  
DB Sessions Max 772



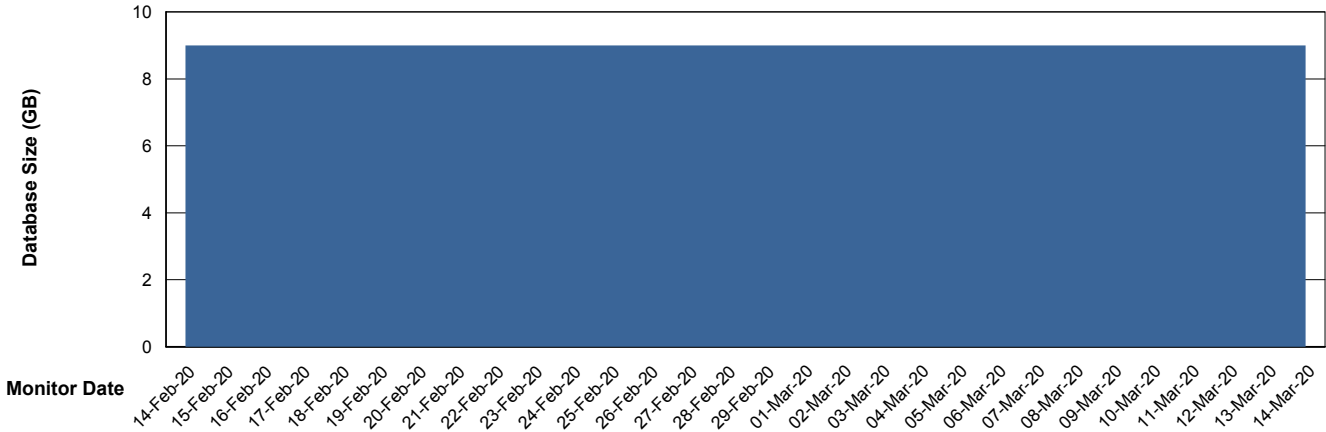
# Weekly SLA Customer Report

Customer SPI\_Production  
 Database ID 49



DATABASE SIZE SPIDB\_Production

Database growth over last month



Database Tablespace SPIDB\_Production

Date	Tablespace Name	Filesize (Gb)	Usedsize (Gb)	Percentage free
14-Mar-20	ABSDATA	4	1	75
	INDX	8	4	50
13-Mar-20	ABSDATA	4	1	75
	INDX	8	4	50
12-Mar-20	ABSDATA	4	1	75
	INDX	8	4	50
11-Mar-20	ABSDATA	4	1	75
	INDX	8	4	50
10-Mar-20	ABSDATA	4	0	100
	INDX	8	4	50
09-Mar-20	ABSDATA	4	0	100
	INDX	8	4	50
08-Mar-20	ABSDATA	4	0	100
	INDX	8	4	50