

# Weekly SLA Customer Report

Customer PHS\_Production  
Database ID 47



## Harddisk Usage PHS\_BI\_GCAB891b (new 2019)

	Free disk space on c: (%)	Total disk space on c: (Gb)	Free disk space on d: (%)	Total disk space on d: (Gb)
14-Mar-20	52	150	32	300
13-Mar-20	52	150	33	300
12-Mar-20	52	150	33	300
11-Mar-20	52	150	33	300
10-Mar-20	52	150	33	300
09-Mar-20	52	150	33	300
08-Mar-20	52	150	33	300

## Harddisk Usage PHS\_PRDWEB\_DCAB573b

	Free disk space on c: (%)	Total disk space on c: (Gb)
14-Mar-20	78	100
13-Mar-20	77	100
12-Mar-20	78	100
11-Mar-20	78	100
10-Mar-20	78	100
09-Mar-20	78	100
08-Mar-20	78	100

# Weekly SLA Customer Report

Customer PHS\_Production  
Database ID 47



Harddisk Usage PHS\_PRD\_GCAB574b

	Free disk space on c: (%)	Total disk space on c: (Gb)	Free disk space on d: (%)	Total disk space on d: (Gb)	Free disk space on f: (%)	Total disk space on f: (Gb)
14-Mar-20	55	150	28	400	35	200
13-Mar-20	55	150	28	400	37	200
12-Mar-20	55	150	28	400	38	200
11-Mar-20	55	150	28	400	38	200
10-Mar-20	55	150	28	400	40	200
09-Mar-20	55	150	28	400	37	200
08-Mar-20	55	150	28	400	38	200

Harddisk Usage PHS\_PRD\_GCAB576b

	Free disk space on c: (%)	Total disk space on c: (Gb)	Free disk space on d: (%)	Total disk space on d: (Gb)	Free disk space on f: (%)	Total disk space on f: (Gb)
14-Mar-20	70	150	31	400	60	100
13-Mar-20	70	150	31	400	61	100
12-Mar-20	70	150	31	400	62	100
11-Mar-20	70	150	31	400	63	100
10-Mar-20	70	150	31	400	64	100
09-Mar-20	70	150	31	400	67	100
08-Mar-20	70	150	31	400	72	100

# Weekly SLA Customer Report

Customer PHS\_Production  
Database ID 47



Harddisk Usage PHS\_TST\_GCAB575b

	Free disk space on c: (%)	Total disk space on c: (Gb)	Free disk space on d: (%)	Total disk space on d: (Gb)
14-Mar-20	18	50	17	300
13-Mar-20	18	50	17	300
12-Mar-20	18	50	17	300
11-Mar-20	18	50	17	300
10-Mar-20	18	50	17	300
09-Mar-20	17	50	17	300
08-Mar-20	17	50	17	300

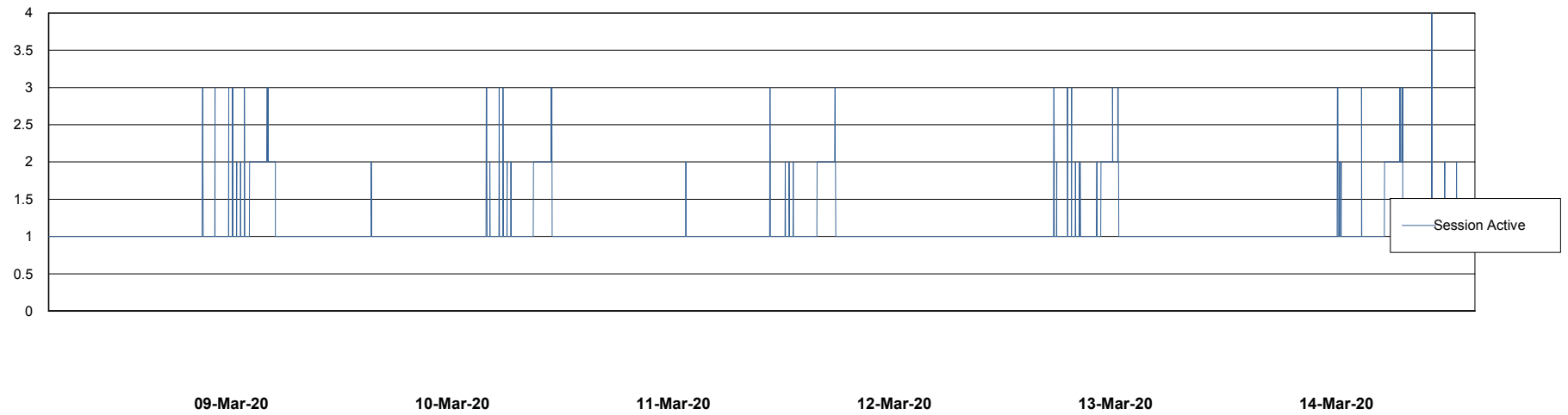
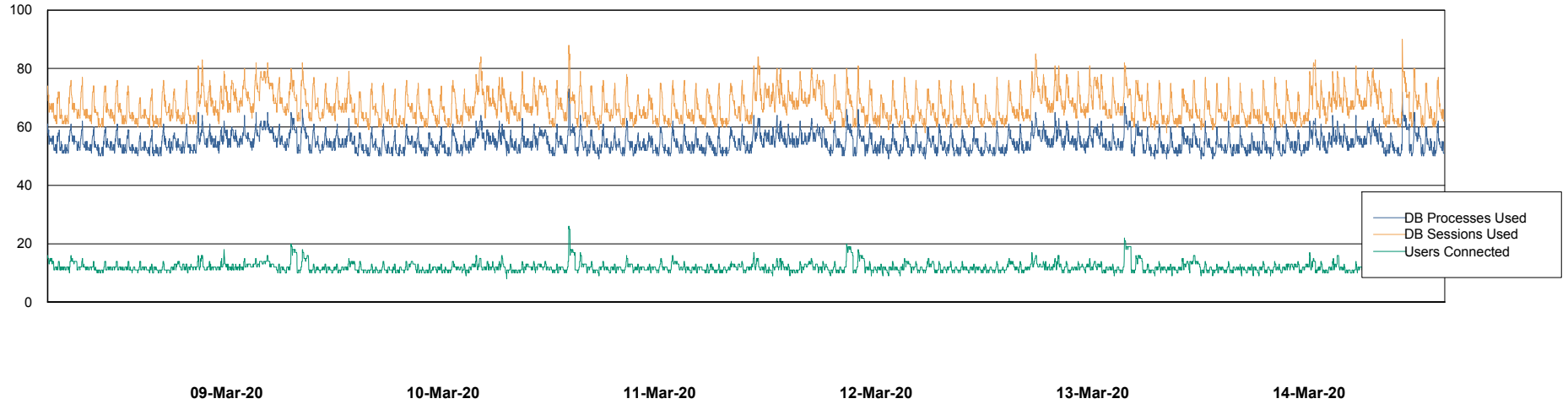
# Weekly SLA Customer Report

Customer PHS\_Production  
Database ID 47



## Database Performance PHS\_BI\_DB (new 2019)

DB Processes Max 500  
DB Sessions Max 772



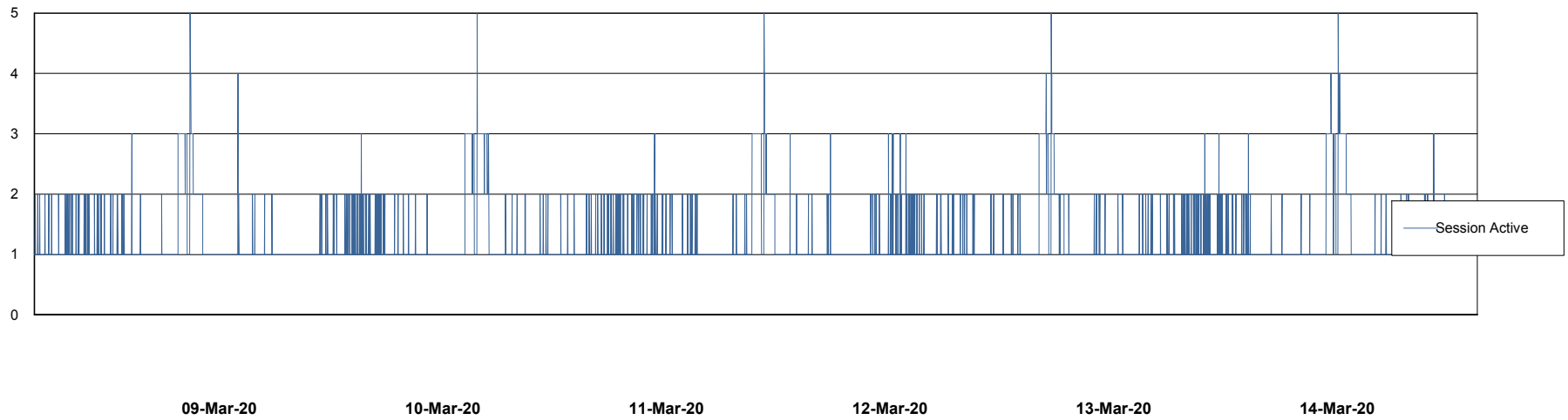
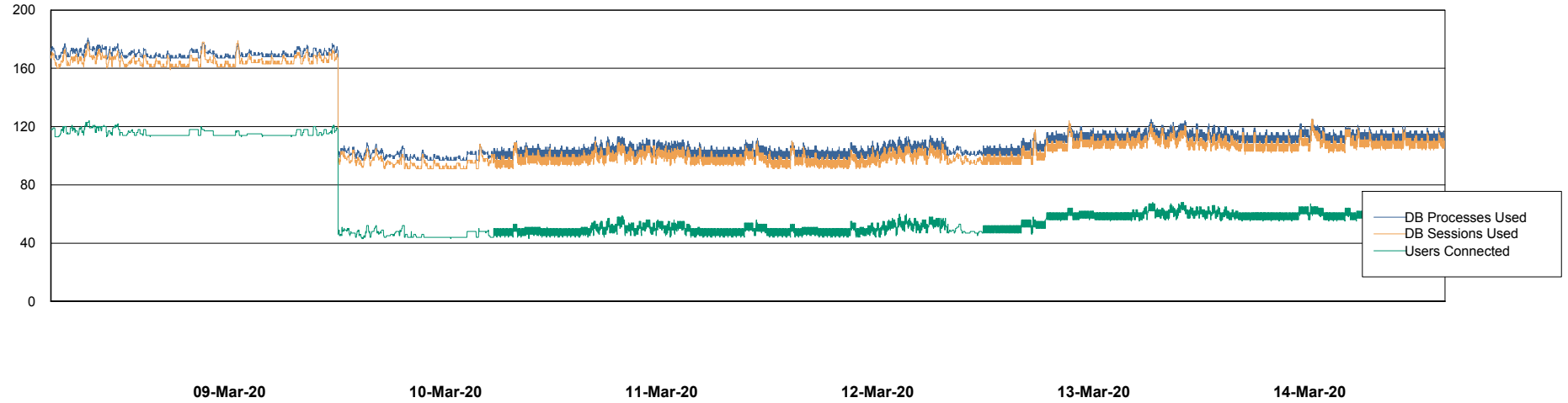
# Weekly SLA Customer Report

Customer PHS\_Production  
Database ID 47



## Database Performance PHSDB\_Production

DB Processes Max 500  
DB Sessions Max 772



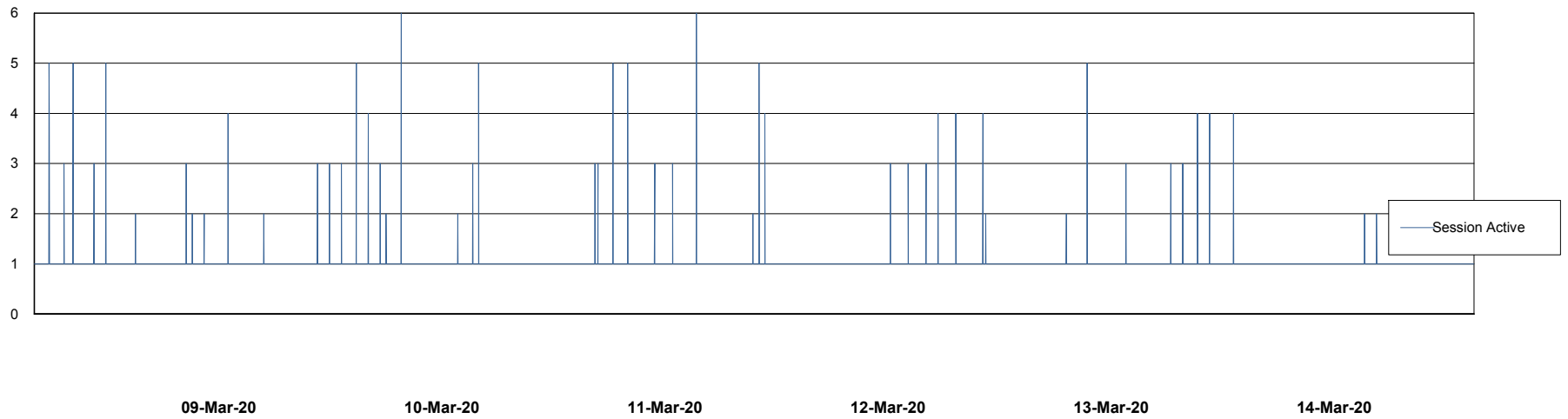
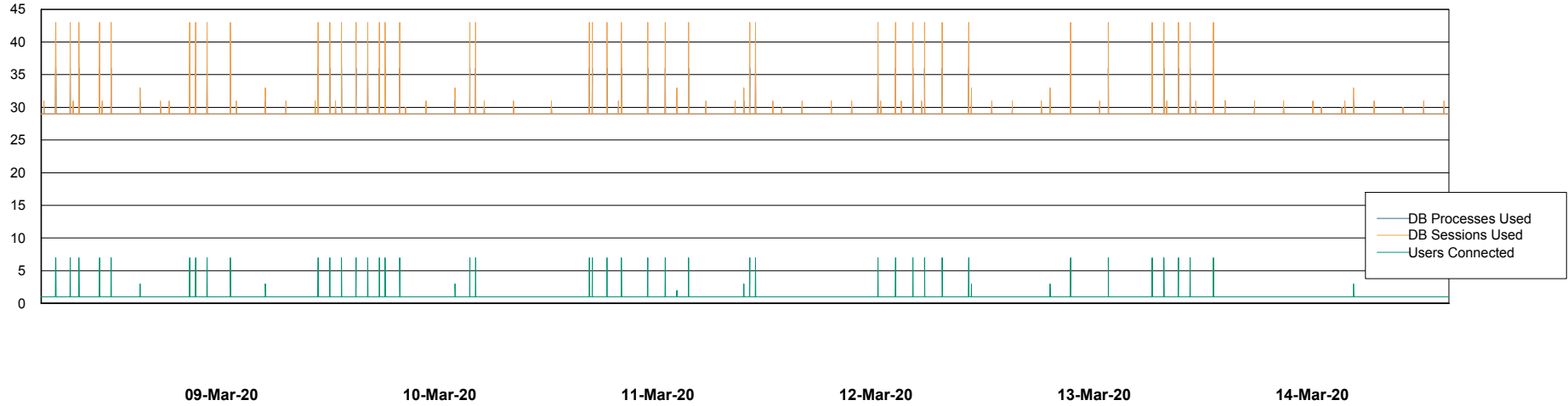
# Weekly SLA Customer Report

Customer PHS\_Production  
Database ID 47



## Database Performance PHSDB\_Standby

DB Processes Max 500  
DB Sessions Max 772



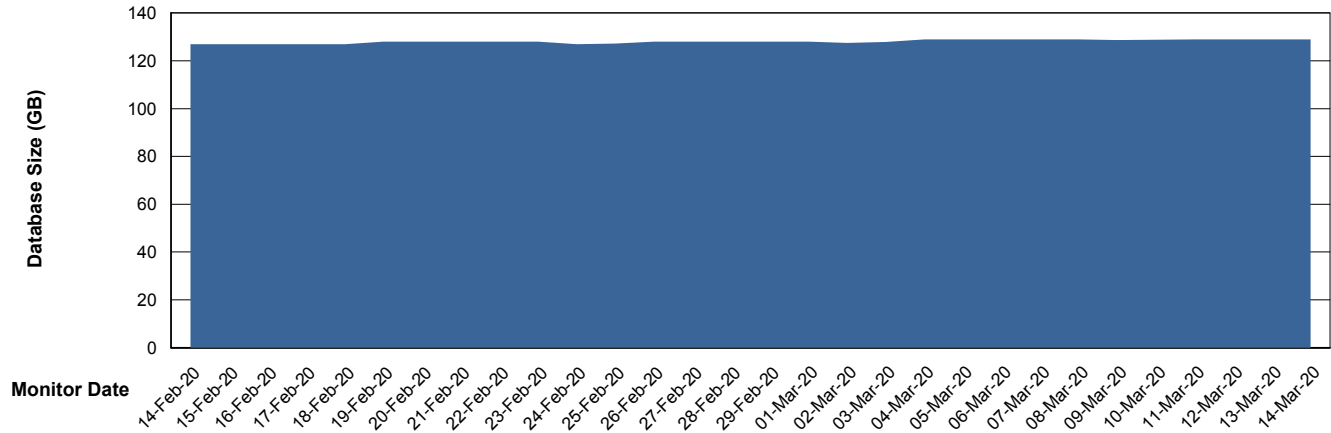
# Weekly SLA Customer Report

Customer PHS\_Production  
Database ID 47



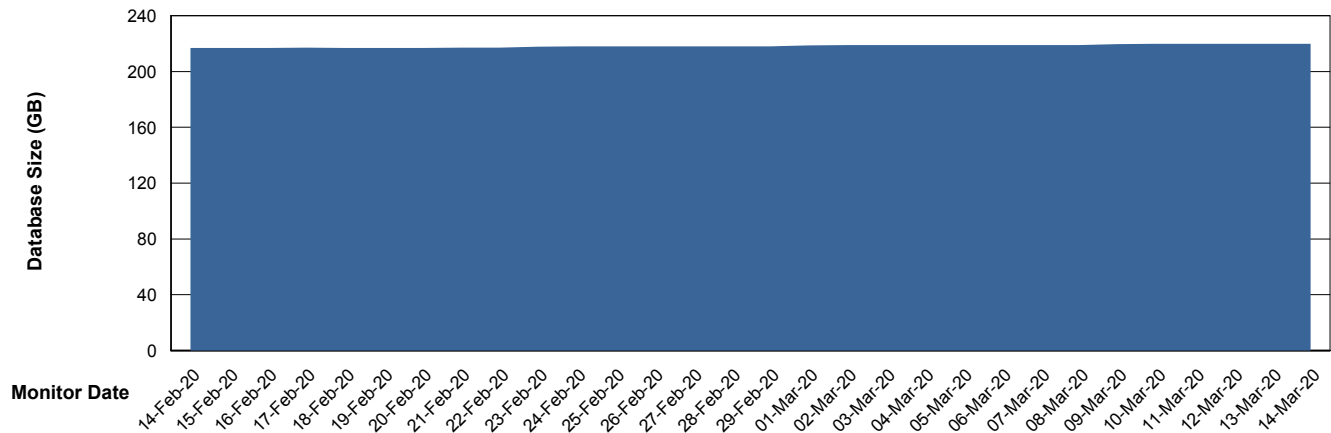
DATABASE SIZE PHS\_BI\_DB (new 2019)

### Database growth over last month



DATABASE SIZE PHSDB\_Production

### Database growth over last month



# Weekly SLA Customer Report

Customer PHS\_Production  
 Database ID 47



Database Tablespace PHS\_BI\_DB (new 2019)

Date	Tablespace Name	Filesize (Gb)	Usedsize (Gb)	Percentage free
14-Mar-20	ABSDATA	77	62	19
	INDX	80	65	19
13-Mar-20	ABSDATA	77	62	19
	INDX	80	65	19
12-Mar-20	ABSDATA	77	62	19
	INDX	80	65	19
11-Mar-20	ABSDATA	77	62	19
	INDX	80	65	19
10-Mar-20	ABSDATA	77	62	19
	INDX	80	65	19
09-Mar-20	ABSDATA	77	62	19
	INDX	80	65	19
08-Mar-20	ABSDATA	77	62	19
	INDX	80	65	19

# Weekly SLA Customer Report

Customer PHS\_Production  
 Database ID 47



Database Tablespace PHSDB\_Production

Date	Tablespace Name	Filesize (Gb)	Usedsize (Gb)	Percentage free
14-Mar-20	ABSDATA	250	206	18
	INDX	14	11	21
13-Mar-20	ABSDATA	250	205	18
	INDX	14	11	21
12-Mar-20	ABSDATA	250	205	18
	INDX	14	11	21
11-Mar-20	ABSDATA	250	205	18
	INDX	14	11	21
10-Mar-20	ABSDATA	250	205	18
	INDX	14	11	21
09-Mar-20	ABSDATA	250	205	18
	INDX	14	11	21
08-Mar-20	ABSDATA	250	205	18
	INDX	14	11	21

BI Status and last ETL error for PHS\_BI\_DB (new 2019)

	Sun 8/3/2020	Mon 9/3/2020	Tue 10/3/2020	Wed 11/3/2020	Thu 12/3/2020	Fri 13/3/2020	Sat 14/3/2020
<b>ABS DataWarehouse ETL Health</b>	OK	OK	OK	OK	OK	OK	OK
<b>ABS DWHStaging ETL Health</b>	OK	OK	OK	OK	OK	OK	OK

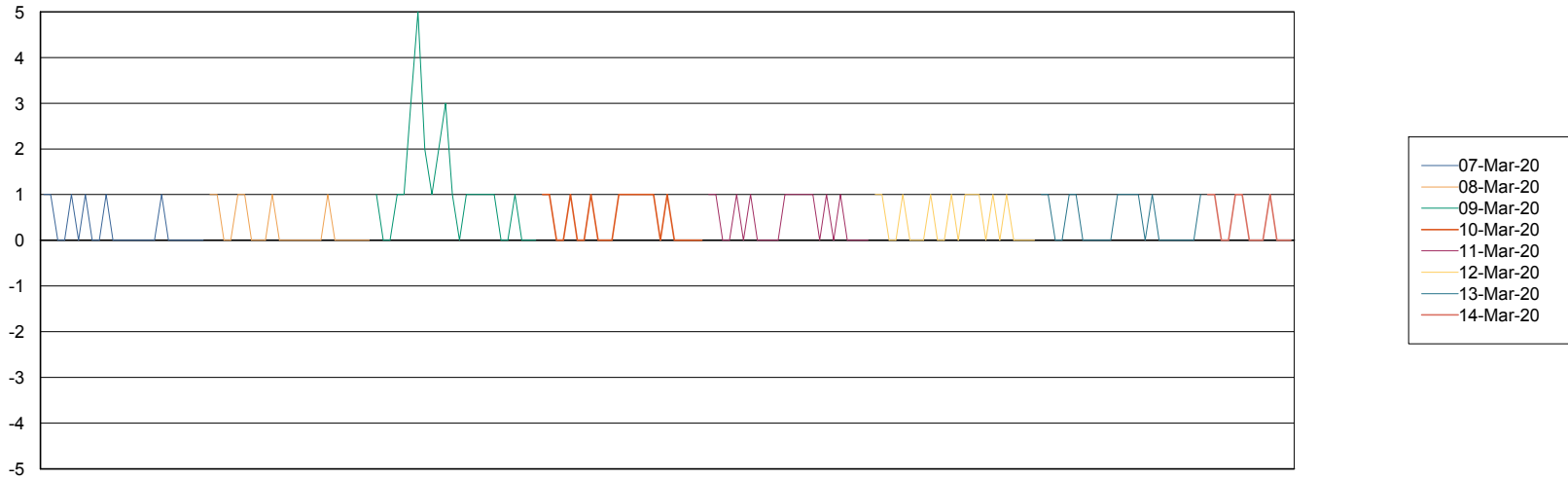
# Weekly SLA Customer Report

Customer PHS\_Production  
Database ID 47



Standby Database Health PHS\_Production

## Recovery lag for last 7 days



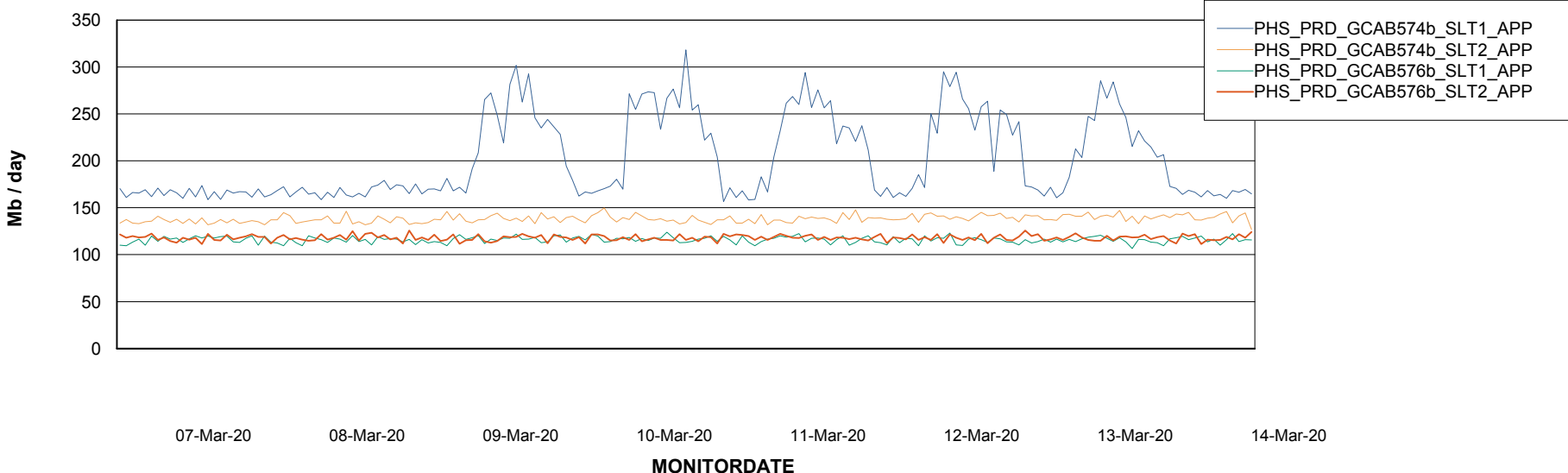
# Weekly SLA Customer Report

Customer PHS\_Production  
Database ID 47

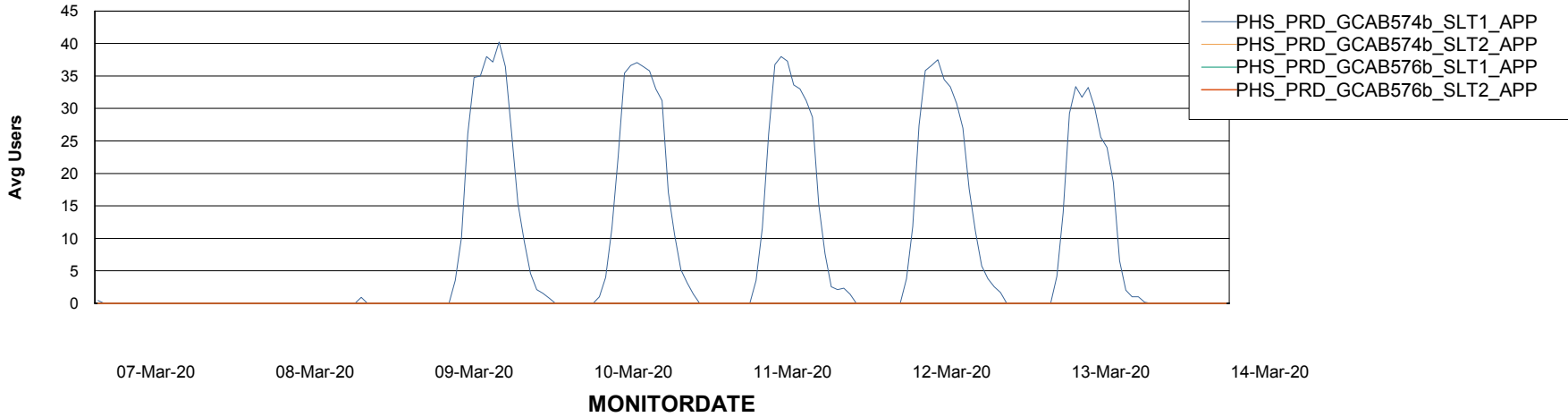


## ABSSolute Application Server Services

### Avg memory used per ABS Server Service



### Avg users per day per ABS server



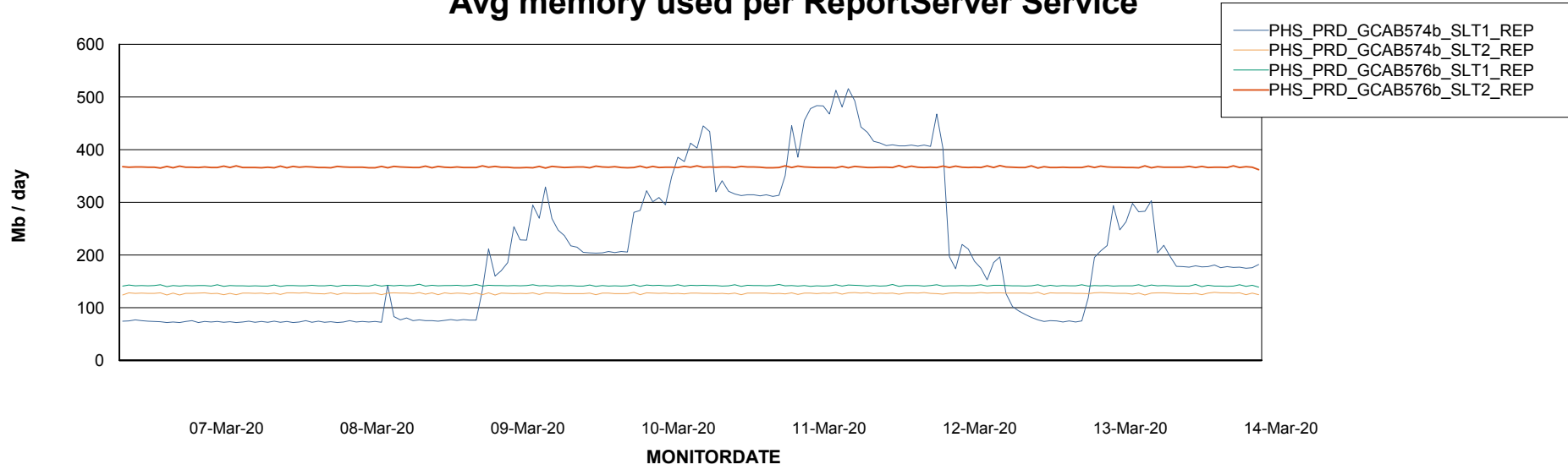
# Weekly SLA Customer Report

Customer PHS\_Production  
Database ID 47



## ABSSolute Application ReportServer Services

### Avg memory used per ReportServer Service



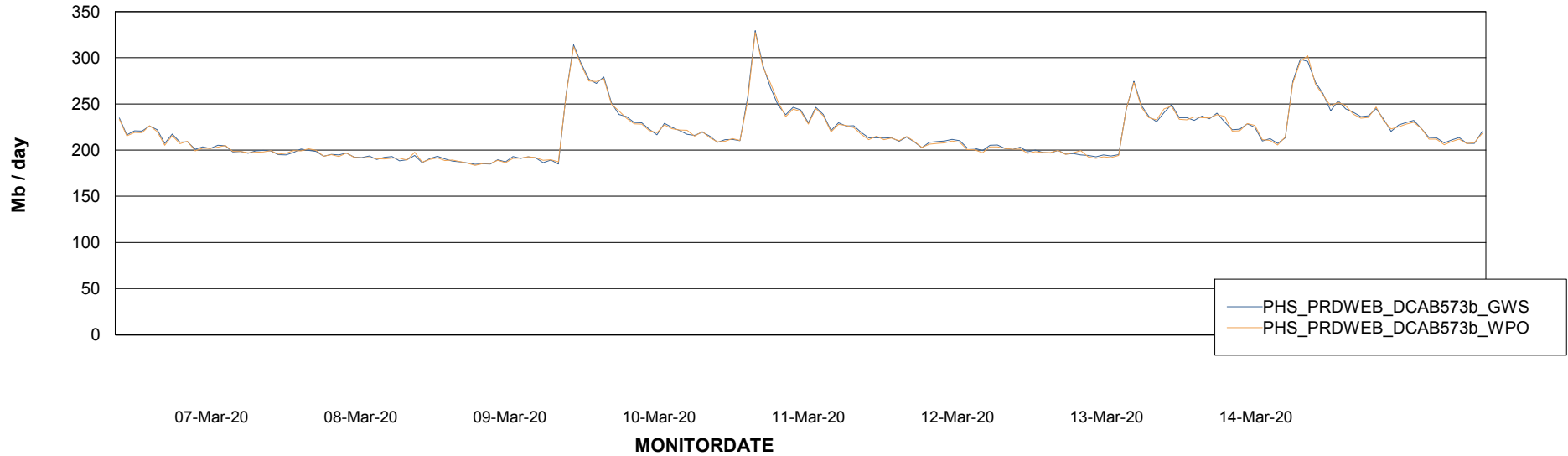
# Weekly SLA Customer Report

Customer PHS\_Production  
Database ID 47



## ABSolute Web Component Services

### Avg memory used per ABS Web component



# Weekly SLA Customer Report

Customer PHS\_Production  
Database ID 47



## Disaster per ABS component

