

Weekly SLA Customer Report

Customer PCO Production
Database ID 44



Harddisk Usage PCO_PRD_ORACLE1

	Free disk space on c: (%)	Total disk space on c: (Gb)	Free disk space on d: (%)	Total disk space on d: (Gb)
14-Mar-20	78	447	56	1,676
13-Mar-20	78	447	56	1,676
12-Mar-20	78	447	56	1,676
11-Mar-20	78	447	56	1,676
10-Mar-20	78	447	56	1,676
09-Mar-20	78	447	56	1,676
08-Mar-20	78	447	57	1,676

Harddisk Usage PCO_PRD_ORACLE2

	Free disk space on c: (%)	Total disk space on c: (Gb)	Free disk space on d: (%)	Total disk space on d: (Gb)
14-Mar-20	74	279	47	838
13-Mar-20	74	279	47	838
12-Mar-20	73	279	47	838
11-Mar-20	74	279	47	838
10-Mar-20	75	279	47	838
09-Mar-20	75	279	47	838
08-Mar-20	75	279	47	838

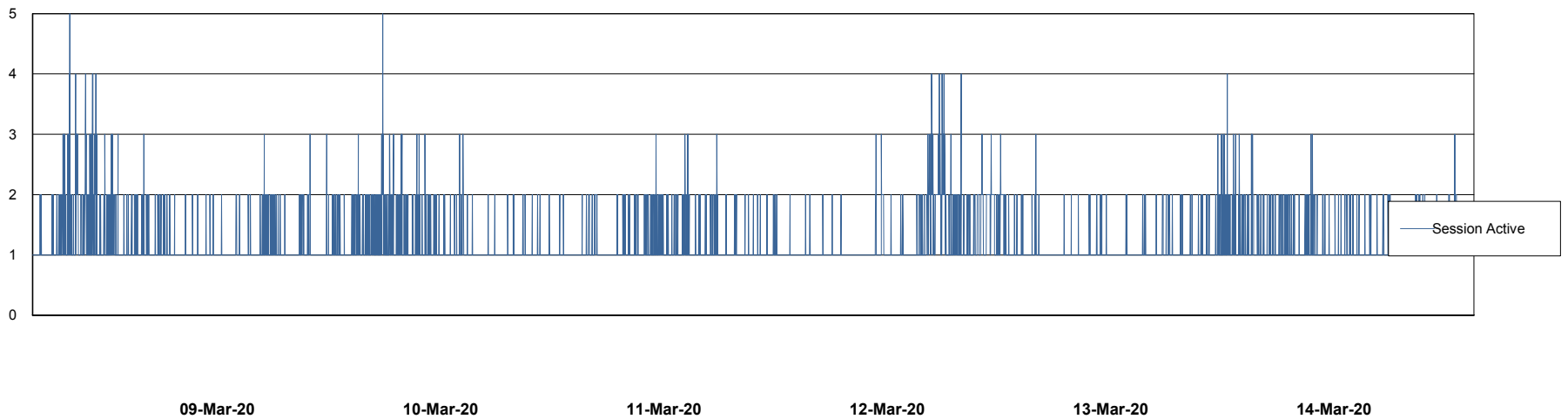
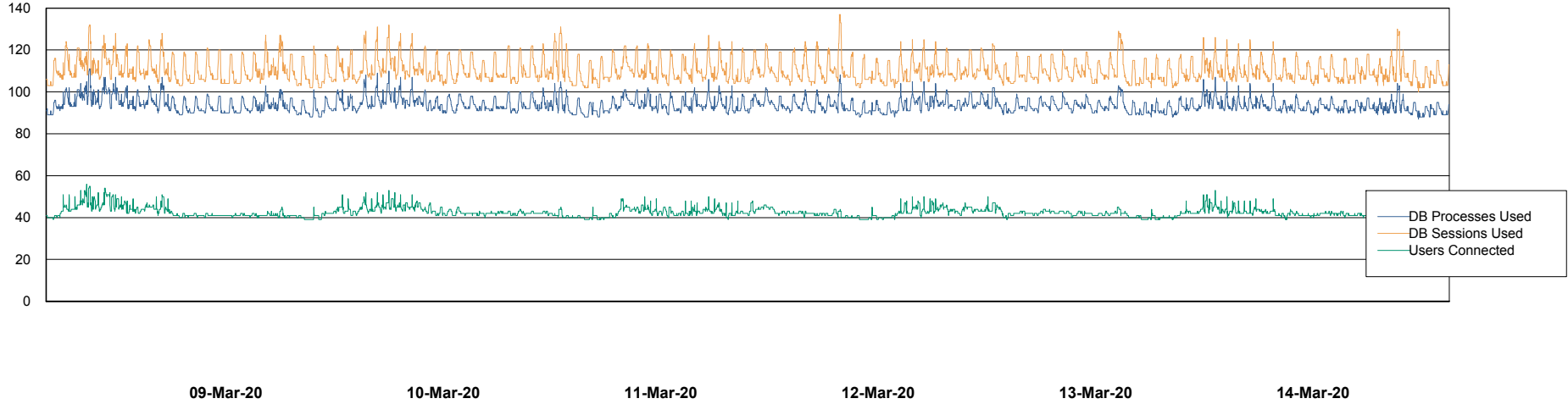
Weekly SLA Customer Report

Customer PCO Production
Database ID 44



Database Performance PCODB_Production

DB Processes Max 350
DB Sessions Max 560



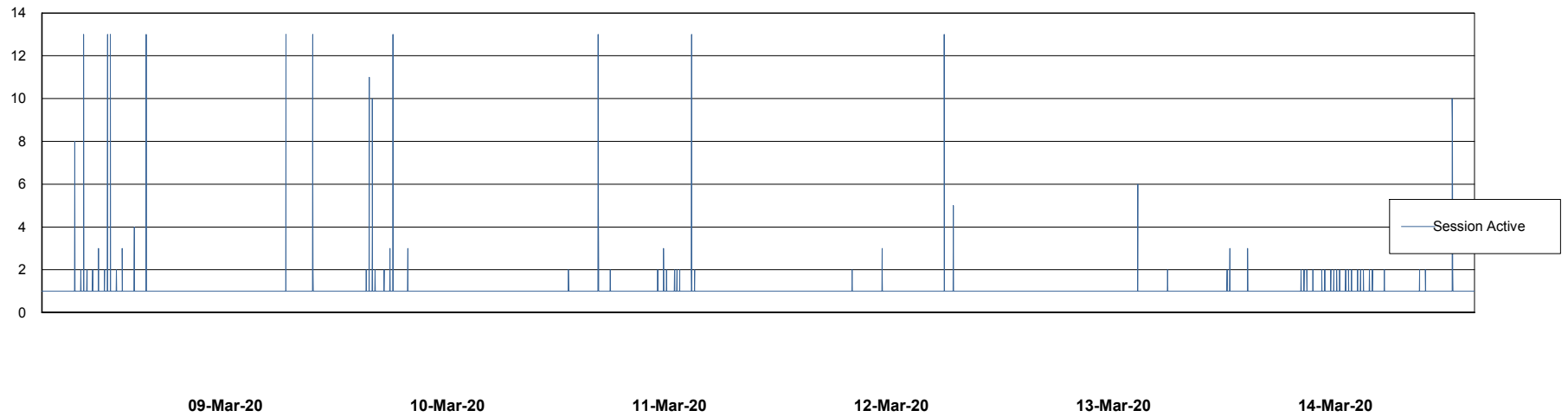
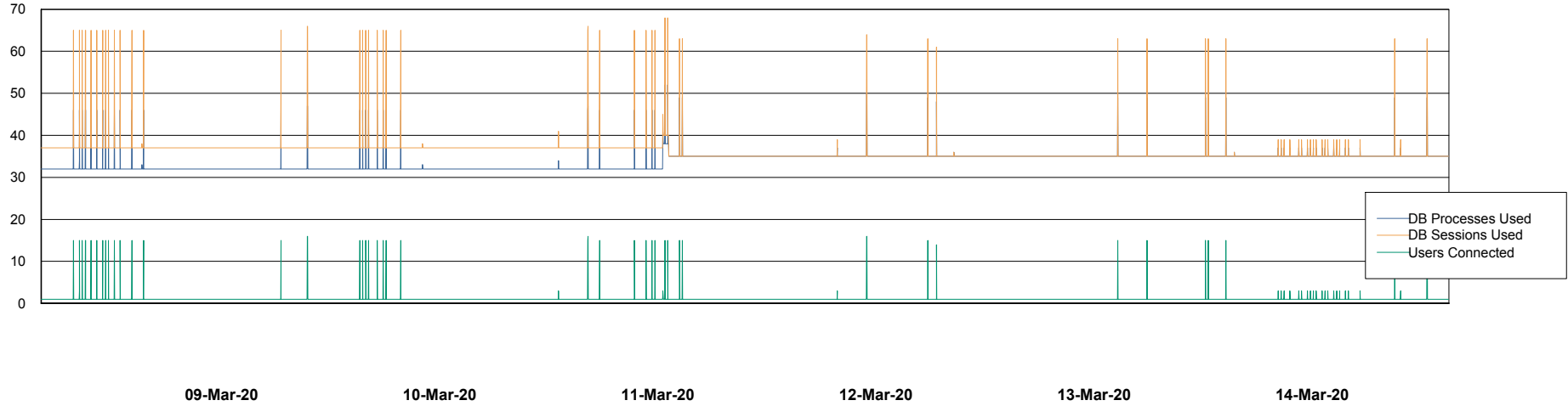
Weekly SLA Customer Report

Customer PCO Production
Database ID 44



Database Performance PCODB_Standby

DB Processes Max 350
DB Sessions Max 552



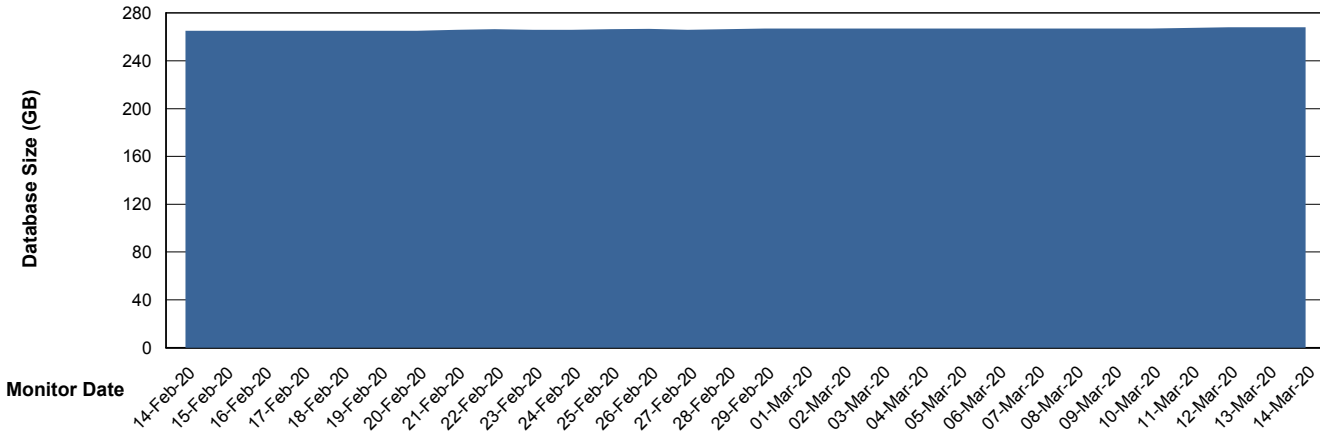
Weekly SLA Customer Report

Customer PCO Production
 Database ID 44



DATABASE SIZE PCODB_Production

Database growth over last month



Database Tablespace PCODB_Production

Date	Tablespace Name	Filesize (Gb)	Usedsize (Gb)	Percentage free
14-Mar-20	ABSDATA	150	96	36
	INDX	200	139	31
13-Mar-20	ABSDATA	150	96	36
	INDX	200	139	31
12-Mar-20	ABSDATA	150	96	36
	INDX	200	139	31
11-Mar-20	ABSDATA	150	95	37
	INDX	200	139	31
10-Mar-20	ABSDATA	150	95	37
	INDX	200	139	31
09-Mar-20	ABSDATA	150	95	37
	INDX	200	139	31
08-Mar-20	ABSDATA	150	95	37
	INDX	200	139	31

Weekly SLA Customer Report

Customer PCO Production
Database ID 44



Standby Database Health PCO Production

Recovery lag for last 7 days

