

Weekly SLA Customer Report

Customer PCO Production
Database ID 44



Harddisk Usage PCO_PRD_ORACLE1

	Free disk space on c: (%)	Total disk space on c: (Gb)	Free disk space on d: (%)	Total disk space on d: (Gb)
07-Mar-20	78	447	56	1,676
06-Mar-20	78	447	56	1,676
05-Mar-20	78	447	56	1,676
04-Mar-20	78	447	56	1,676
03-Mar-20	78	447	56	1,676
02-Mar-20	78	447	57	1,676
01-Mar-20	78	447	57	1,676

Harddisk Usage PCO_PRD_ORACLE2

	Free disk space on c: (%)	Total disk space on c: (Gb)	Free disk space on d: (%)	Total disk space on d: (Gb)
07-Mar-20	75	279	47	838
06-Mar-20	75	279	47	838
05-Mar-20	75	279	47	838
04-Mar-20	75	279	47	838
03-Mar-20	75	279	47	838
02-Mar-20	75	279	47	838
01-Mar-20	75	279	47	838

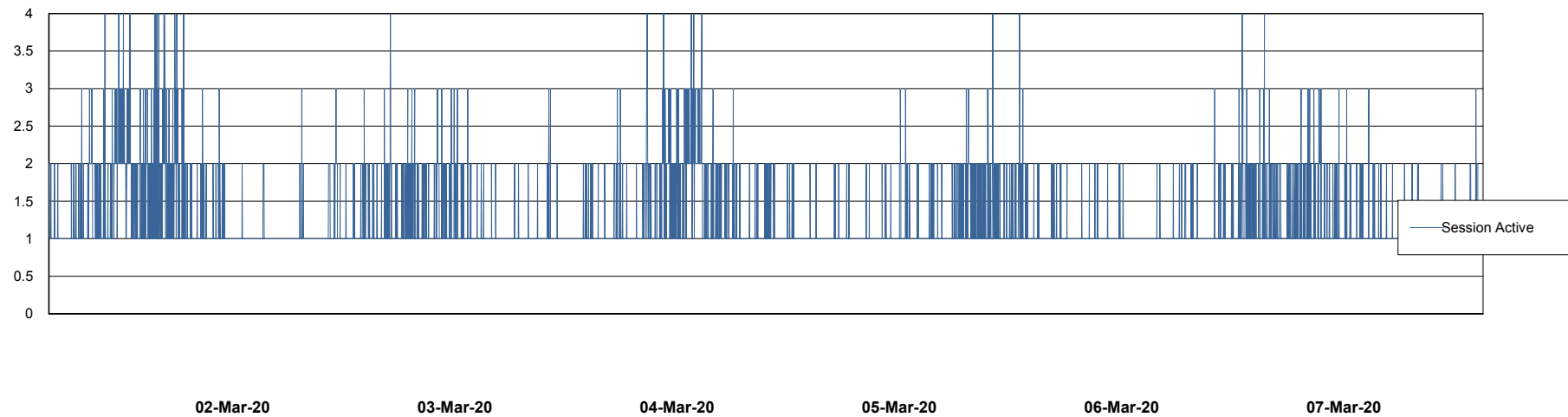
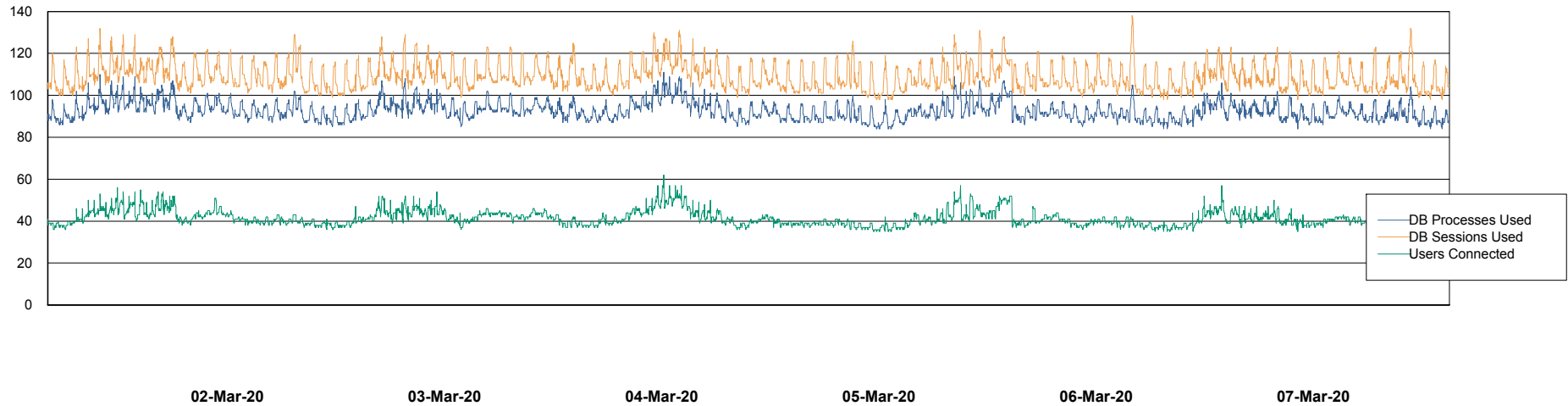
Weekly SLA Customer Report

Customer PCO Production
Database ID 44



Database Performance PCODB_Production

DB Processes Max 350
DB Sessions Max 560



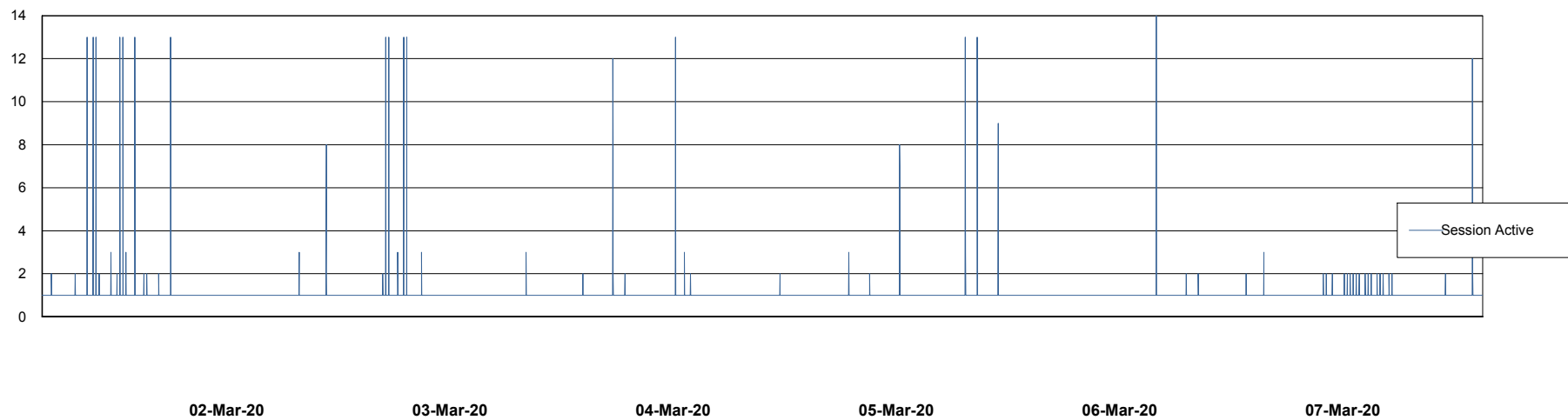
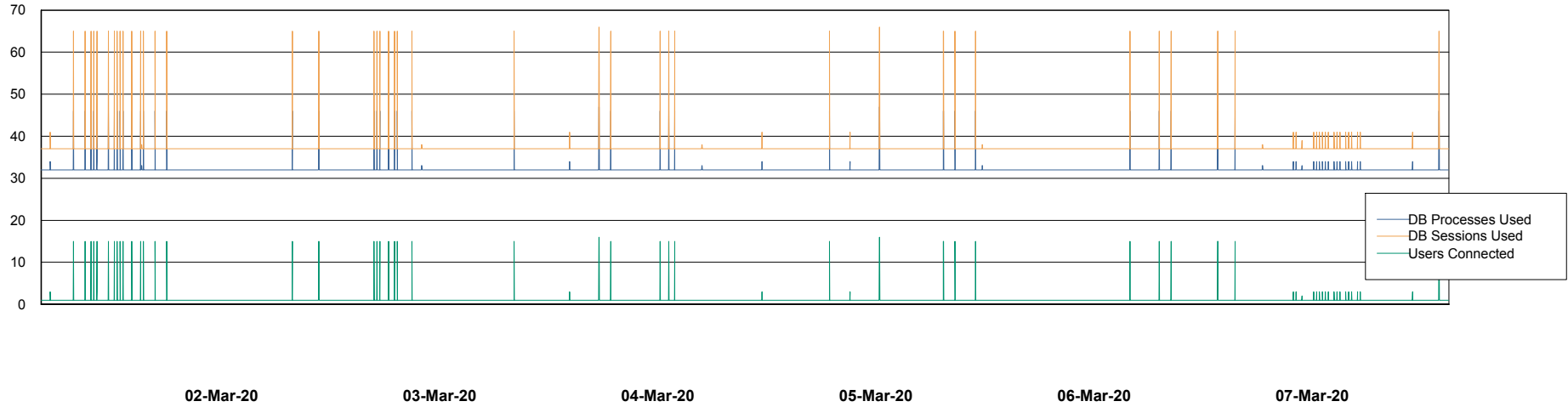
Weekly SLA Customer Report

Customer PCO Production
Database ID 44



Database Performance PCODB_Standby

DB Processes Max 350
DB Sessions Max 552



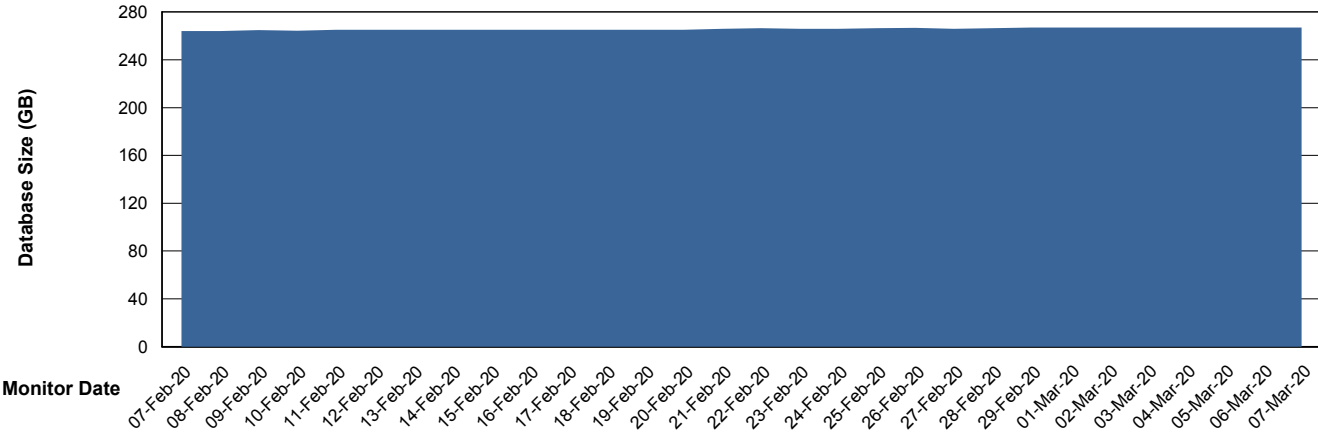
Weekly SLA Customer Report

Customer PCO Production
 Database ID 44



DATABASE SIZE PCODB_Production

Database growth over last month



Database Tablespace PCODB_Production

Date	Tablespace Name	Filesize (Gb)	Usedsize (Gb)	Percentage free
07-Mar-20	ABSDATA	150	95	37
	INDX	200	139	31
06-Mar-20	ABSDATA	150	95	37
	INDX	200	139	31
05-Mar-20	ABSDATA	150	95	37
	INDX	200	139	31
04-Mar-20	ABSDATA	150	95	37
	INDX	200	139	31
03-Mar-20	ABSDATA	150	95	37
	INDX	200	139	31
02-Mar-20	ABSDATA	150	95	37
	INDX	200	139	31
01-Mar-20	ABSDATA	150	95	37
	INDX	200	139	31

Weekly SLA Customer Report

Customer PCO Production
Database ID 44



Standby Database Health PCO Production

Recovery lag for last 7 days

