

# Weekly SLA Customer Report

Customer CLO Production  
 Database ID 38



Harddisk Usage CLO\_PRD\_CLOBI

	Free disk space on c: (%)	Total disk space on c: (Gb)	Free disk space on d: (%)	Total disk space on d: (Gb)	Free disk space on e: (%)	Total disk space on e: (Gb)
29-Feb-20	83	279	40	447	89	447
28-Feb-20	83	279	41	447	89	447
27-Feb-20	83	279	42	447	89	447
26-Feb-20	83	279	43	447	89	447
25-Feb-20	83	279	44	447	89	447
24-Feb-20	83	279	45	447	89	447
23-Feb-20	83	279	42	447	89	447

Harddisk Usage CLO\_PRD\_ORA\_01

	Free disk space on c: (%)	Total disk space on c: (Gb)	Free disk space on d: (%)	Total disk space on d: (Gb)	Free disk space on f: (%)	Total disk space on f: (Gb)
29-Feb-20	64	279	33	447	37	447
28-Feb-20	64	279	33	447	37	447
27-Feb-20	64	279	33	447	37	447
26-Feb-20	64	279	33	447	37	447
25-Feb-20	64	279	33	447	37	447
24-Feb-20	64	279	33	447	37	447
23-Feb-20	64	279	33	447	38	447

# Weekly SLA Customer Report

Customer CLO Production  
Database ID 38



Harddisk Usage CLO\_PRD\_ORA\_02

	Free disk space on c: (%)	Total disk space on c: (Gb)	Free disk space on d: (%)	Total disk space on d: (Gb)	Free disk space on f: (%)	Total disk space on f: (Gb)
29-Feb-20	79	279	33	447	30	447
28-Feb-20	79	279	33	447	30	447
27-Feb-20	79	279	33	447	30	447
26-Feb-20	79	279	33	447	30	447
25-Feb-20	79	279	33	447	30	447
24-Feb-20	79	279	33	447	30	447
23-Feb-20	79	279	33	447	30	447

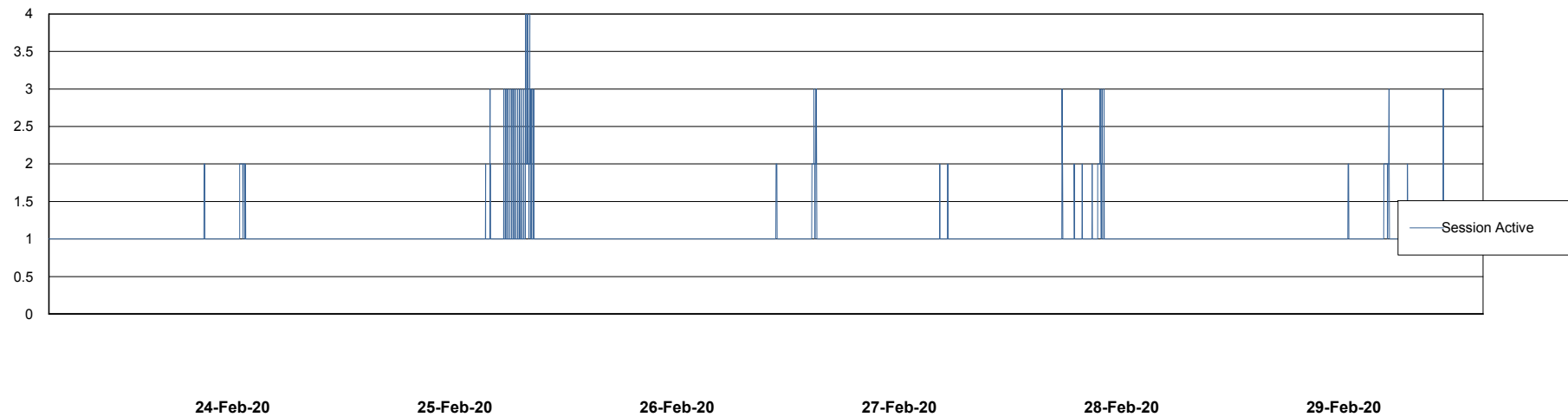
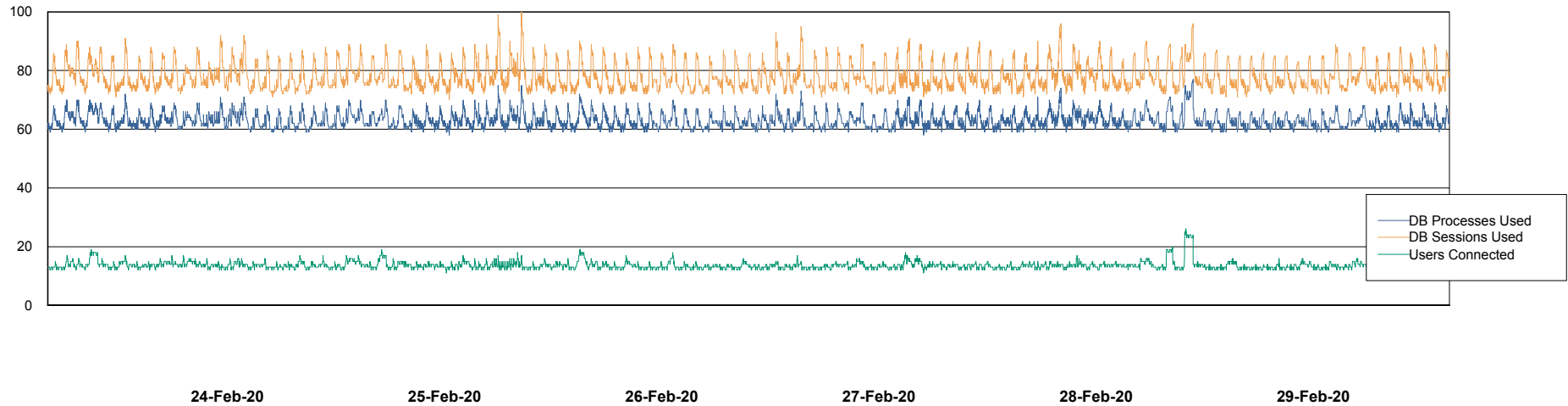
# Weekly SLA Customer Report

Customer CLO Production  
Database ID 38



## Database Performance CLODB\_PRD\_BI

DB Processes Max 300  
DB Sessions Max 480



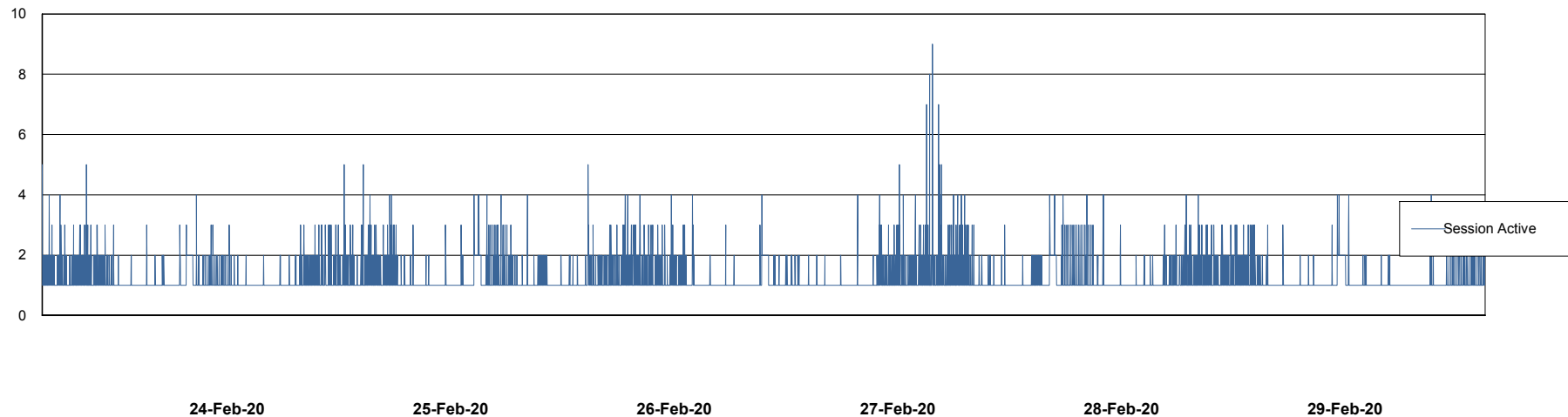
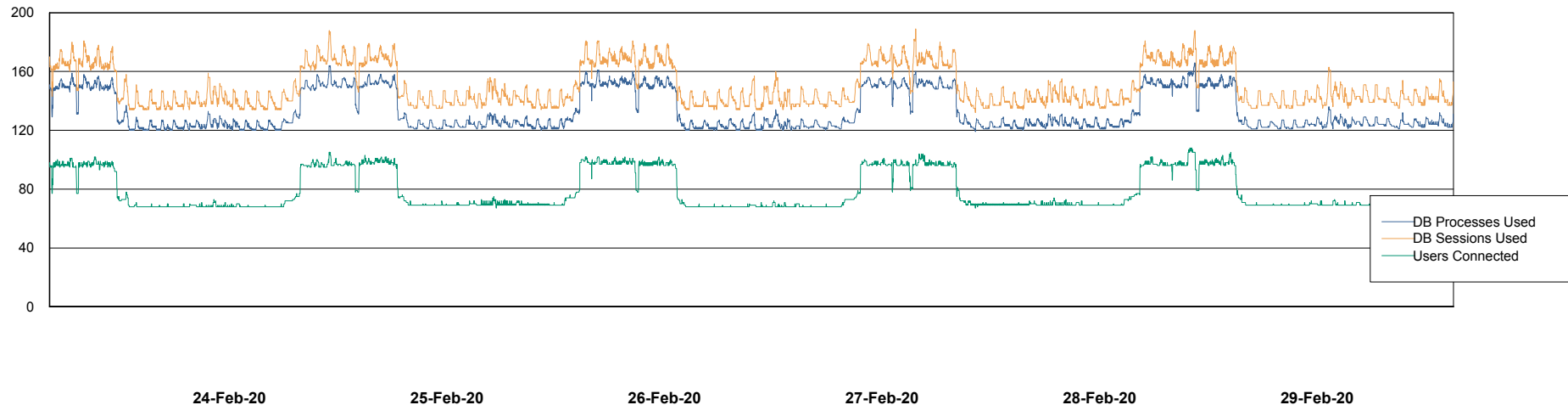
# Weekly SLA Customer Report

Customer CLO Production  
Database ID 38



## Database Performance CLODB\_PRD\_Production

DB Processes Max 1,000  
DB Sessions Max 1,536



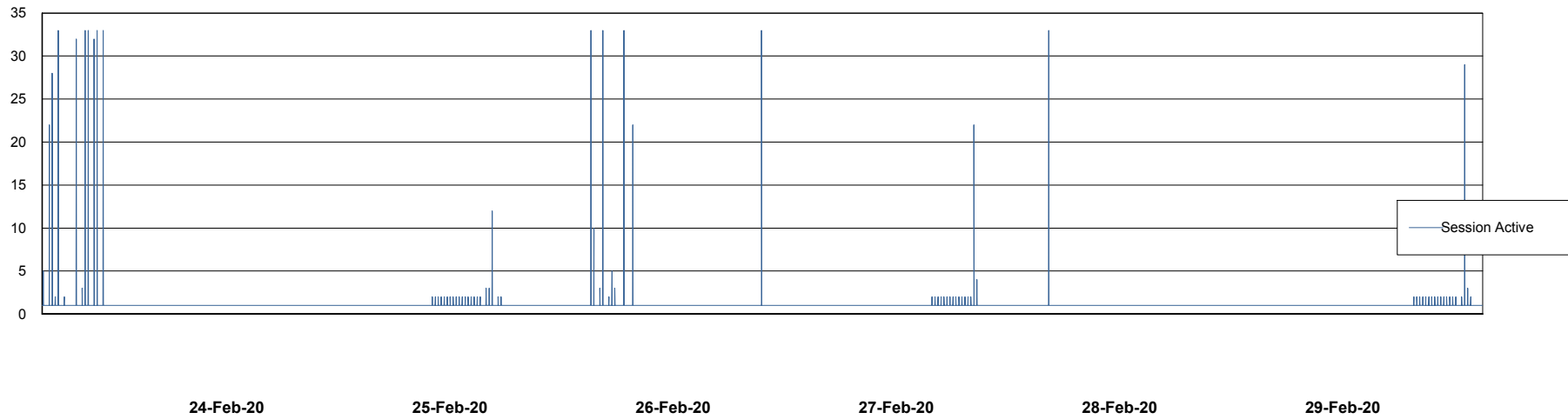
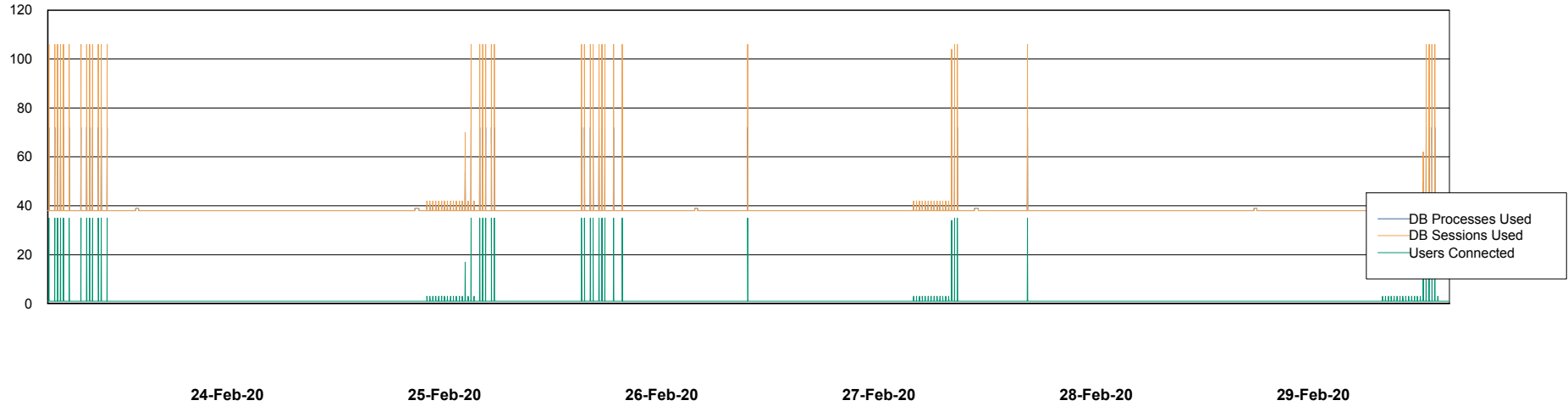
# Weekly SLA Customer Report

Customer CLO Production  
Database ID 38



## Database Performance CLODB\_PRD\_Standby

DB Processes Max 1,000  
DB Sessions Max 1,536



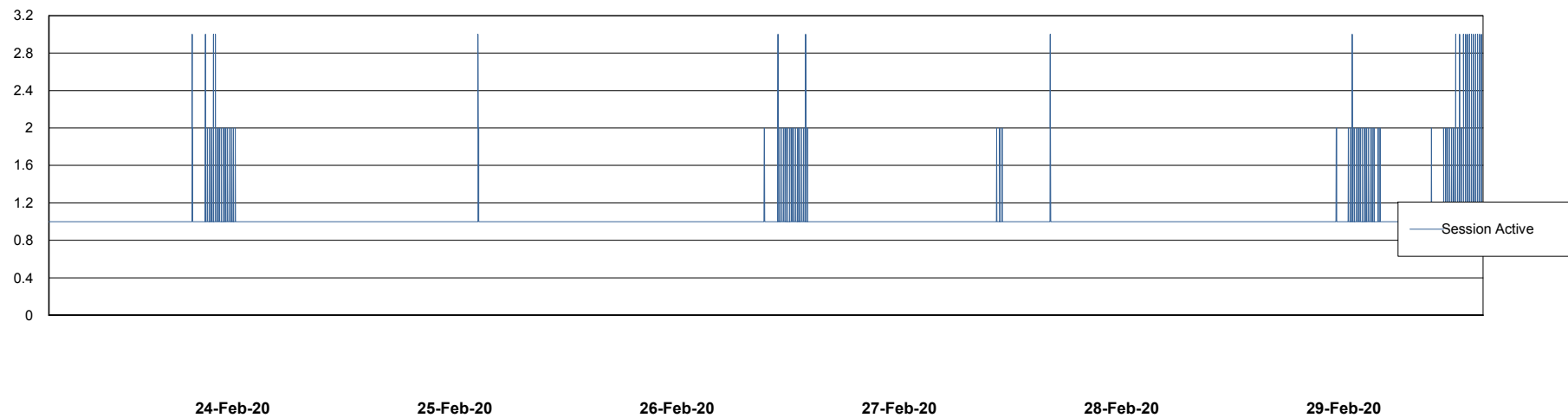
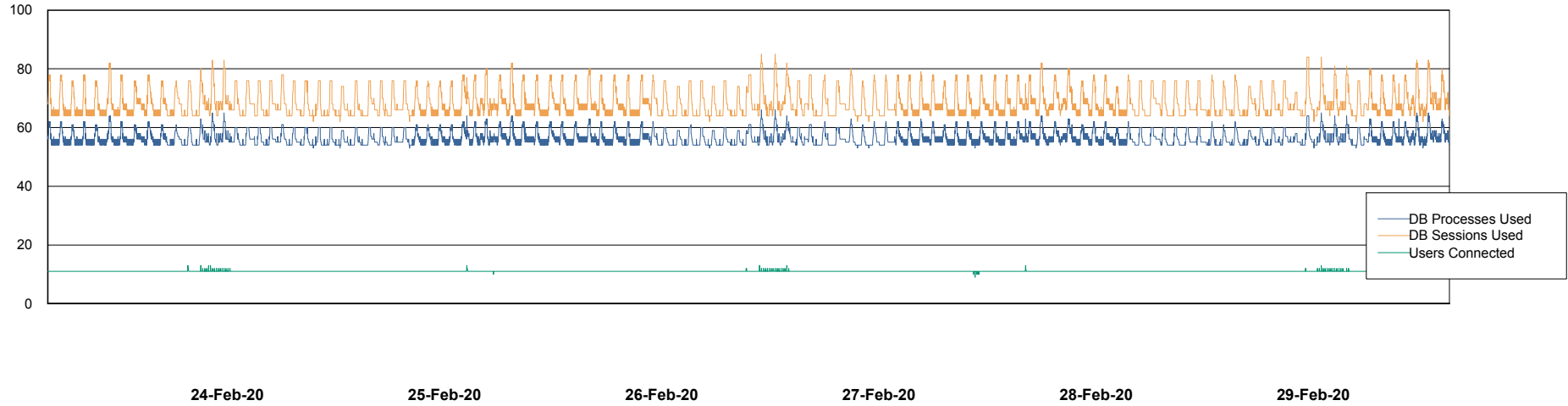
# Weekly SLA Customer Report

Customer CLO Production  
Database ID 38



## Database Performance CLODB\_PRD\_Test

DB Processes Max 1,000  
DB Sessions Max 1,536



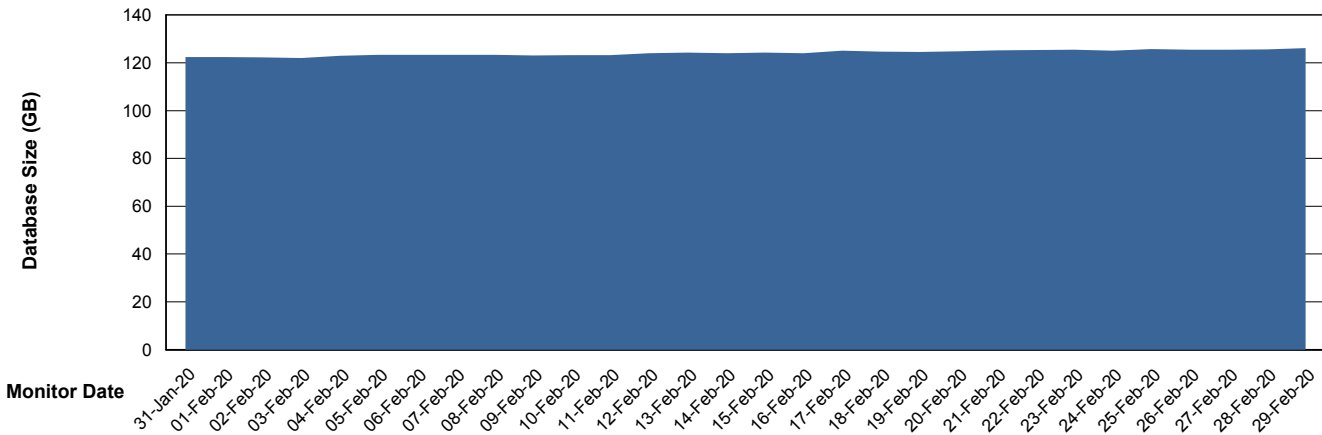
# Weekly SLA Customer Report

Customer CLO Production  
Database ID 38



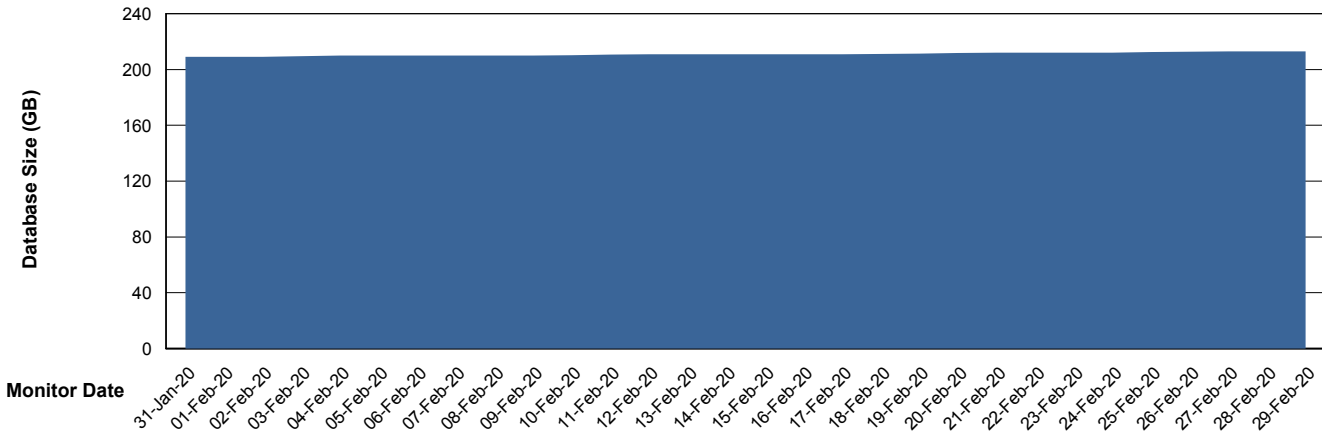
DATABASE SIZE CLODB\_PRD\_BI

### Database growth over last month



DATABASE SIZE CLODB\_PRD\_Production

### Database growth over last month



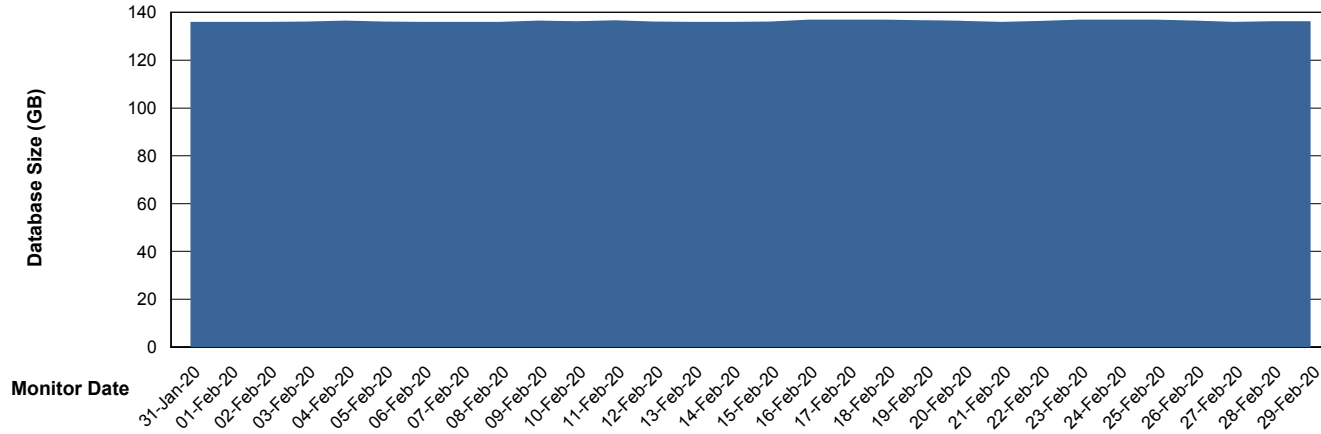
# Weekly SLA Customer Report

Customer CLO Production  
Database ID 38



DATABASE SIZE CLODB\_PRD\_Test

### Database growth over last month



# Weekly SLA Customer Report

Customer CLO Production  
 Database ID 38



Database Tablespace CLODB\_PRD\_BI

Date	Tablespace Name	Filesize (Gb)	Usedsize (Gb)	Percentage free
29-Feb-20	ABSDATA	120	61	49
	INDX	92	62	33
28-Feb-20	ABSDATA	120	61	49
	INDX	92	62	33
27-Feb-20	ABSDATA	120	61	49
	INDX	92	62	33
26-Feb-20	ABSDATA	120	61	49
	INDX	92	62	33
25-Feb-20	ABSDATA	120	61	49
	INDX	92	62	33
24-Feb-20	ABSDATA	120	61	49
	INDX	92	62	33
23-Feb-20	ABSDATA	120	61	49
	INDX	92	62	33

# Weekly SLA Customer Report

Customer CLO Production  
 Database ID 38



Database Tablespace CLODB\_PRD\_Production

Date	Tablespace Name	Filesize (Gb)	Usedsize (Gb)	Percentage free
29-Feb-20	ABSDATA	104	70	33
	INDX	147	123	16
28-Feb-20	ABSDATA	104	70	33
	INDX	147	123	16
27-Feb-20	ABSDATA	104	70	33
	INDX	147	123	16
26-Feb-20	ABSDATA	104	70	33
	INDX	147	122	17
25-Feb-20	ABSDATA	104	71	32
	INDX	147	122	17
24-Feb-20	ABSDATA	104	70	33
	INDX	147	122	17
23-Feb-20	ABSDATA	104	70	33
	INDX	147	122	17

# Weekly SLA Customer Report

Customer CLO Production  
 Database ID 38



Database Tablespace CLODB\_PRD\_Test

Date	Tablespace Name	Filesize (Gb)	Usedsize (Gb)	Percentage free
29-Feb-20	ABSDATA	88	70	20
	INDX	80	64	20
28-Feb-20	ABSDATA	88	70	20
	INDX	80	64	20
27-Feb-20	ABSDATA	88	70	20
	INDX	80	64	20
26-Feb-20	ABSDATA	88	70	20
	INDX	80	64	20
25-Feb-20	ABSDATA	88	70	20
	INDX	80	64	20
24-Feb-20	ABSDATA	88	70	20
	INDX	80	64	20
23-Feb-20	ABSDATA	88	70	20
	INDX	80	64	20

BI Status and last ETL error for CLODB\_PRD\_BI

	Sun 23/2/2020	Mon 24/2/2020	Tue 25/2/2020	Wed 26/2/2020	Thu 27/2/2020	Fri 28/2/2020	Sat 29/2/2020
<b>ABS DataWarehouse ETL Health</b>	OK	OK	OK	OK	OK	OK	OK
<b>ABS DWHStaging ETL Health</b>	OK	OK	OK	OK	OK	OK	OK

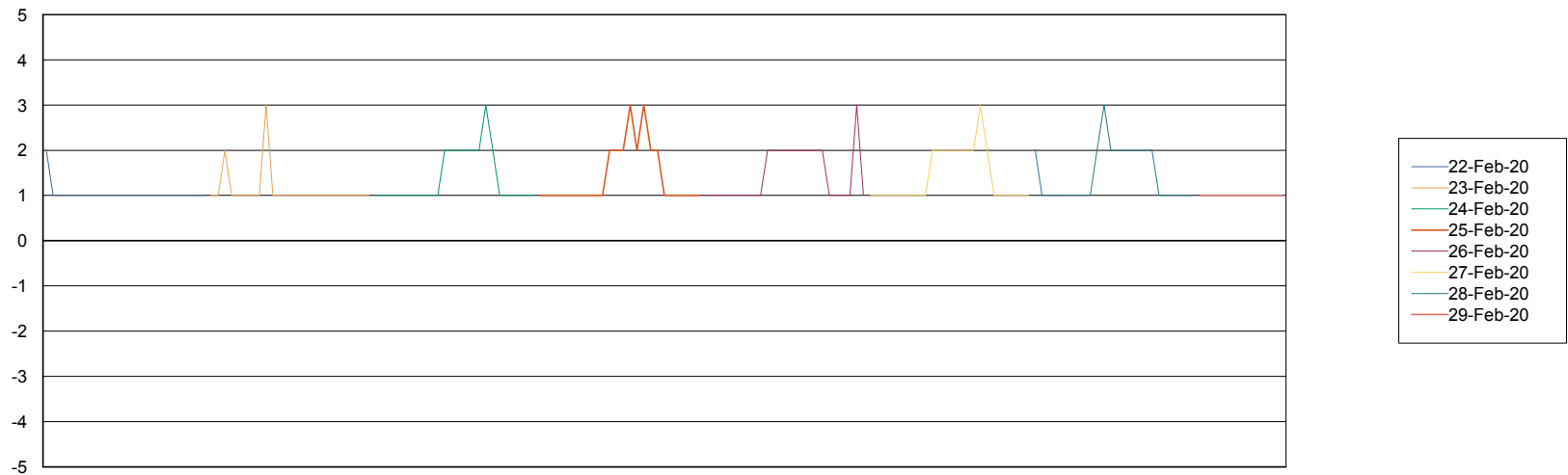
# Weekly SLA Customer Report

Customer CLO Production  
Database ID 38



Standby Database Health CLO Production

### Recovery lag for last 7 days



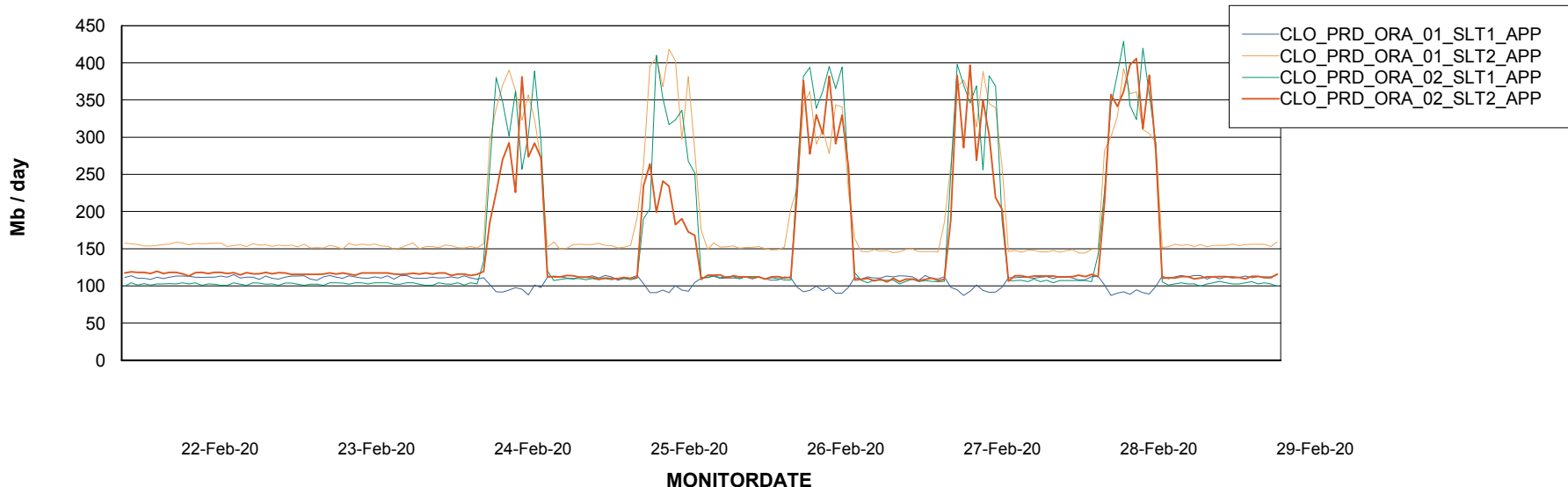
# Weekly SLA Customer Report

Customer CLO Production  
Database ID 38

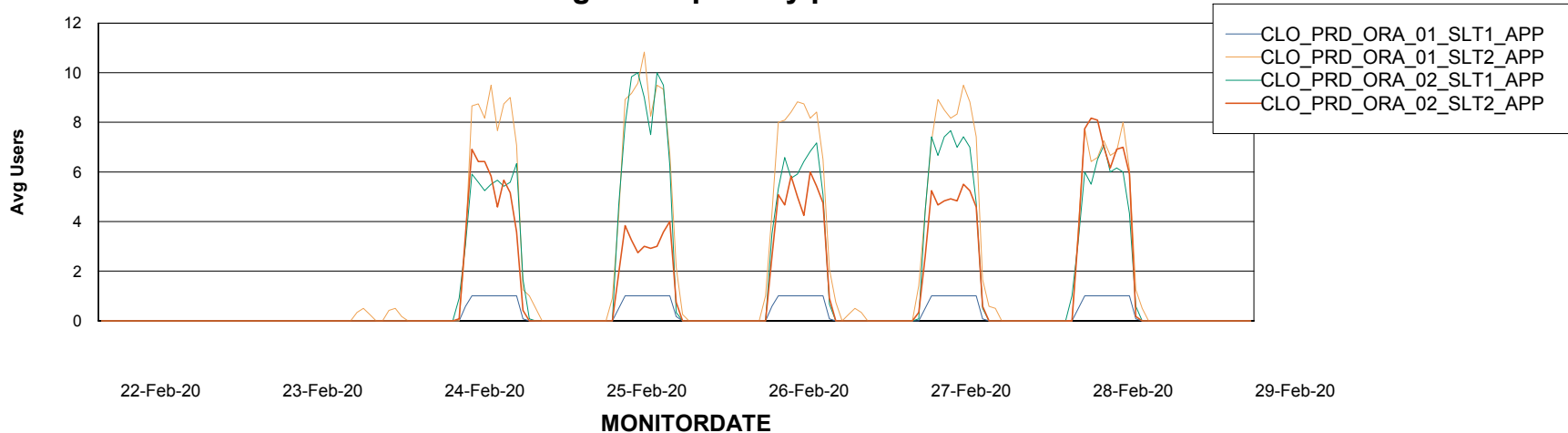


## ABSSolute Application Server Services

### Avg memory used per ABS Server Service



### Avg users per day per ABS server



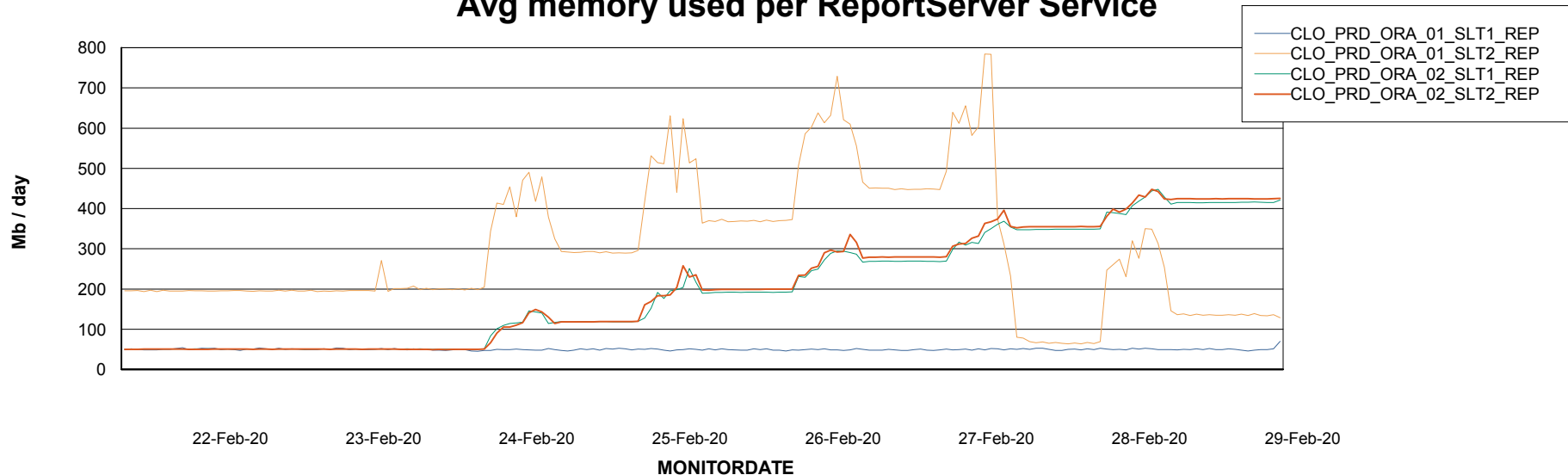
# Weekly SLA Customer Report

Customer CLO Production  
Database ID 38



## ABSSolute Application ReportServer Services

### Avg memory used per ReportServer Service



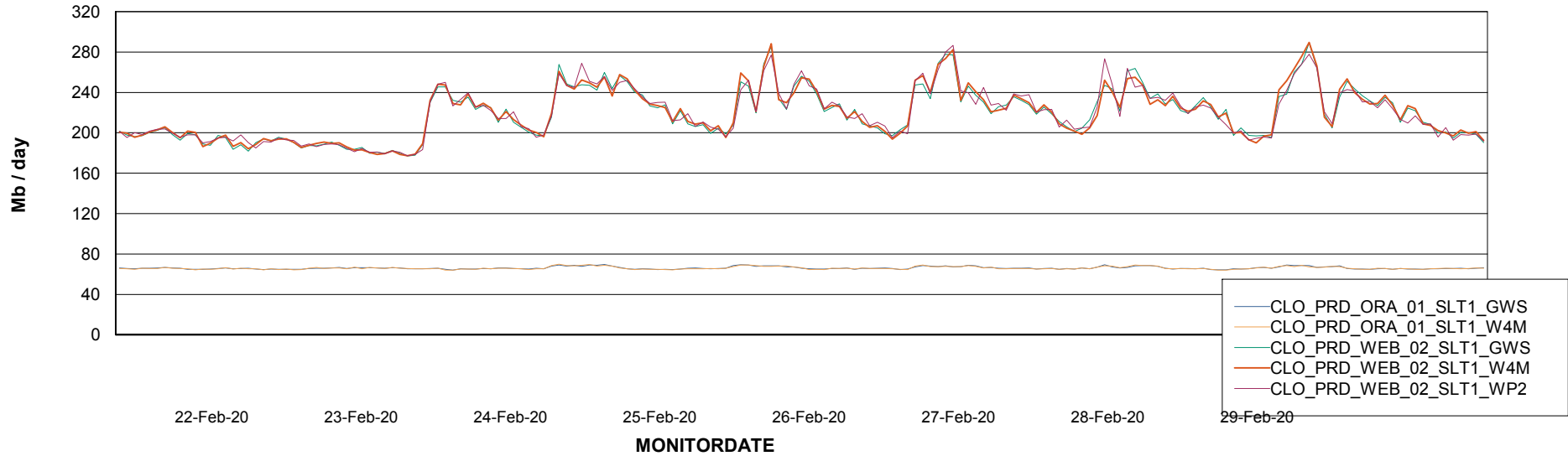
# Weekly SLA Customer Report

Customer CLO Production  
Database ID 38



## ABSSolute Web Component Services

### Avg memory used per ABS Web component



# Weekly SLA Customer Report

Customer CLO Production  
Database ID 38



## Disaster per ABS component

