

Weekly SLA Customer Report

Customer KLA_Production
 Database ID 65



Harddisk Usage KLAHQORA03

	Free disk space on c: (%)	Total disk space on c: (Gb)	Free disk space on d: (%)	Total disk space on d: (Gb)
08-Feb-20	52	150	29	150
07-Feb-20	52	150	29	150
06-Feb-20	52	150	29	150
05-Feb-20	52	150	29	150
04-Feb-20	52	150	29	150
03-Feb-20	52	150	34	150
02-Feb-20	52	150	37	150

Harddisk Usage KLA_STB

	Free disk space on c: (%)	Total disk space on c: (Gb)	Free disk space on d: (%)	Total disk space on d: (Gb)
08-Feb-20	39	150	37	200
07-Feb-20	39	150	37	200
06-Feb-20	39	150	37	200
05-Feb-20	39	150	37	200
04-Feb-20	39	150	37	200
03-Feb-20	39	150	41	200
02-Feb-20	39	150	43	200

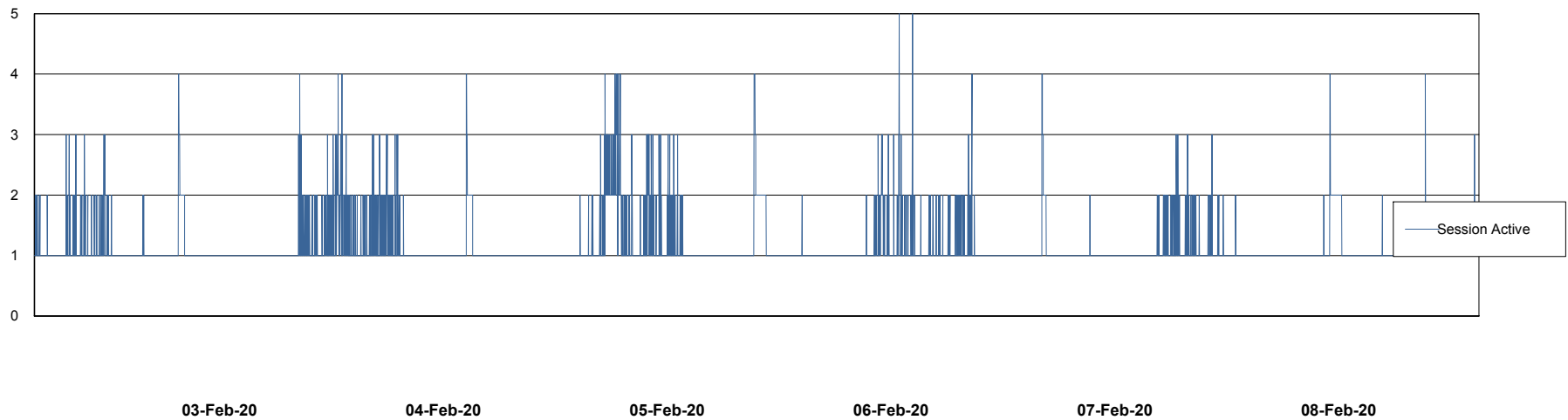
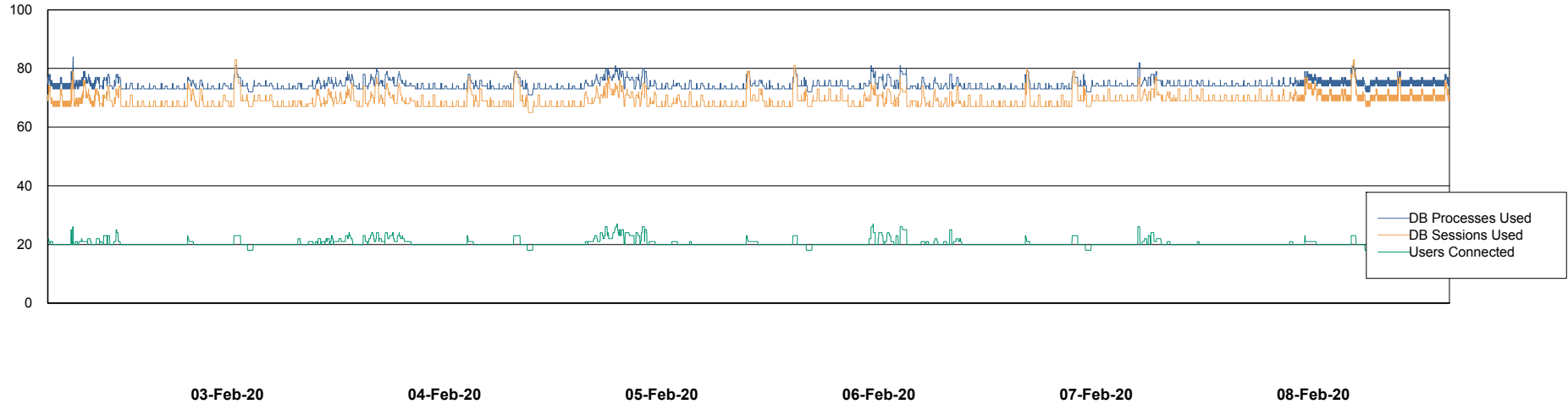
Weekly SLA Customer Report

Customer KLA_Production
Database ID 65



Database Performance KLADB_Production

DB Processes Max 500
DB Sessions Max 772



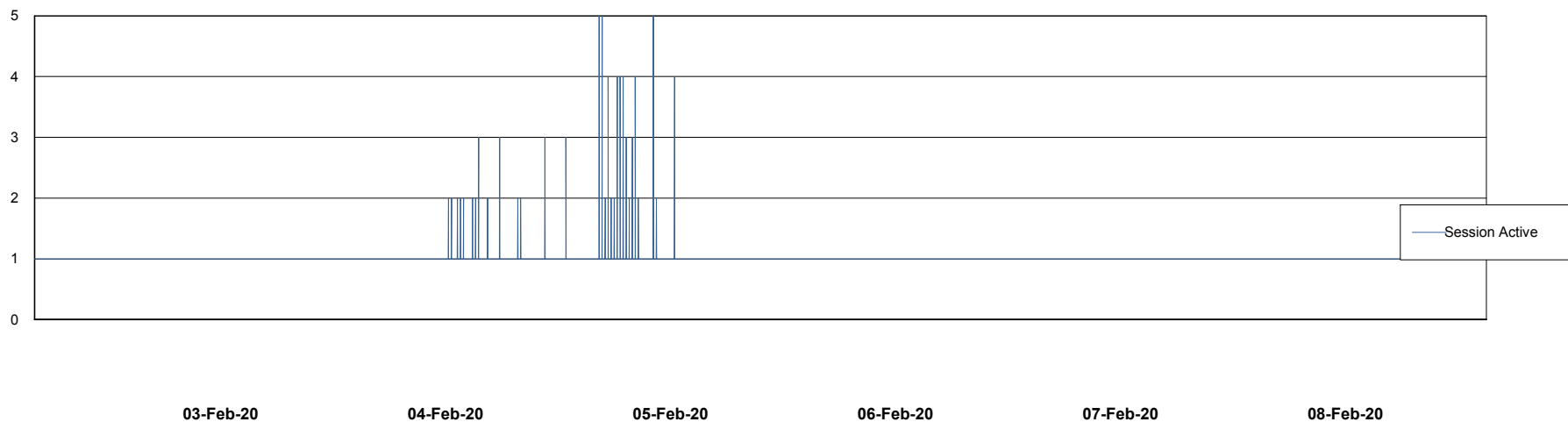
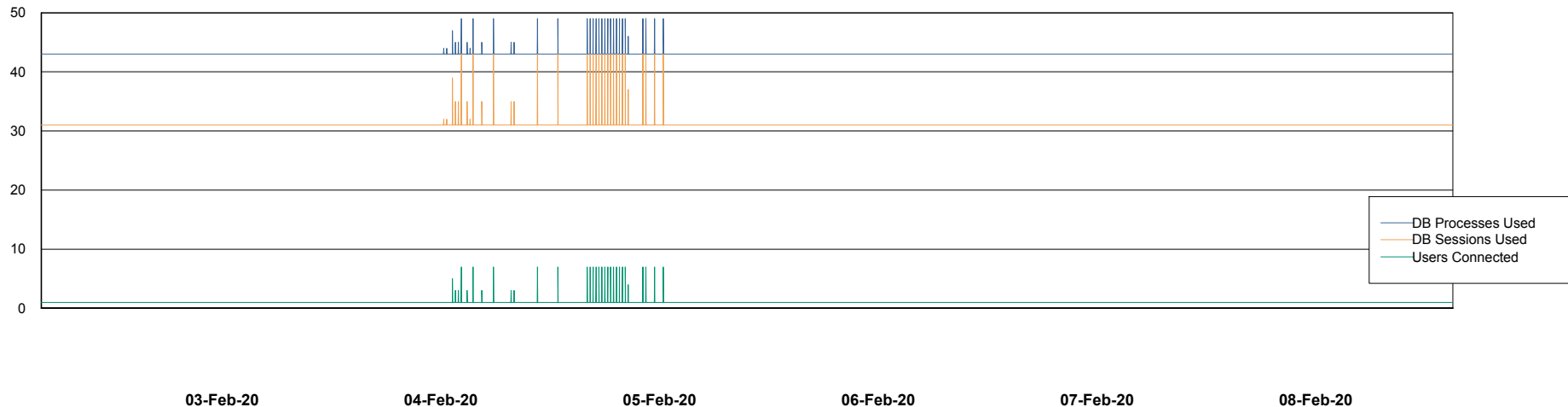
Weekly SLA Customer Report

Customer KLA_Production
Database ID 65



Database Performance KLADB_Standby

DB Processes Max 500
DB Sessions Max 772



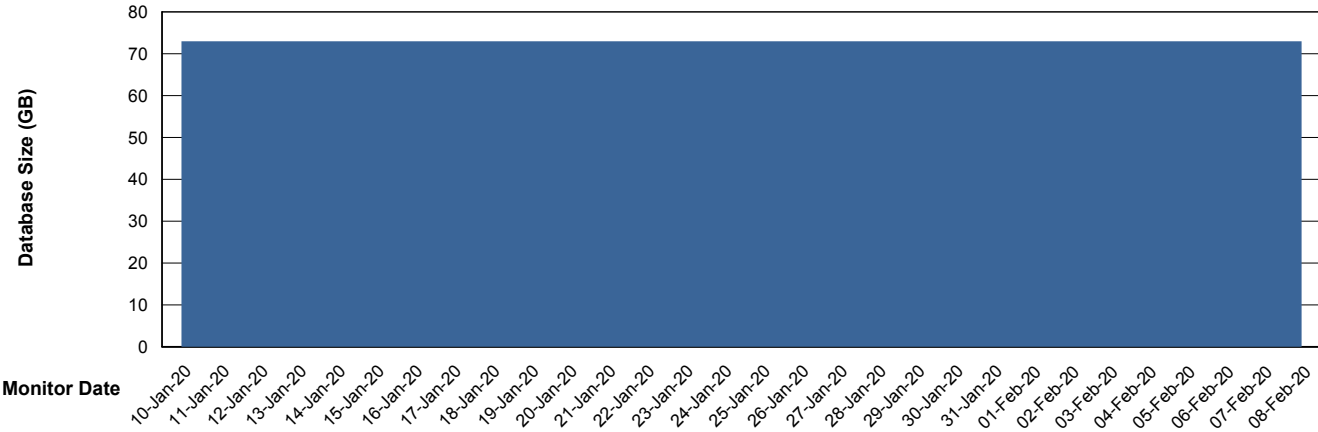
Weekly SLA Customer Report

Customer KLA_Production
 Database ID 65



DATABASE SIZE KLADB_Production

Database growth over last month



Database Tablespace KLADB_Production

Date	Tablespace Name	Filesize (Gb)	Usedsize (Gb)	Percentage free
08-Feb-20	ABSDATA	48	36	25
	INDX	45	33	27
07-Feb-20	ABSDATA	48	36	25
	INDX	45	33	27
06-Feb-20	ABSDATA	48	36	25
	INDX	45	33	27
05-Feb-20	ABSDATA	48	36	25
	INDX	45	33	27
04-Feb-20	ABSDATA	48	36	25
	INDX	45	33	27
03-Feb-20	ABSDATA	48	36	25
	INDX	45	33	27
02-Feb-20	ABSDATA	42	36	14
	INDX	39	33	15

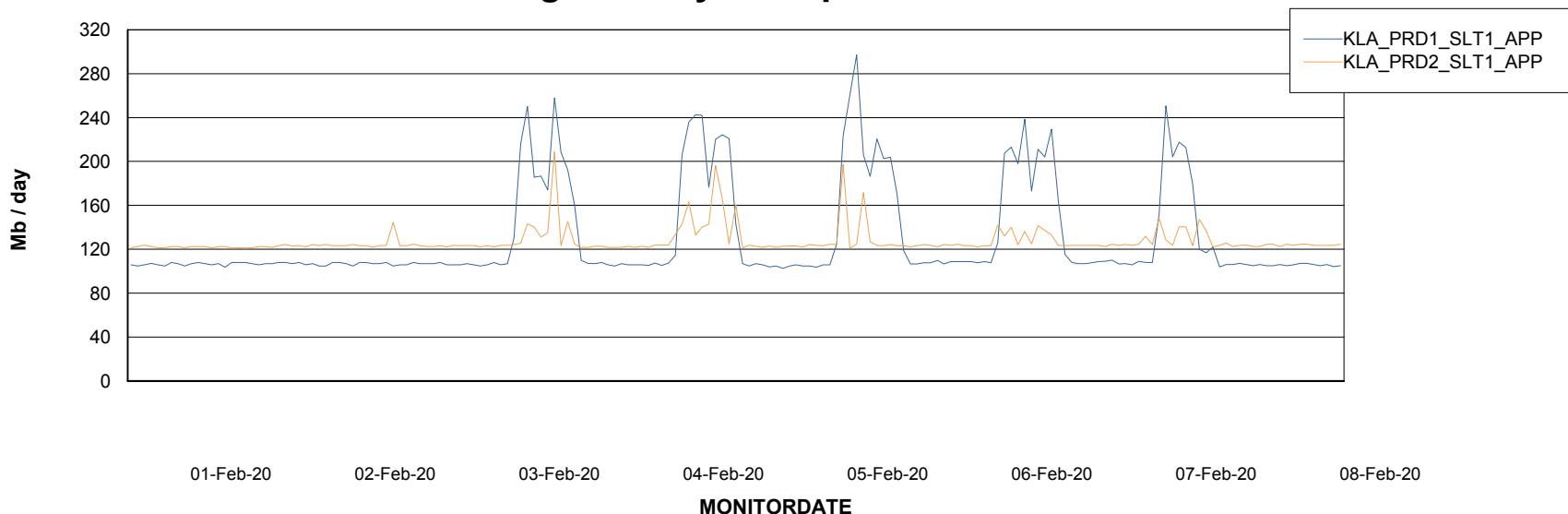
Weekly SLA Customer Report

Customer KLA_Production
Database ID 65

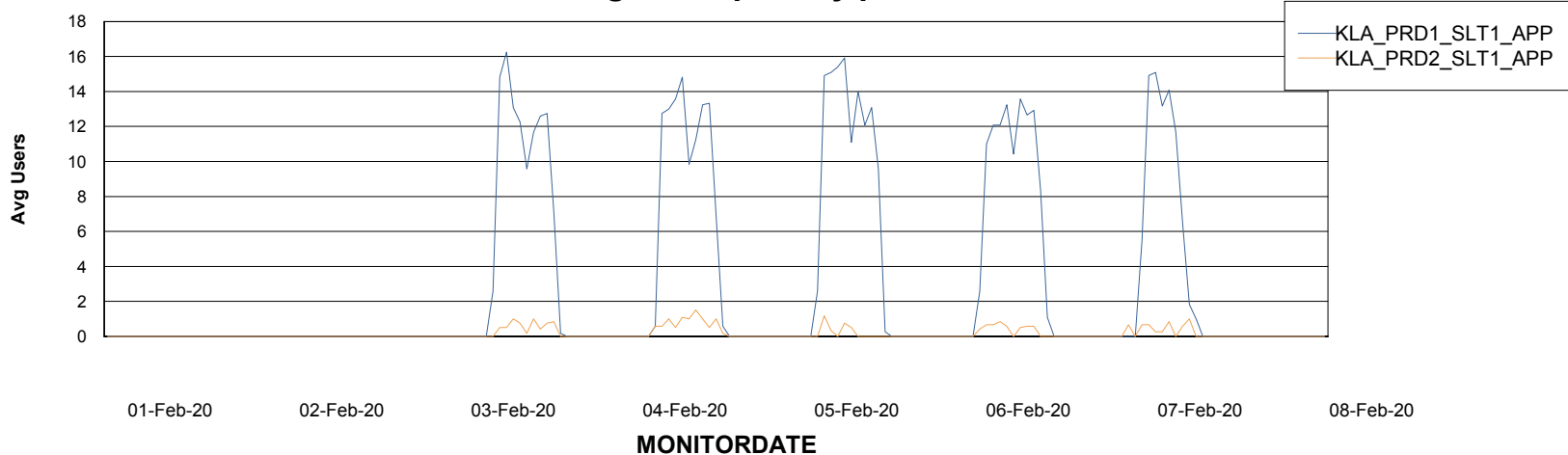


ABSSolute Application Server Services

Avg memory used per ABS Server Service



Avg users per day per ABS server



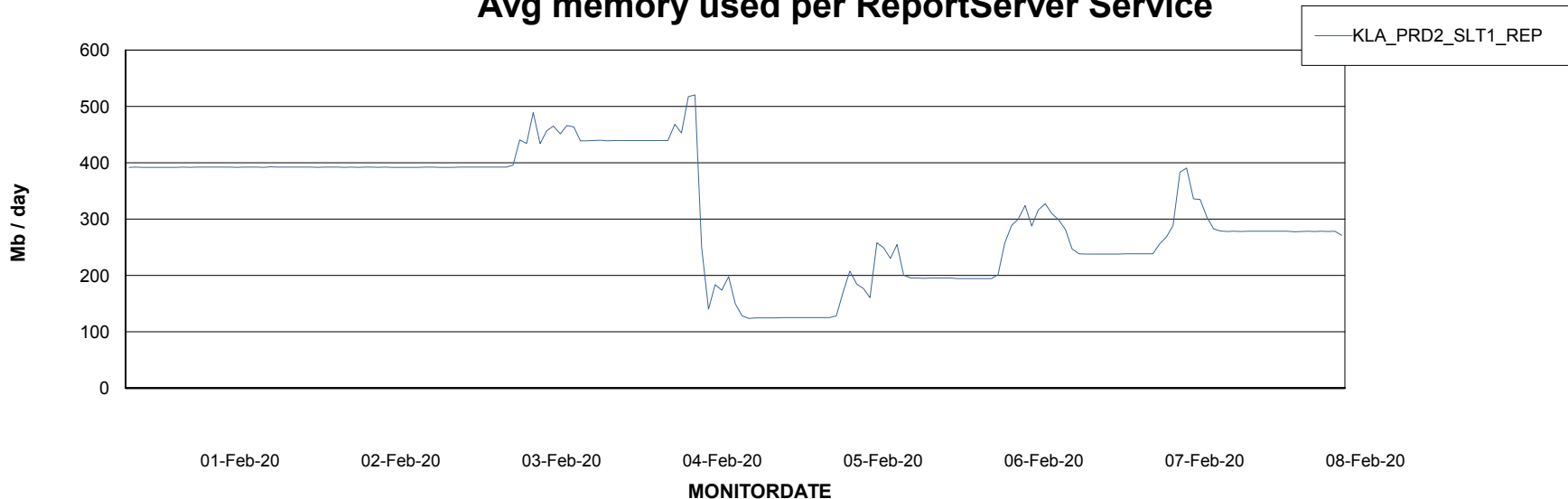
Weekly SLA Customer Report

Customer KLA_Production
Database ID 65



ABSSolute Application ReportServer Services

Avg memory used per ReportServer Service



Disaster per ABS component

