

# Weekly SLA Customer Report

Customer PCO Production  
 Database ID 44



Harddisk Usage PCO\_PRD\_ORACLE1

	Free disk space on c: (%)	Total disk space on c: (Gb)	Free disk space on d: (%)	Total disk space on d: (Gb)
01-Feb-20	78	447	58	1,676
31-Jan-20	78	447	58	1,676
30-Jan-20	78	447	58	1,676
29-Jan-20	78	447	58	1,676
28-Jan-20	78	447	58	1,676
27-Jan-20	78	447	58	1,676
26-Jan-20	78	447	58	1,676

Harddisk Usage PCO\_PRD\_ORACLE2

	Free disk space on c: (%)	Total disk space on c: (Gb)	Free disk space on d: (%)	Total disk space on d: (Gb)
01-Feb-20	75	279	47	838
31-Jan-20	75	279	47	838
30-Jan-20	75	279	47	838
29-Jan-20	75	279	47	838
28-Jan-20	75	279	47	838
27-Jan-20	75	279	47	838
26-Jan-20	75	279	47	838

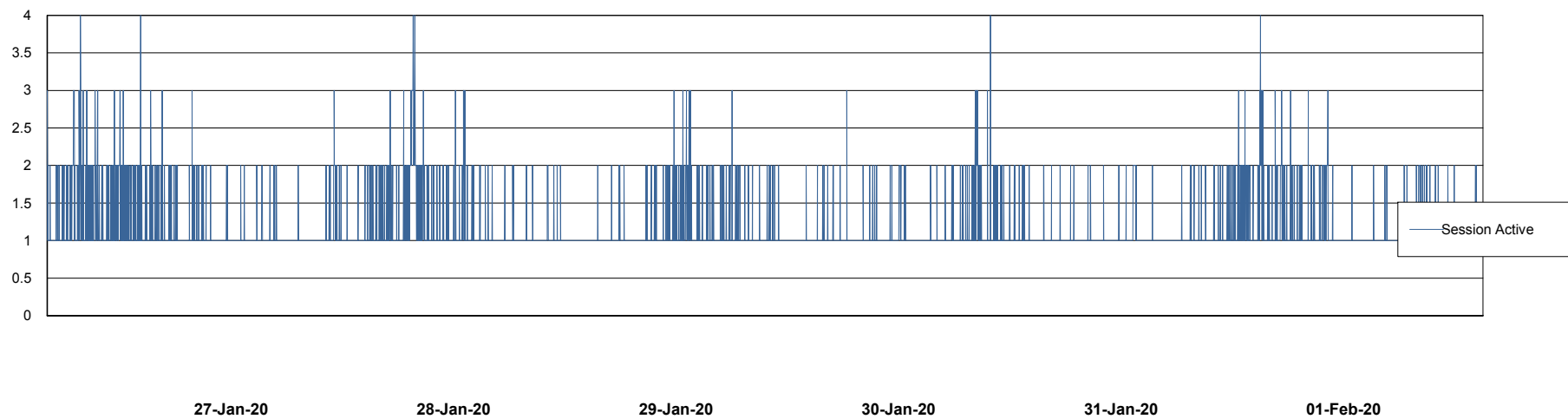
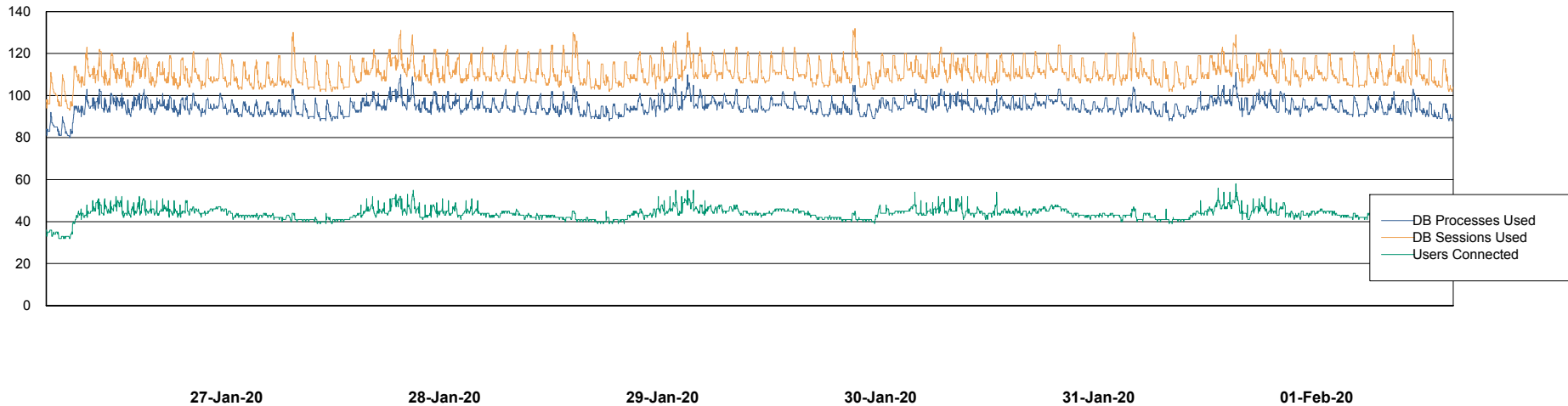
# Weekly SLA Customer Report

Customer PCO Production  
Database ID 44



## Database Performance PCODB\_Production

DB Processes Max 350  
DB Sessions Max 560



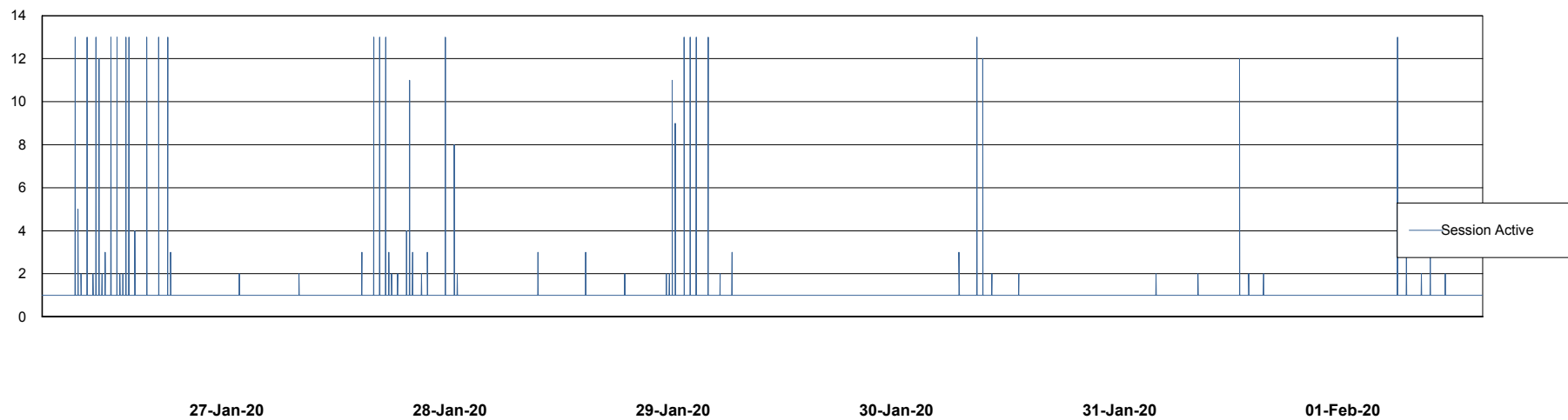
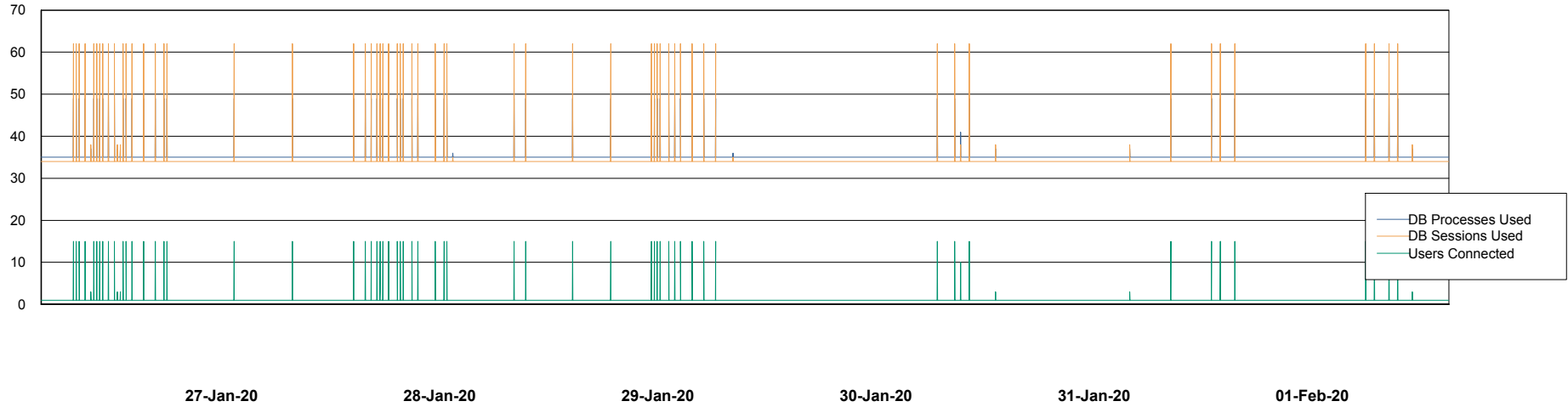
# Weekly SLA Customer Report

Customer PCO Production  
Database ID 44



## Database Performance PCODB\_Standby

DB Processes Max 350  
DB Sessions Max 552



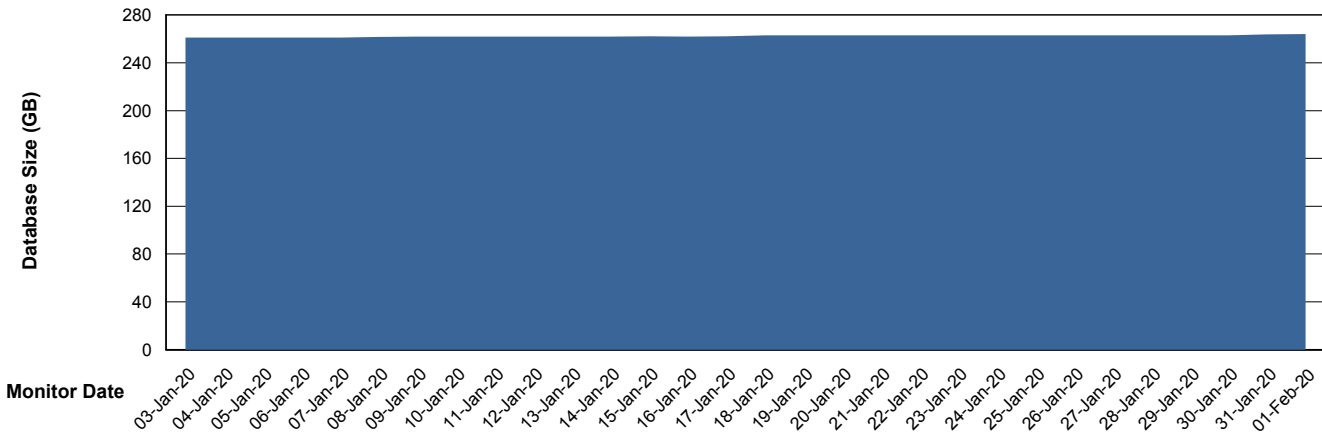
# Weekly SLA Customer Report

Customer PCO Production  
 Database ID 44



DATABASE SIZE PCODB\_Production

Database growth over last month



Database Tablespace PCODB\_Production

Date	Tablespace Name	Filesize (Gb)	Usedsize (Gb)	Percentage free
01-Feb-20	ABSDATA	150	94	37
	INDX	200	137	32
31-Jan-20	ABSDATA	150	94	37
	INDX	200	137	32
30-Jan-20	ABSDATA	150	94	37
	INDX	200	136	32
29-Jan-20	ABSDATA	150	94	37
	INDX	200	136	32
28-Jan-20	ABSDATA	150	94	37
	INDX	200	136	32
27-Jan-20	ABSDATA	150	94	37
	INDX	200	136	32
26-Jan-20	ABSDATA	150	94	37
	INDX	200	136	32

# Weekly SLA Customer Report

Customer PCO Production  
Database ID 44



Standby Database Health      PCO Production

### Recovery lag for last 7 days

