

Weekly SLA Customer Report

Customer KLA_Production
Database ID 65



Harddisk Usage KLAHQORA03

	Free disk space on c: (%)	Total disk space on c: (Gb)	Free disk space on d: (%)	Total disk space on d: (Gb)
01-Feb-20	52	150	37	150
31-Jan-20	39	150	37	150
30-Jan-20	42	150	37	150
29-Jan-20	52	150	37	150
28-Jan-20	52	150	37	150
27-Jan-20	52	150	38	150
26-Jan-20	52	150	37	150

Harddisk Usage KLA_STB

	Free disk space on c: (%)	Total disk space on c: (Gb)	Free disk space on d: (%)	Total disk space on d: (Gb)
01-Feb-20	39	150	43	200
31-Jan-20	39	150	43	200
30-Jan-20	39	150	43	200
29-Jan-20	39	150	43	200
28-Jan-20	39	150	43	200
27-Jan-20	39	150	43	200
26-Jan-20	40	150	43	200

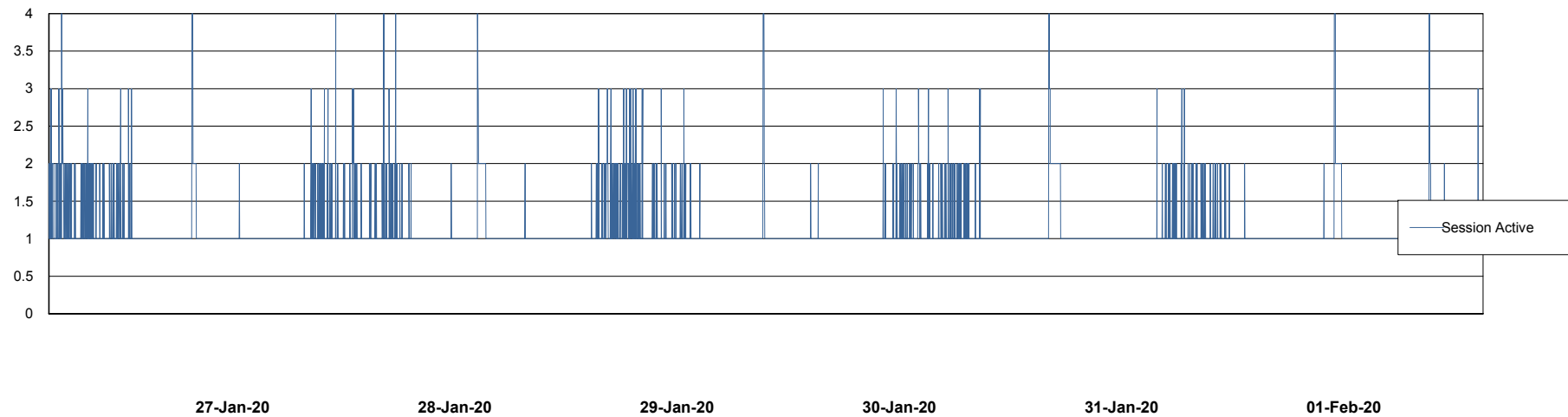
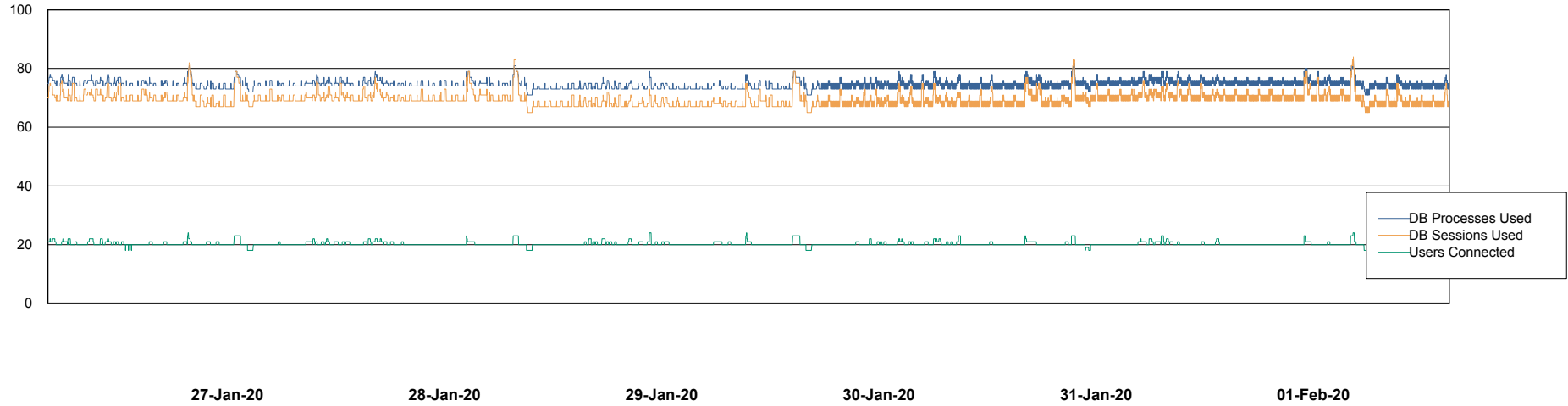
Weekly SLA Customer Report

Customer KLA_Production
Database ID 65



Database Performance KLADB_Production

DB Processes Max 500
DB Sessions Max 772




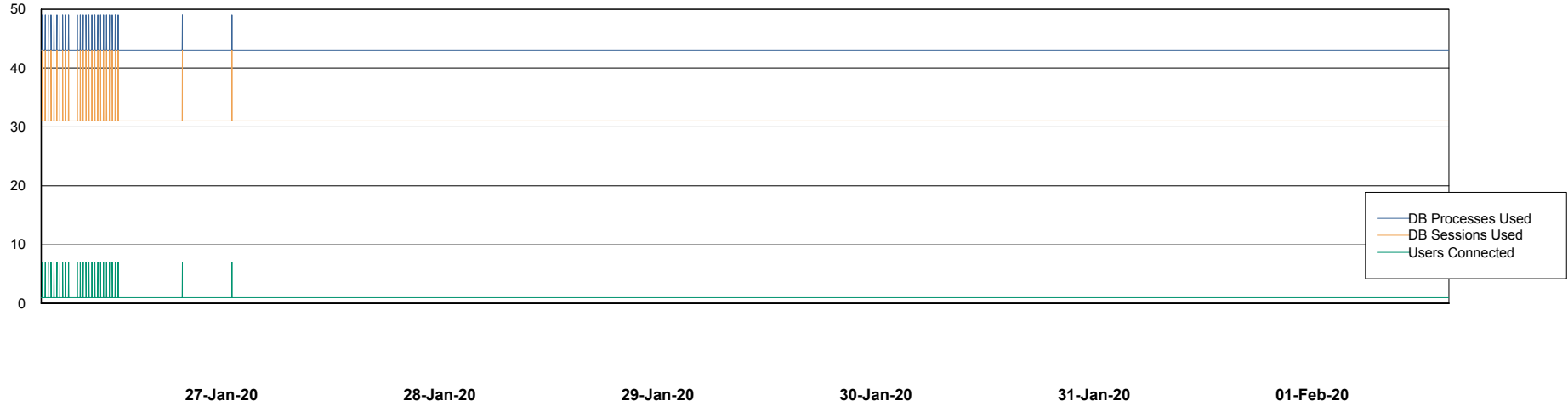
Weekly SLA Customer Report

Customer KLA_Production
Database ID 65



Database Performance KLADB_Standby

DB Processes Max 500
DB Sessions Max 772



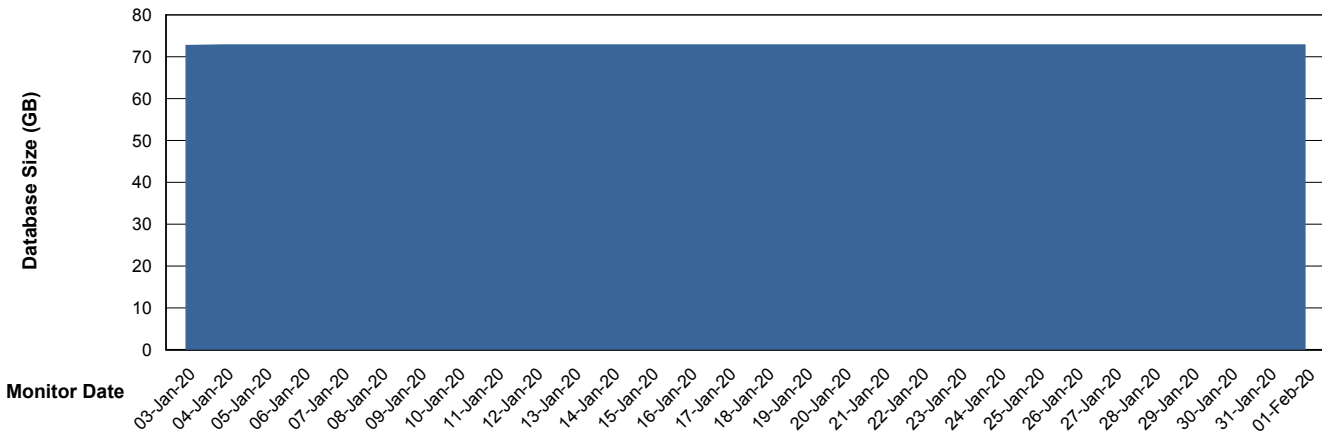
Weekly SLA Customer Report

Customer KLA_Production
 Database ID 65



DATABASE SIZE KLADB_Production

Database growth over last month



Database Tablespace KLADB_Production

Date	Tablespace Name	Filesize (Gb)	Usedsize (Gb)	Percentage free
01-Feb-20	ABSDATA	42	36	14
	INDX	39	33	15
31-Jan-20	ABSDATA	42	36	14
	INDX	39	33	15
30-Jan-20	ABSDATA	42	36	14
	INDX	39	33	15
29-Jan-20	ABSDATA	42	36	14
	INDX	39	33	15
28-Jan-20	ABSDATA	42	36	14
	INDX	39	33	15
27-Jan-20	ABSDATA	42	36	14
	INDX	39	33	15
26-Jan-20	ABSDATA	42	36	14
	INDX	39	33	15

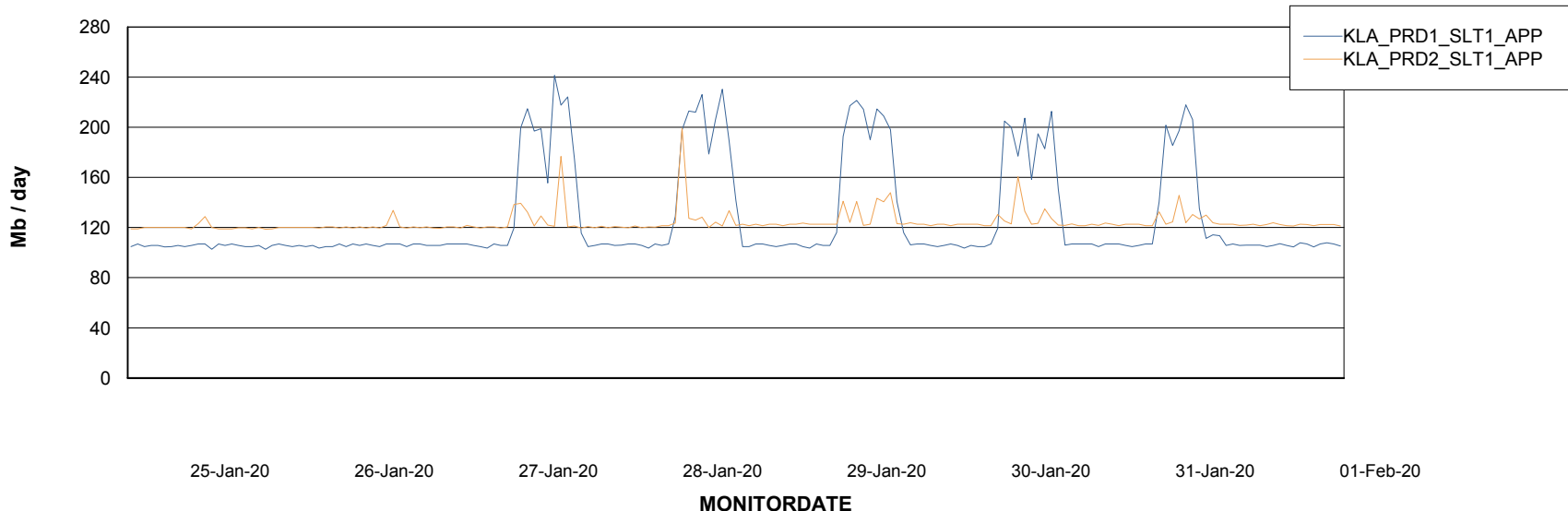
Weekly SLA Customer Report

Customer KLA_Production
Database ID 65

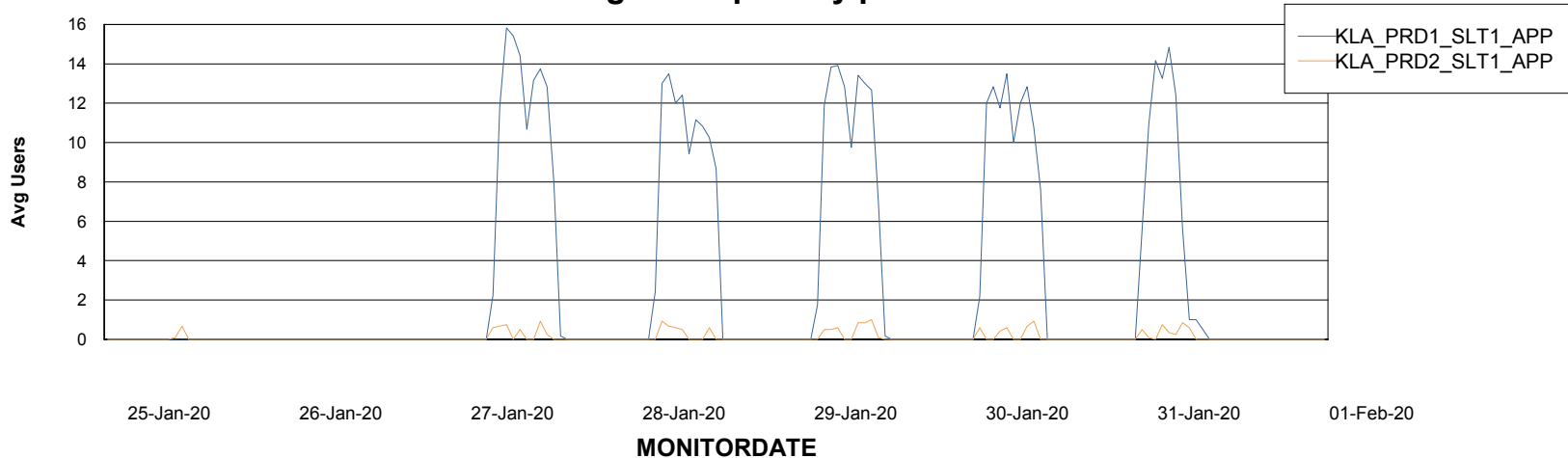


ABSSolute Application Server Services

Avg memory used per ABS Server Service



Avg users per day per ABS server



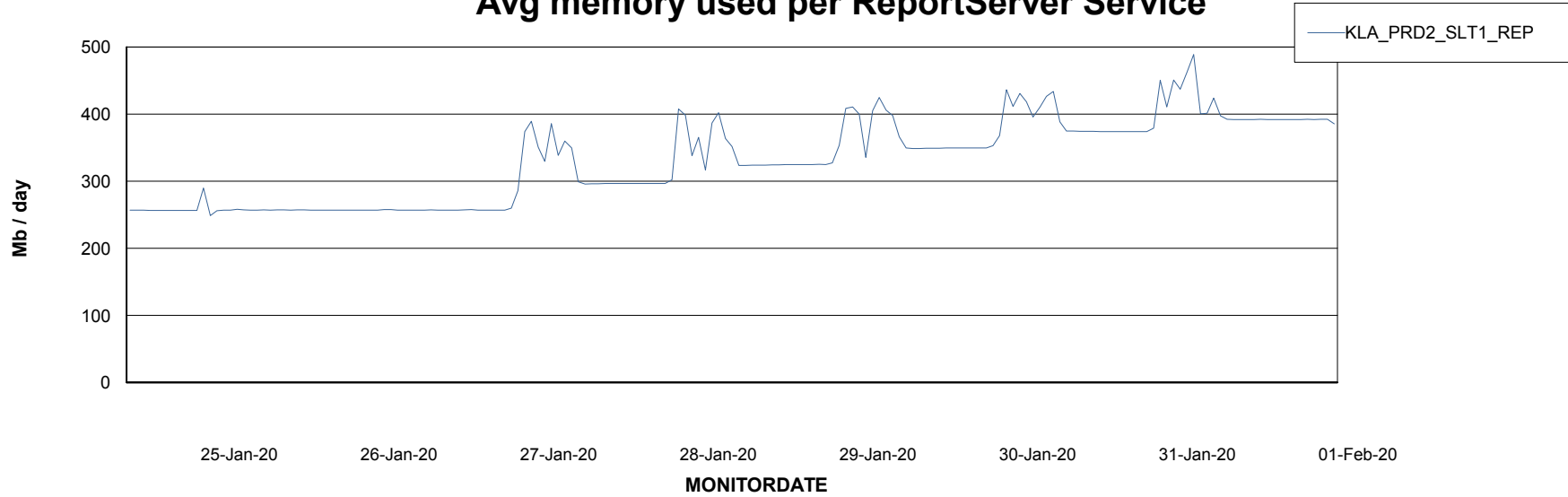
Weekly SLA Customer Report

Customer KLA_Production
Database ID 65



ABSSolute Application ReportServer Services

Avg memory used per ReportServer Service



Disaster per ABS component

