

Weekly SLA Customer Report

Customer CLO Production
 Database ID 38



Harddisk Usage CLO_PRD_CLOBI

	Free disk space on c: (%)	Total disk space on c: (Gb)	Free disk space on d: (%)	Total disk space on d: (Gb)	Free disk space on e: (%)	Total disk space on e: (Gb)
01-Feb-20	83	279	42	447	87	447
31-Jan-20	83	279	43	447	88	447
30-Jan-20	83	279	44	447	88	447
29-Jan-20	83	279	45	447	88	447
28-Jan-20	83	279	46	447	88	447
27-Jan-20	83	279	47	447	88	447
26-Jan-20	83	279	44	447	88	447

Harddisk Usage CLO_PRD_ORA_01

	Free disk space on c: (%)	Total disk space on c: (Gb)	Free disk space on d: (%)	Total disk space on d: (Gb)	Free disk space on f: (%)	Total disk space on f: (Gb)
01-Feb-20	66	279	36	447	36	447
31-Jan-20	66	279	36	447	36	447
30-Jan-20	66	279	36	447	36	447
29-Jan-20	66	279	36	447	36	447
28-Jan-20	66	279	36	447	36	447
27-Jan-20	66	279	36	447	37	447
26-Jan-20	66	279	36	447	37	447

Weekly SLA Customer Report

Customer CLO Production
Database ID 38



Harddisk Usage CLO_PRD_ORA_02

	Free disk space on c: (%)	Total disk space on c: (Gb)	Free disk space on d: (%)	Total disk space on d: (Gb)	Free disk space on f: (%)	Total disk space on f: (Gb)
01-Feb-20	80	279	36	447	29	447
31-Jan-20	79	279	36	447	29	447
30-Jan-20	79	279	36	447	29	447
29-Jan-20	79	279	36	447	29	447
28-Jan-20	79	279	36	447	29	447
27-Jan-20	79	279	36	447	29	447
26-Jan-20	79	279	36	447	29	447

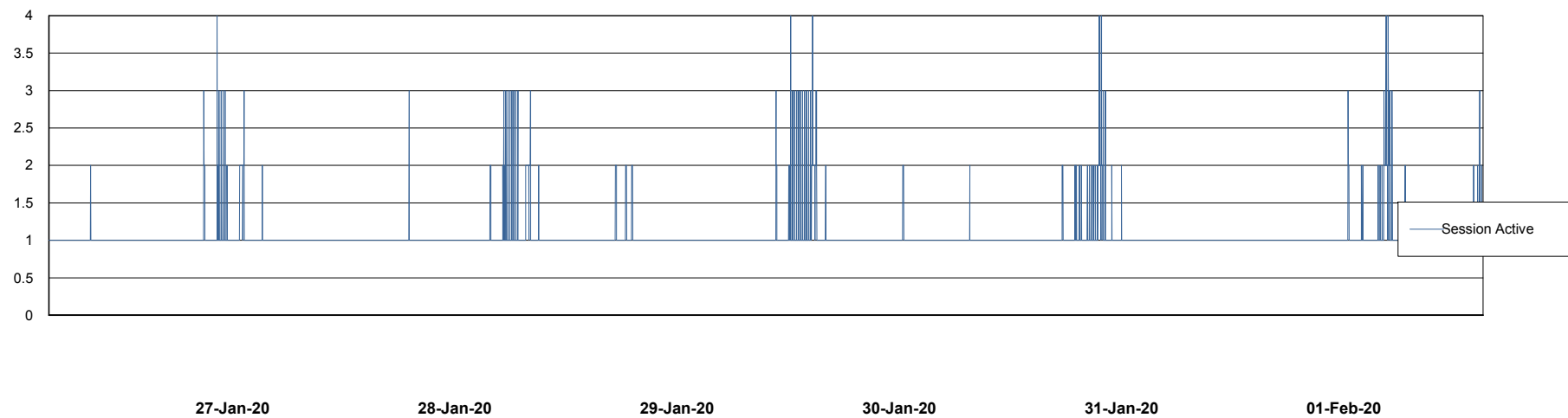
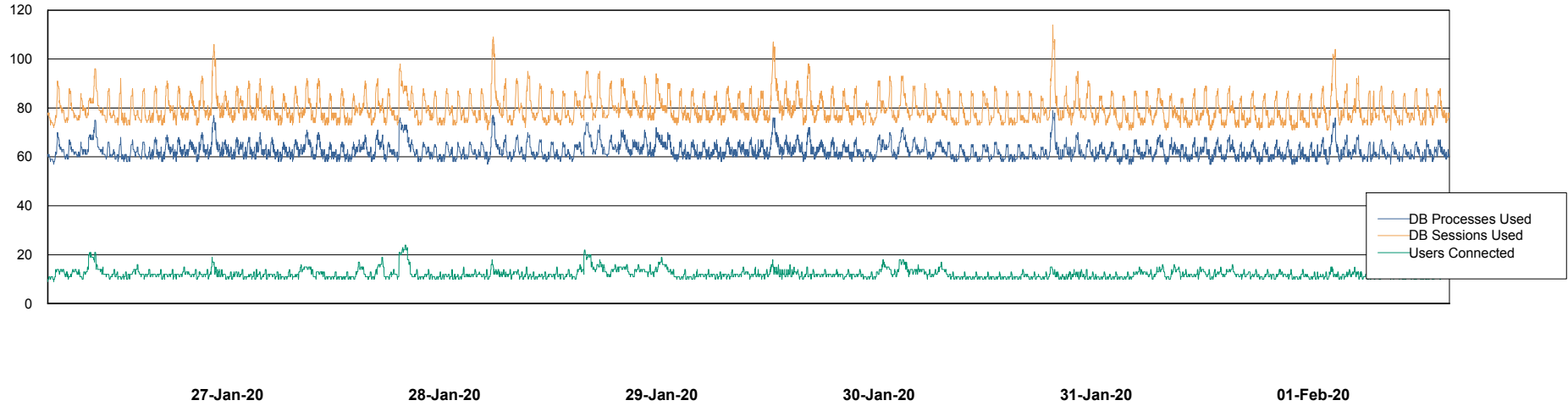
Weekly SLA Customer Report

Customer CLO Production
Database ID 38



Database Performance CLODB_PRD_BI

DB Processes Max 300
DB Sessions Max 480



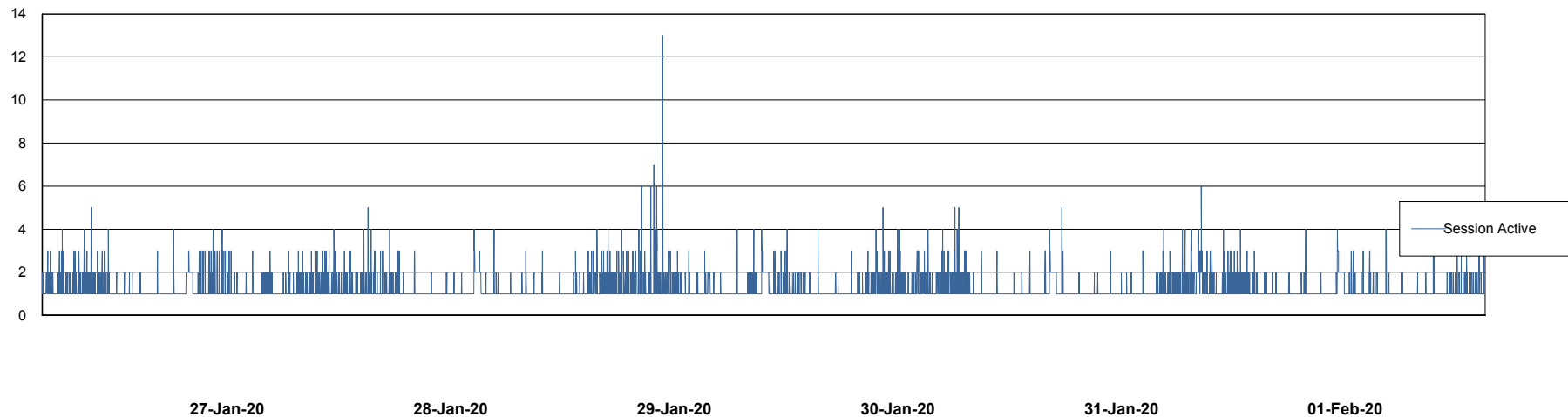
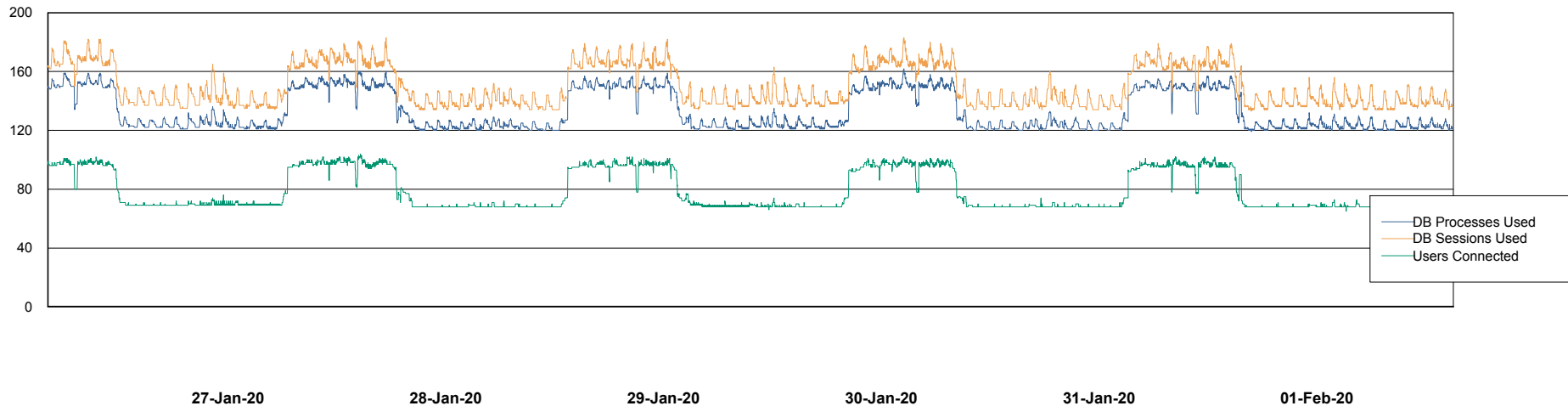
Weekly SLA Customer Report

Customer CLO Production
Database ID 38



Database Performance CLODB_PRD_Production

DB Processes Max 1,000
DB Sessions Max 1,536



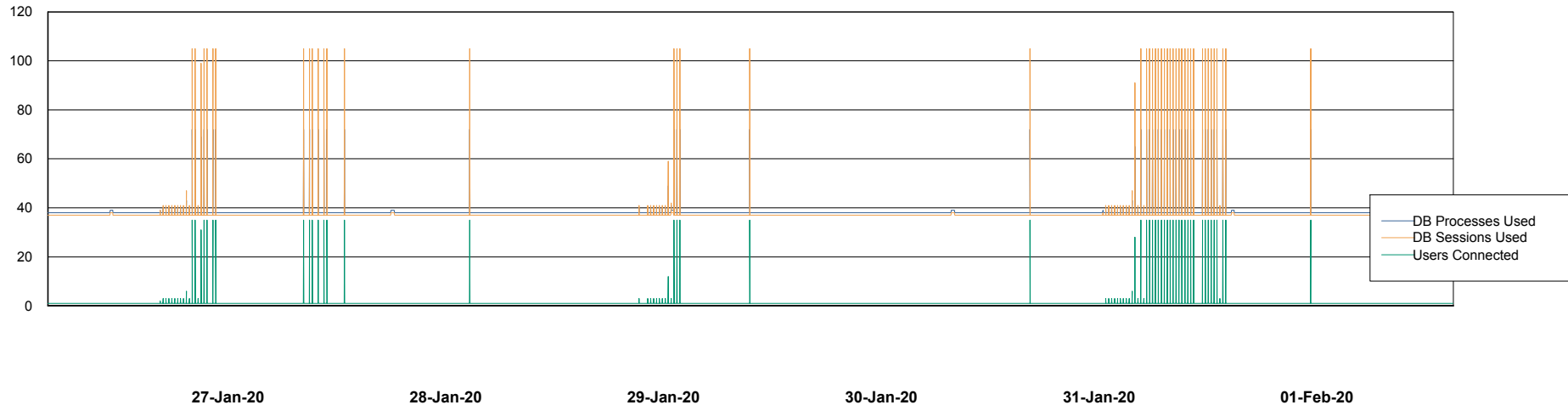
Weekly SLA Customer Report

Customer CLO Production
Database ID 38



Database Performance CLODB_PRD_Standby

DB Processes Max 1,000
DB Sessions Max 1,536



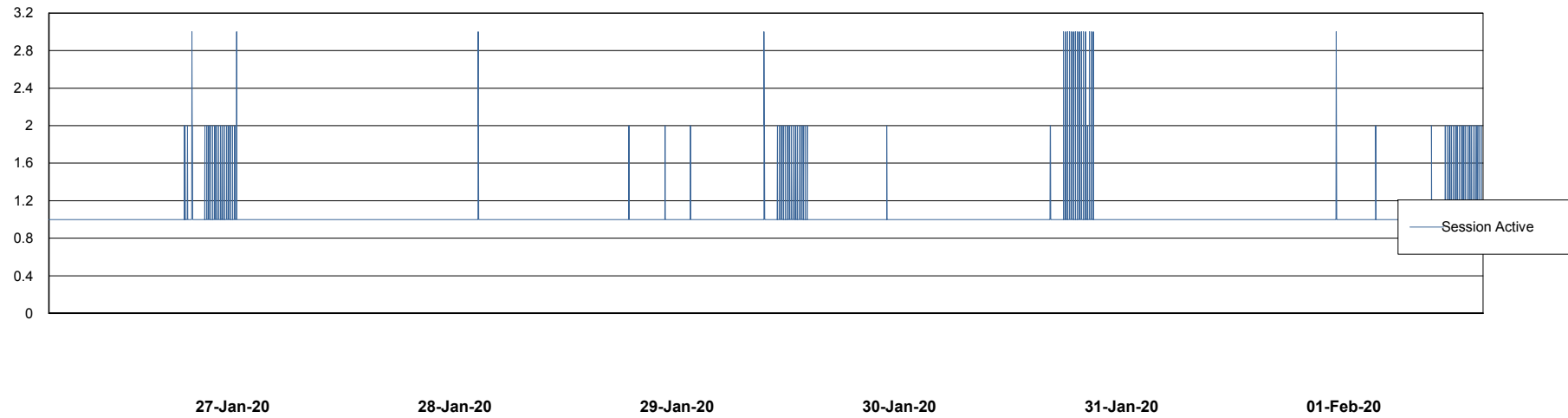
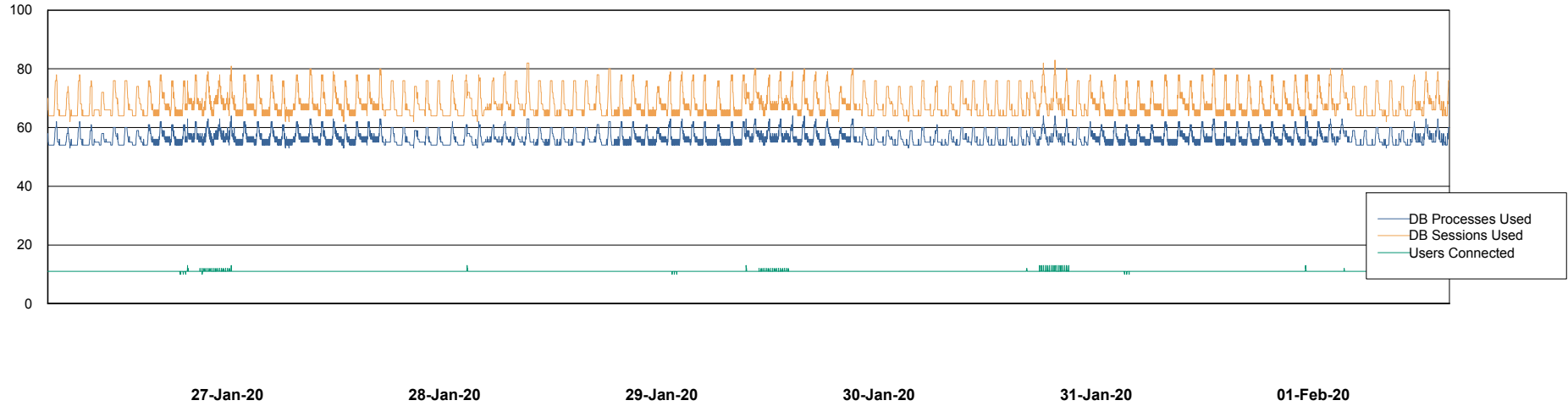
Weekly SLA Customer Report

Customer CLO Production
Database ID 38



Database Performance CLODB_PRD_Test

DB Processes Max 1,000
DB Sessions Max 1,536



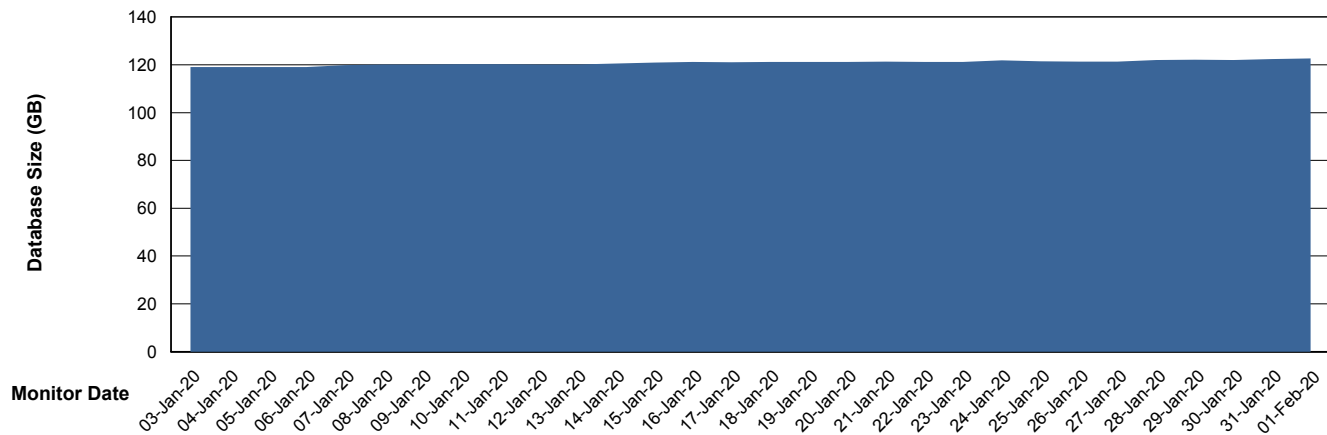
Weekly SLA Customer Report

Customer CLO Production
Database ID 38



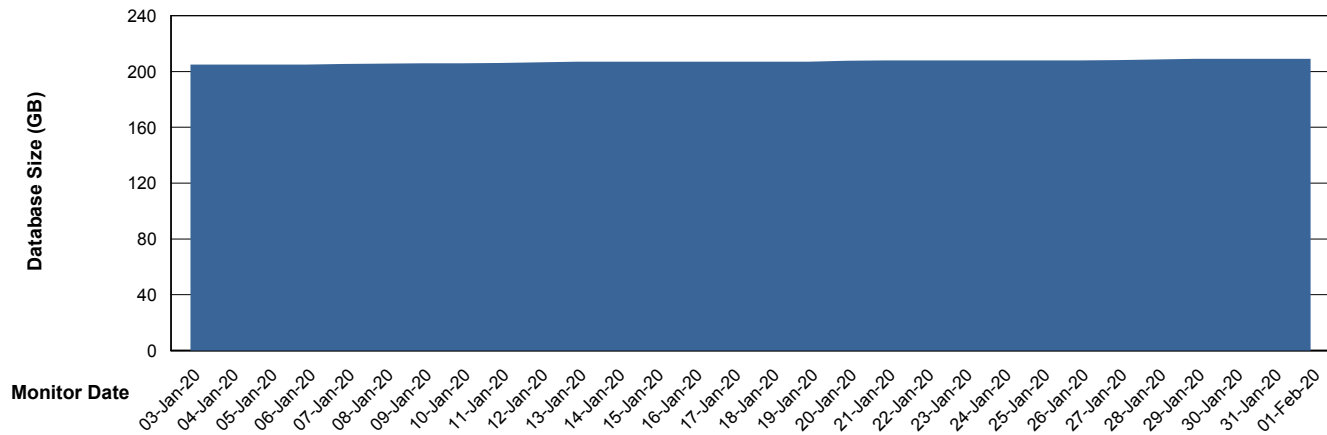
DATABASE SIZE CLODB_PRD_BI

Database growth over last month



DATABASE SIZE CLODB_PRD_Production

Database growth over last month



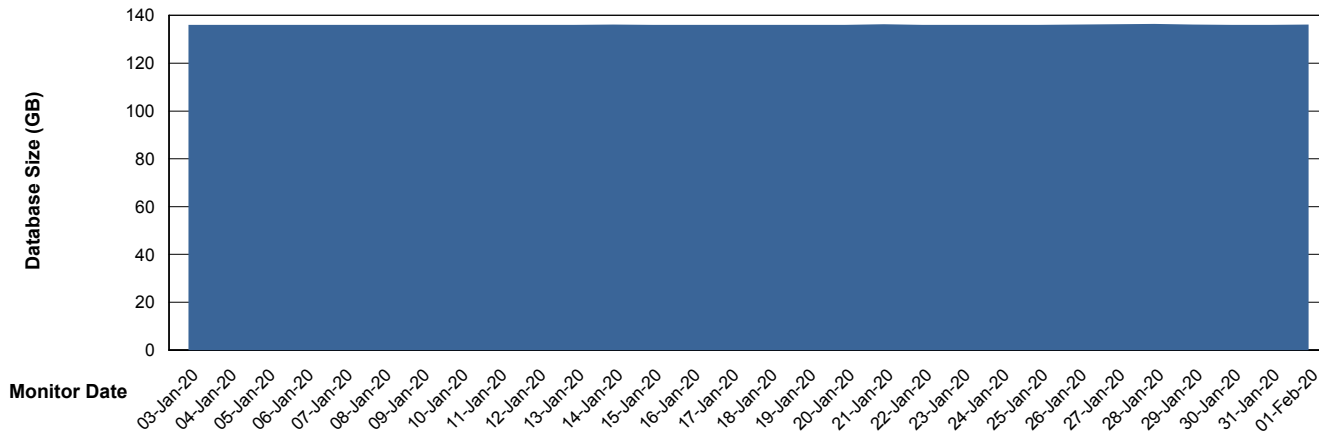
Weekly SLA Customer Report

Customer CLO Production
Database ID 38



DATABASE SIZE CLODB_PRD_Test

Database growth over last month



Weekly SLA Customer Report

Customer CLO Production
Database ID 38



Database Tablespace		CLODB_PRD_BI		
Date	Tablespace Name	Filesize (Gb)	Usedsize (Gb)	Percentage free
01-Feb-20	ABSDATA	120	60	50
	INDX	92	60	35
31-Jan-20	ABSDATA	120	60	50
	INDX	92	60	35
30-Jan-20	ABSDATA	120	60	50
	INDX	92	60	35
29-Jan-20	ABSDATA	120	60	50
	INDX	92	60	35
28-Jan-20	ABSDATA	120	59	51
	INDX	92	60	35
27-Jan-20	ABSDATA	120	59	51
	INDX	92	60	35
26-Jan-20	ABSDATA	120	59	51
	INDX	92	60	35

Weekly SLA Customer Report

Customer CLO Production
Database ID 38



Database Tablespace		CLODB_PRD_Production		
Date	Tablespace Name	Filesize (Gb)	Usedsize (Gb)	Percentage free
01-Feb-20	ABSDATA	104	68	35
	INDX	135	119	12
31-Jan-20	ABSDATA	104	68	35
	INDX	135	119	12
30-Jan-20	ABSDATA	104	68	35
	INDX	135	119	12
29-Jan-20	ABSDATA	104	68	35
	INDX	135	118	13
28-Jan-20	ABSDATA	104	68	35
	INDX	135	118	13
27-Jan-20	ABSDATA	104	68	35
	INDX	135	118	13
26-Jan-20	ABSDATA	104	68	35
	INDX	135	118	13

Weekly SLA Customer Report

Customer CLO Production
 Database ID 38



Database Tablespace CLODB_PRD_Test

Date	Tablespace Name	Filesize (Gb)	Usedsize (Gb)	Percentage free
01-Feb-20	ABSDATA	88	70	20
	INDX	80	64	20
31-Jan-20	ABSDATA	88	70	20
	INDX	80	64	20
30-Jan-20	ABSDATA	88	70	20
	INDX	80	64	20
29-Jan-20	ABSDATA	88	70	20
	INDX	80	64	20
28-Jan-20	ABSDATA	88	70	20
	INDX	80	64	20
27-Jan-20	ABSDATA	88	70	20
	INDX	80	64	20
26-Jan-20	ABSDATA	88	71	19
	INDX	80	64	20

BI Status and last ETL error for CLODB_PRD_BI

	Sun 26/1/2020	Mon 27/1/2020	Tue 28/1/2020	Wed 29/1/2020	Thu 30/1/2020	Fri 31/1/2020	Sat 1/2/2020
ABS DataWarehouse ETL Health	OK	OK	OK	OK	OK	OK	OK
ABS DWHStaging ETL Health	OK	OK	OK	OK	OK	OK	OK

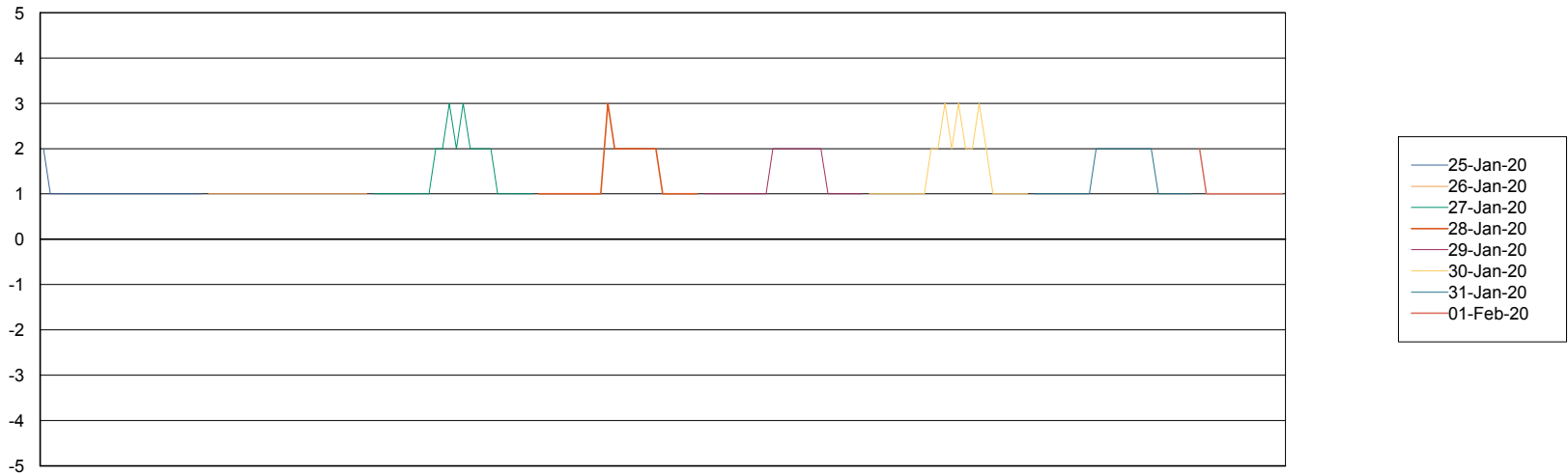
Weekly SLA Customer Report

Customer CLO Production
Database ID 38



Standby Database Health CLO Production

Recovery lag for last 7 days



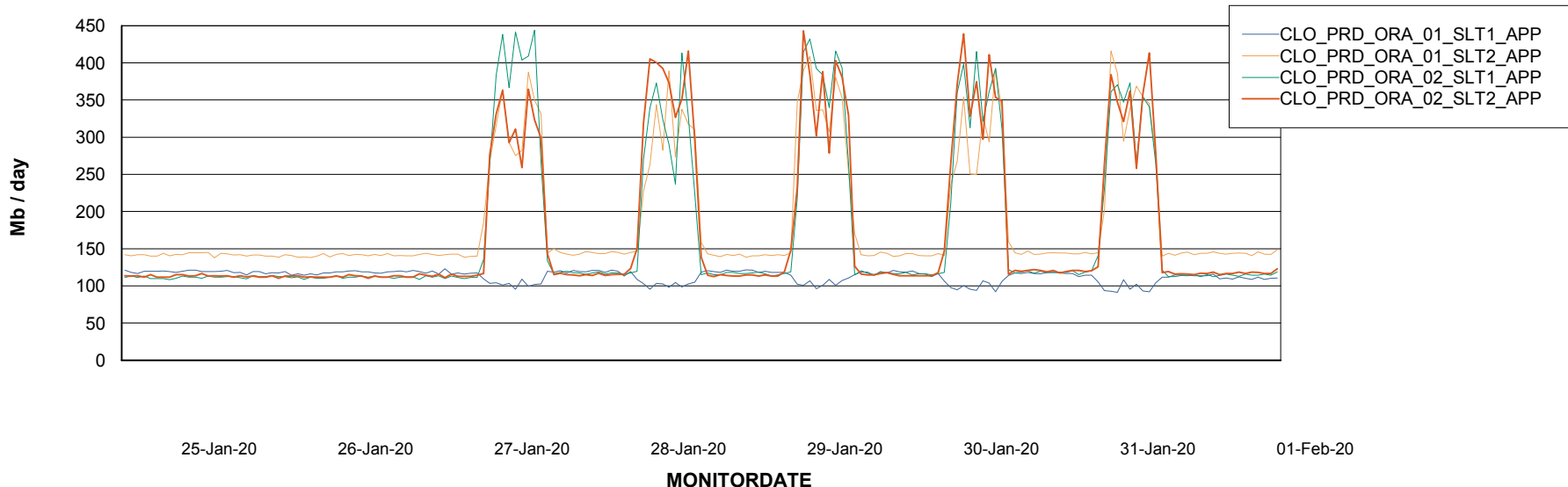
Weekly SLA Customer Report

Customer CLO Production
Database ID 38

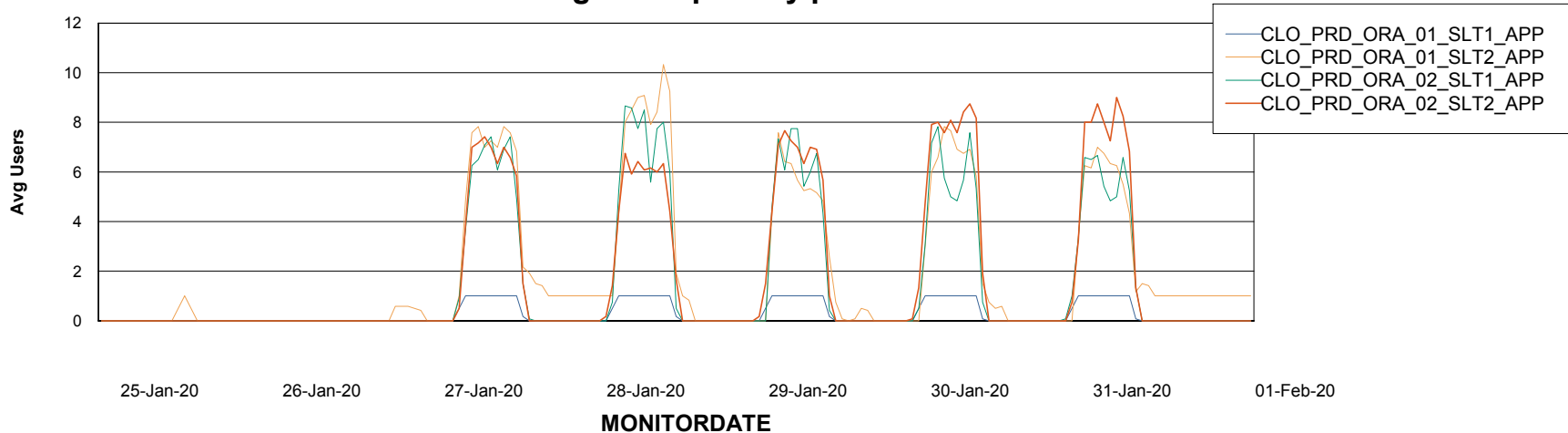


ABSSolute Application Server Services

Avg memory used per ABS Server Service



Avg users per day per ABS server



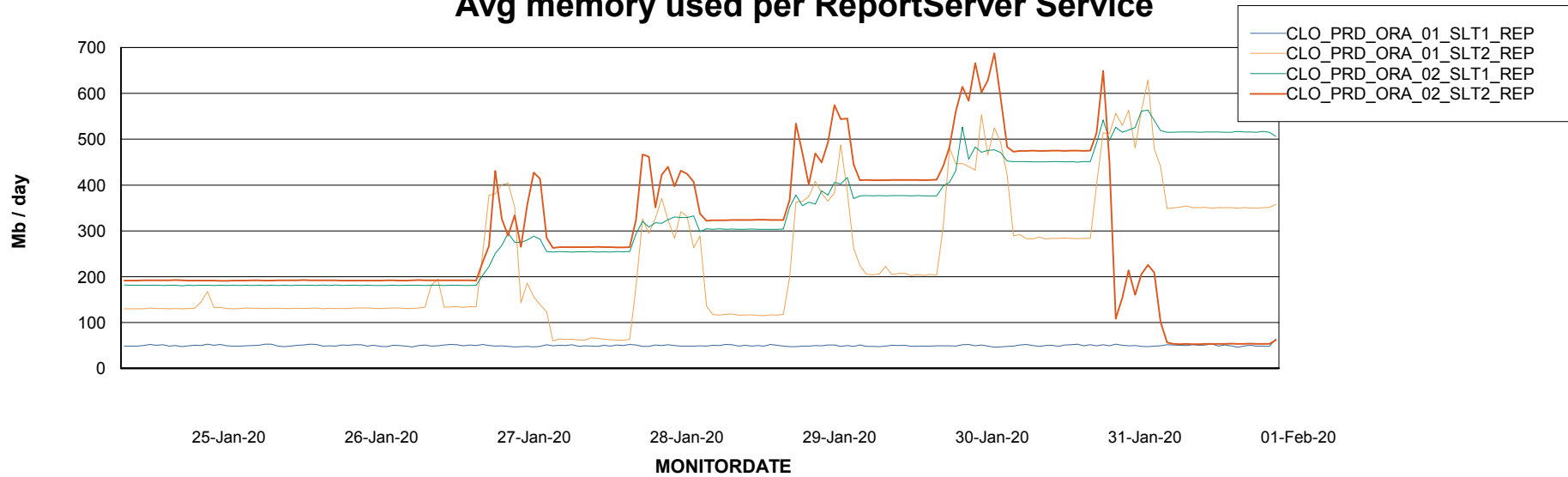
Weekly SLA Customer Report

Customer CLO Production
Database ID 38



ABSSolute Application ReportServer Services

Avg memory used per ReportServer Service



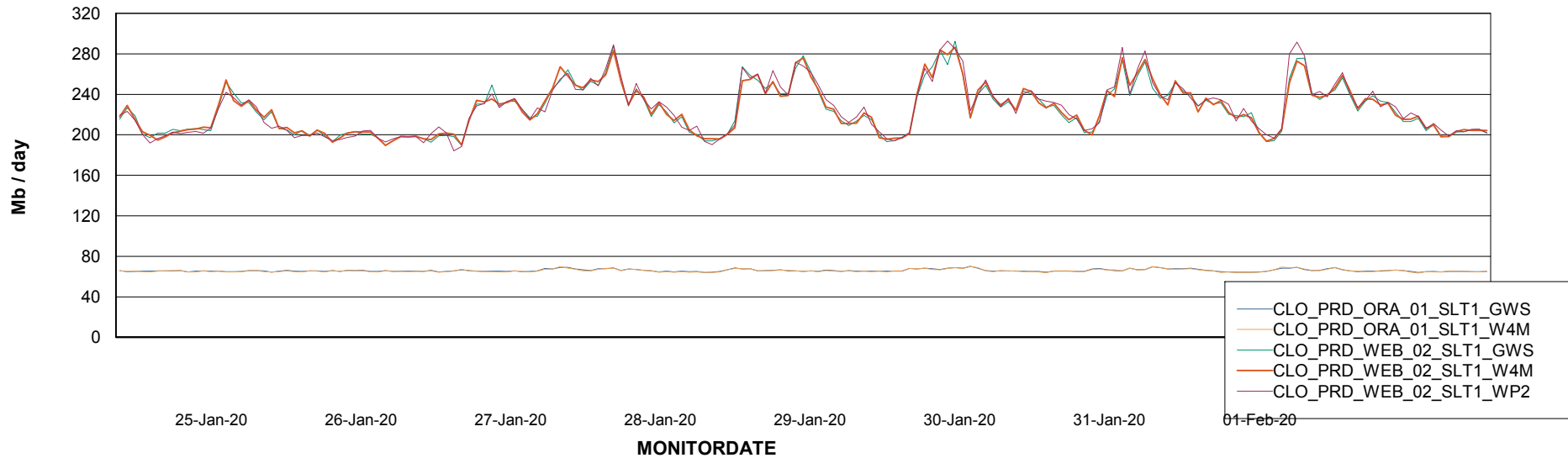
Weekly SLA Customer Report

Customer CLO Production
Database ID 38



ABSSolute Web Component Services

Avg memory used per ABS Web component



Weekly SLA Customer Report

Customer CLO Production
Database ID 38



Disaster per ABS component

