

Weekly SLA Customer Report

Customer KLA_Production
Database ID 65



Harddisk Usage KLAHQORA03

	Free disk space on c: (%)	Total disk space on c: (Gb)	Free disk space on d: (%)	Total disk space on d: (Gb)
18-Jan-20	52	150	38	150
17-Jan-20	52	150	38	150
16-Jan-20	52	150	38	150
15-Jan-20	52	150	38	150
14-Jan-20	53	150	38	150
13-Jan-20	52	150	38	150
12-Jan-20	53	150	38	150

Harddisk Usage KLA_STB

	Free disk space on c: (%)	Total disk space on c: (Gb)	Free disk space on d: (%)	Total disk space on d: (Gb)
18-Jan-20	40	150	43	200
17-Jan-20	40	150	43	200
16-Jan-20	40	150	43	200
15-Jan-20	40	150	43	200
14-Jan-20	40	150	43	200
13-Jan-20	40	150	43	200
12-Jan-20	40	150	43	200

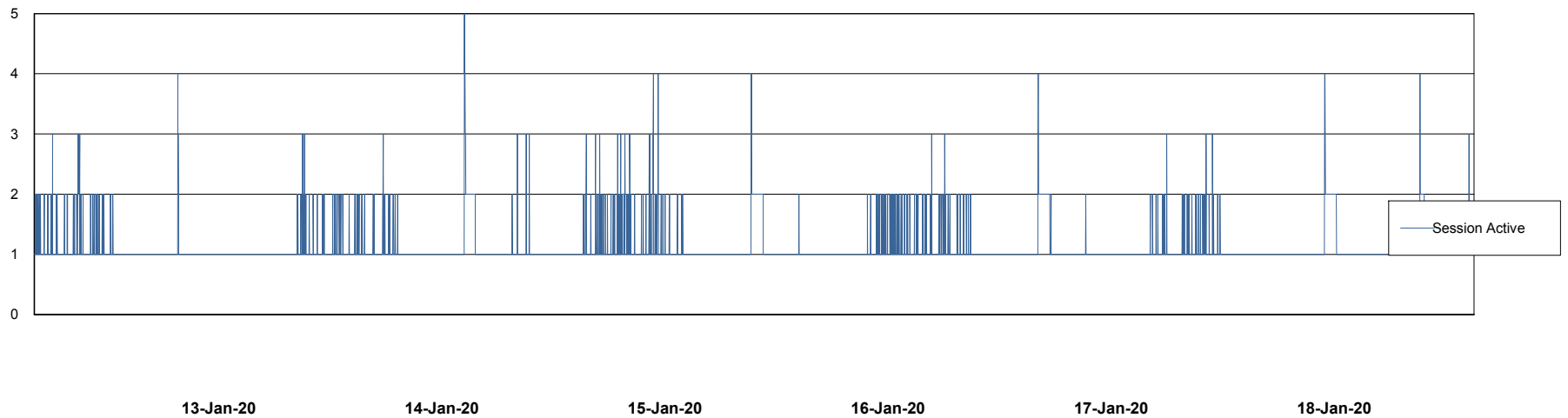
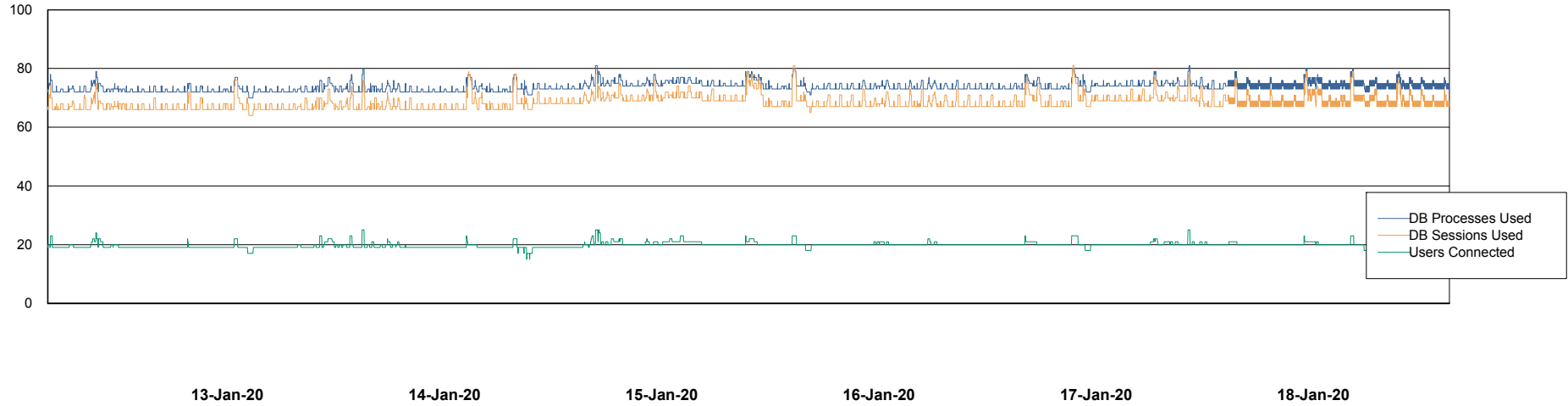
Weekly SLA Customer Report

Customer KLA_Production
Database ID 65



Database Performance KLADB_Production

DB Processes Max 500
DB Sessions Max 772




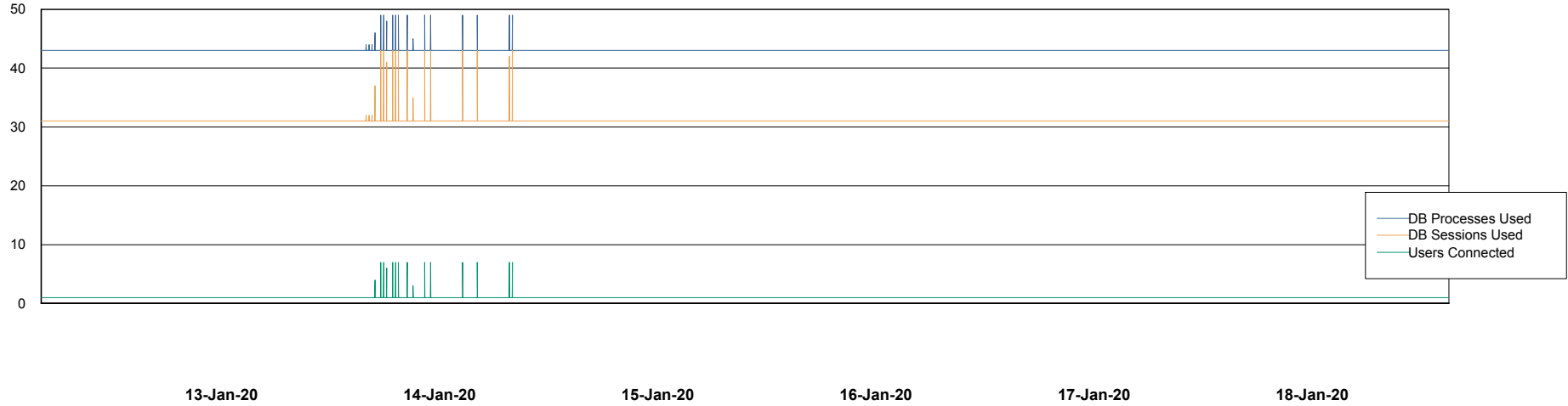
Weekly SLA Customer Report

Customer KLA_Production
Database ID 65



Database Performance KLADB_Standby

DB Processes Max 500
DB Sessions Max 772



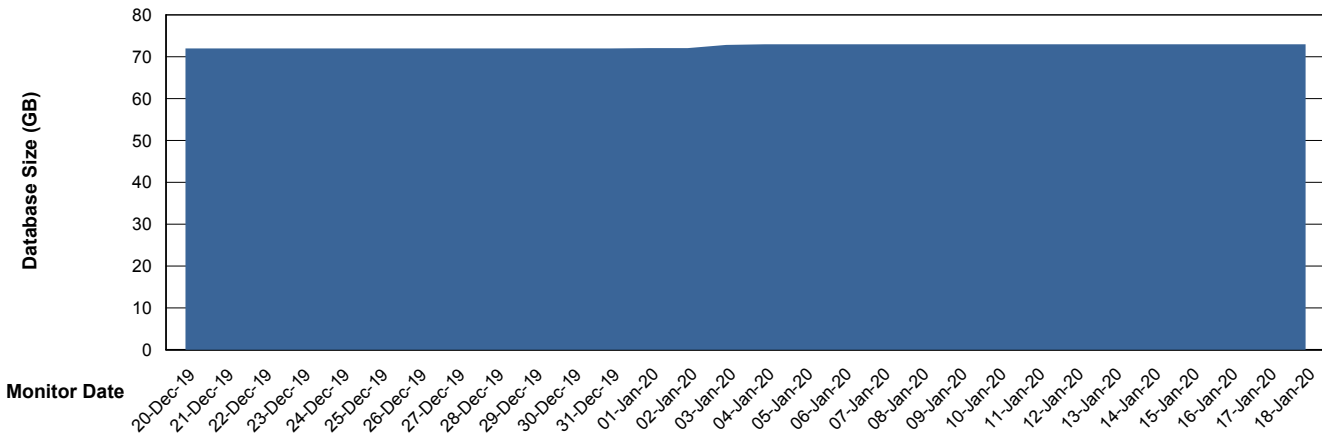
Weekly SLA Customer Report

Customer KLA_Production
 Database ID 65



DATABASE SIZE KLADB_Production

Database growth over last month



Database Tablespace KLADB_Production

Date	Tablespace Name	Filesize (Gb)	Usedsize (Gb)	Percentage free
18-Jan-20	ABSDATA	42	36	14
	INDX	39	33	15
17-Jan-20	ABSDATA	42	36	14
	INDX	39	33	15
16-Jan-20	ABSDATA	42	36	14
	INDX	39	33	15
15-Jan-20	ABSDATA	42	36	14
	INDX	39	33	15
14-Jan-20	ABSDATA	42	36	14
	INDX	39	33	15
13-Jan-20	ABSDATA	42	36	14
	INDX	39	33	15
12-Jan-20	ABSDATA	42	36	14
	INDX	39	33	15

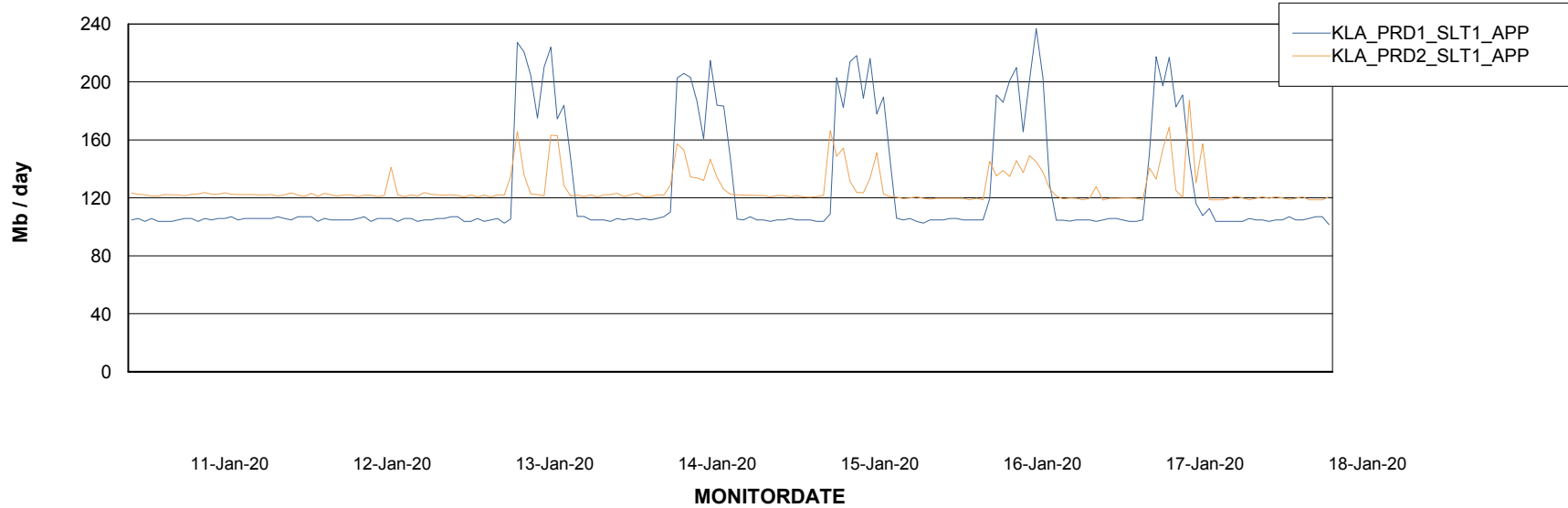
Weekly SLA Customer Report

Customer KLA_Production
Database ID 65

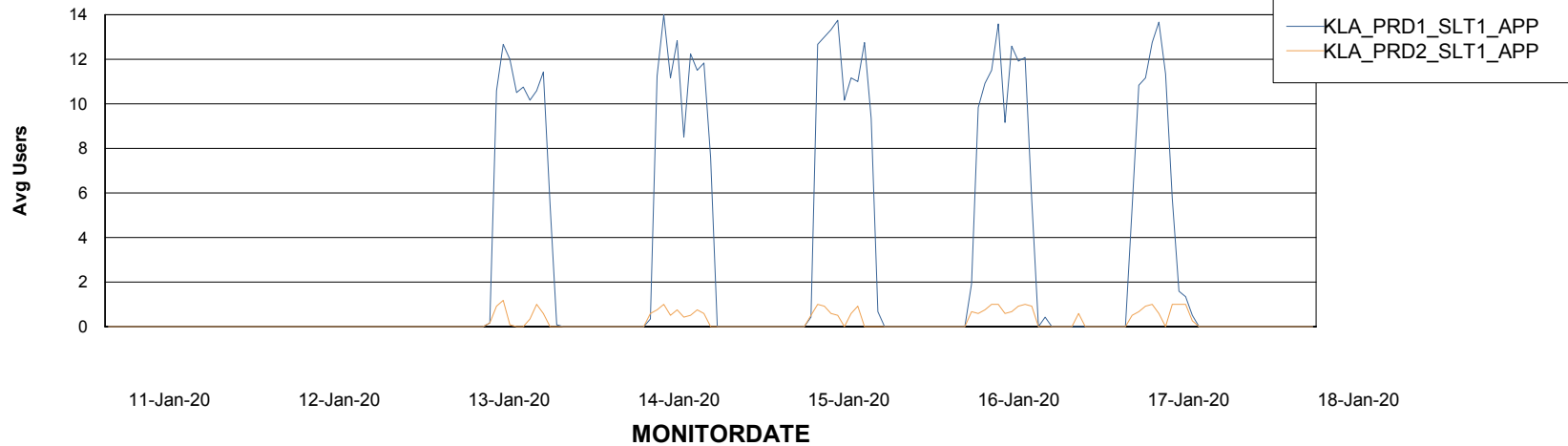


ABSSolute Application Server Services

Avg memory used per ABS Server Service



Avg users per day per ABS server



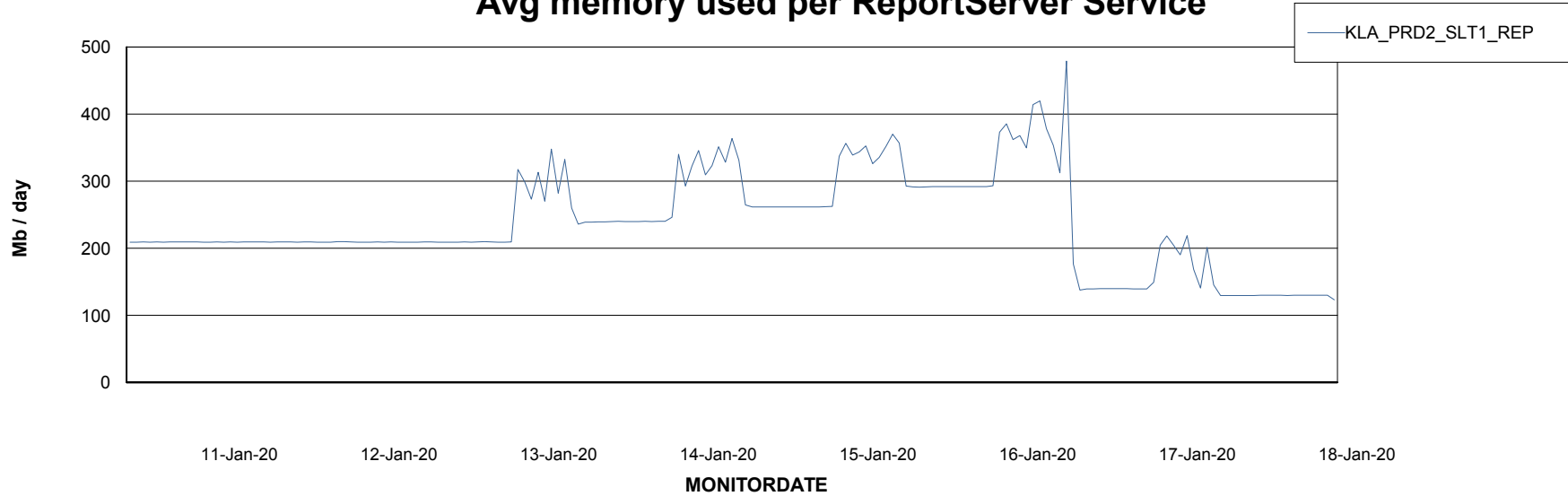
Weekly SLA Customer Report

Customer KLA_Production
Database ID 65



ABSSolute Application ReportServer Services

Avg memory used per ReportServer Service



Disaster per ABS component

