

# Weekly SLA Customer Report

Customer SPI\_Production  
Database ID 49



## Harddisk Usage SPI\_PRD\_ORACLE1

	Free disk space on c: (%)	Total disk space on c: (Gb)	Total disk space on d: (Gb)
11-Jan-20	45	79	100
10-Jan-20	45	79	100
09-Jan-20	45	79	100
08-Jan-20	45	79	100
07-Jan-20	45	79	100
06-Jan-20	45	79	100
05-Jan-20	46	79	100

## Harddisk Usage SPI\_Webserver

	Free disk space on c: (%)	Total disk space on c: (Gb)	Free disk space on d: (%)	Total disk space on d: (Gb)
11-Jan-20	59	79	55	100
10-Jan-20	59	79	55	100
09-Jan-20	59	79	56	100
08-Jan-20	59	79	18	100
07-Jan-20	59	79	11	100
06-Jan-20	59	79	17	100
05-Jan-20	59	79	5	100

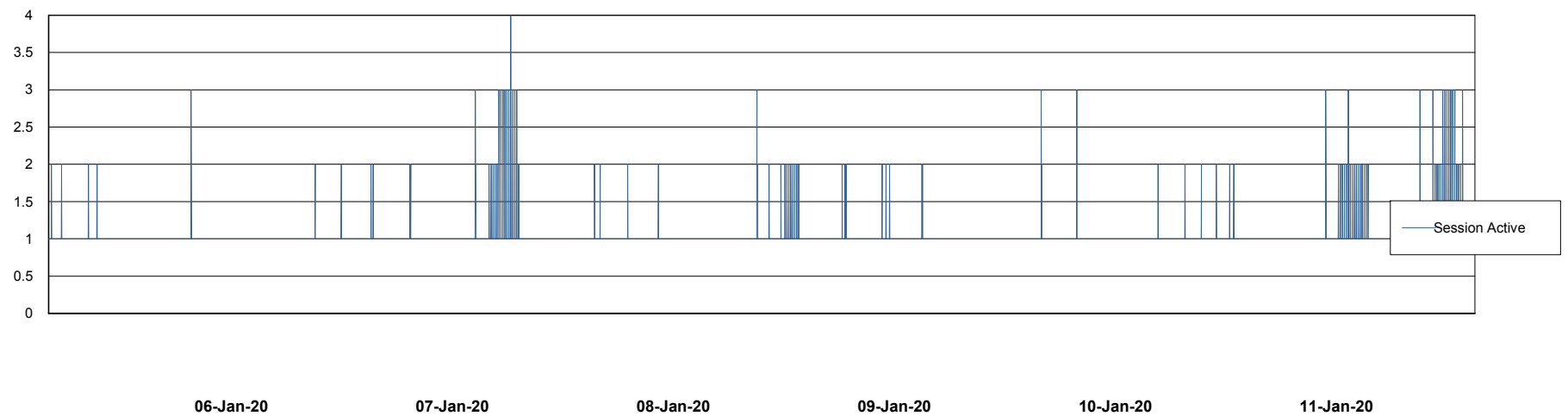
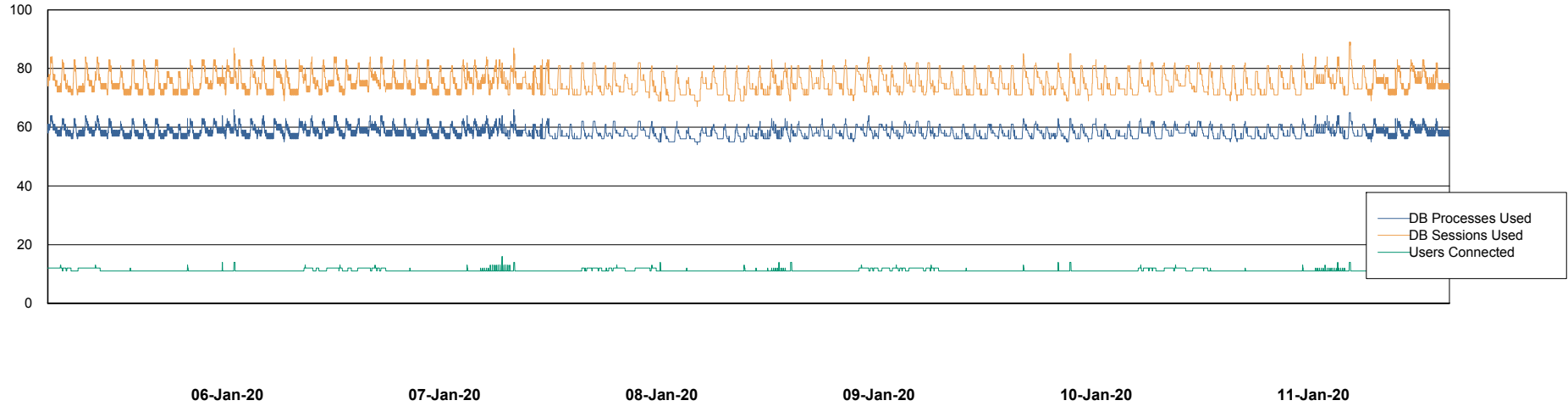
# Weekly SLA Customer Report

Customer SPI\_Production  
Database ID 49



## Database Performance SPIDB\_Production

DB Processes Max 500  
DB Sessions Max 772



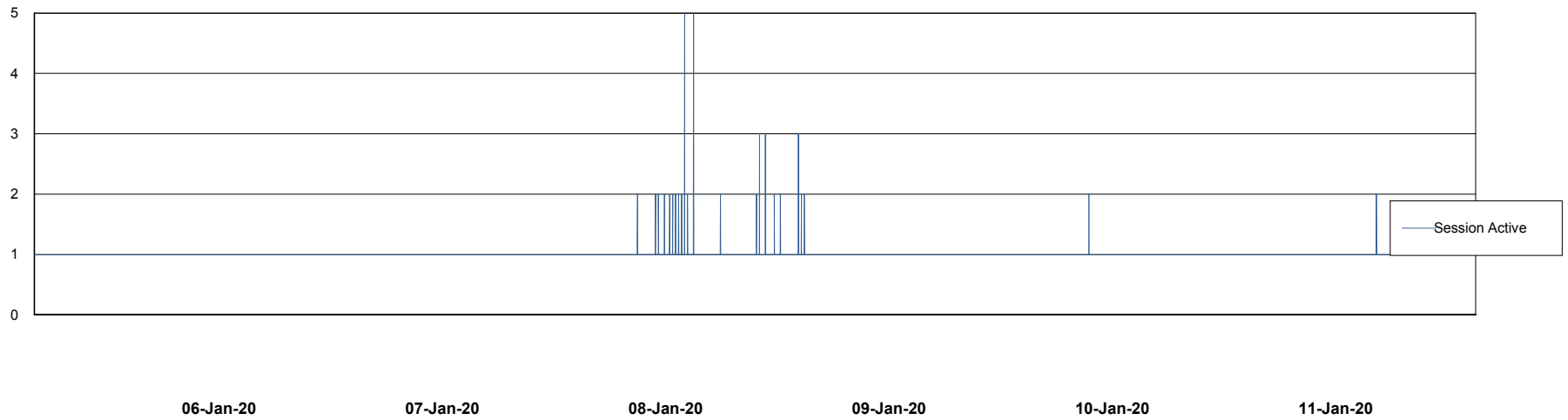
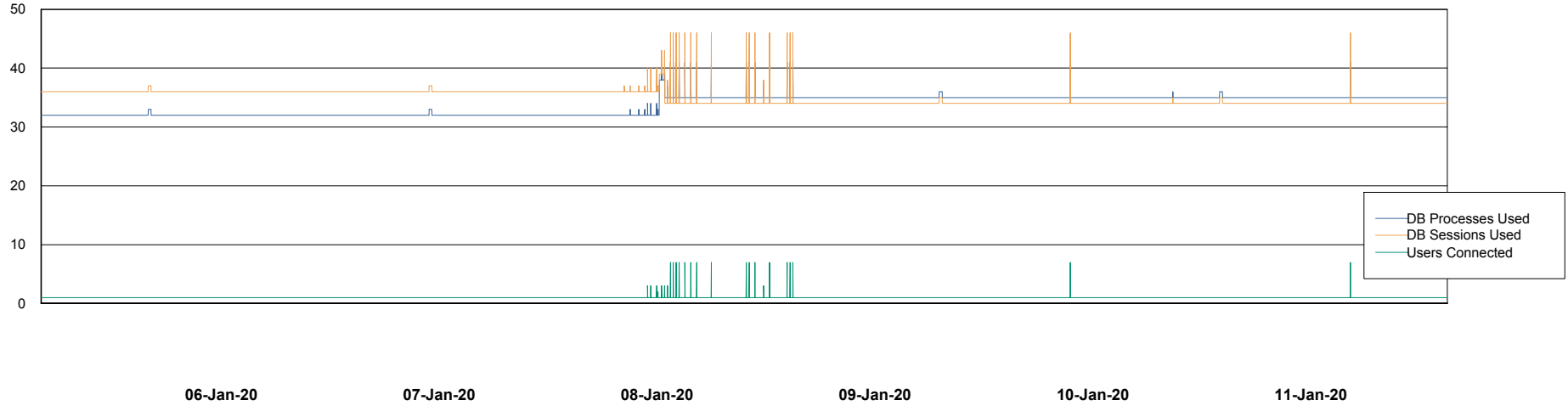
# Weekly SLA Customer Report

Customer SPI\_Production  
Database ID 49



## Database Performance SPIDB\_Standby

DB Processes Max 500  
DB Sessions Max 772



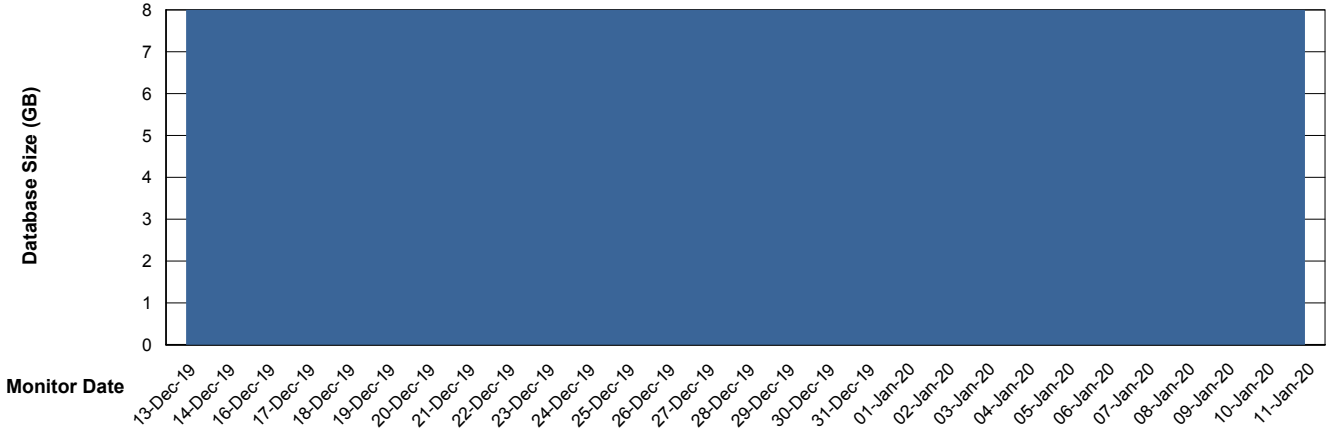
# Weekly SLA Customer Report

Customer SPI\_Production  
 Database ID 49



DATABASE SIZE SPIDB\_Production

Database growth over last month



Database Tablespace SPIDB\_Production

Date	Tablespace Name	Filesize (Gb)	Usedsize (Gb)	Percentage free
11-Jan-20	ABSDATA	4	0	100
	INDX	8	4	50
10-Jan-20	ABSDATA	4	0	100
	INDX	8	4	50
09-Jan-20	ABSDATA	4	0	100
	INDX	8	4	50
08-Jan-20	ABSDATA	4	0	100
	INDX	8	4	50
07-Jan-20	ABSDATA	4	0	100
	INDX	8	4	50
06-Jan-20	ABSDATA	4	0	100
	INDX	8	4	50
05-Jan-20	ABSDATA	4	0	100
	INDX	8	4	50