

# Weekly SLA Customer Report

Customer PHS\_Production  
 Database ID 47



Harddisk Usage PHS\_BI\_GCAB891b (new 2019)

	Free disk space on c: (%)	Total disk space on c: (Gb)	Free disk space on d: (%)	Total disk space on d: (Gb)
11-Jan-20	54	150	32	300
10-Jan-20	54	150	34	300
09-Jan-20	54	150	34	300
08-Jan-20	54	150	34	300
07-Jan-20	54	150	34	300
06-Jan-20	54	150	34	300
05-Jan-20	54	150	33	300

Harddisk Usage PHS\_PRDWEB\_DCAB573b

	Free disk space on c: (%)	Total disk space on c: (Gb)
11-Jan-20	77	100
10-Jan-20	77	100
09-Jan-20	77	100
08-Jan-20	77	100
07-Jan-20	77	100
06-Jan-20	77	100
05-Jan-20	77	100

# Weekly SLA Customer Report

Customer PHS\_Production  
 Database ID 47



Harddisk Usage PHS\_PRD\_GCAB574b

	Free disk space on c: (%)	Total disk space on c: (Gb)	Free disk space on d: (%)	Total disk space on d: (Gb)	Free disk space on f: (%)	Total disk space on f: (Gb)
11-Jan-20	60	150	33	400	29	200
10-Jan-20	60	150	33	400	33	200
09-Jan-20	60	150	33	400	37	200
08-Jan-20	60	150	33	400	38	200
07-Jan-20	60	150	33	400	38	200
06-Jan-20	60	150	33	400	36	200
05-Jan-20	60	150	33	400	36	200

Harddisk Usage PHS\_PRD\_GCAB576b

	Free disk space on c: (%)	Total disk space on c: (Gb)	Free disk space on d: (%)	Total disk space on d: (Gb)	Free disk space on f: (%)	Total disk space on f: (Gb)
11-Jan-20	71	150	36	400	62	100
10-Jan-20	71	150	36	400	62	100
09-Jan-20	71	150	36	400	63	100
08-Jan-20	71	150	36	400	64	100
07-Jan-20	71	150	36	400	65	100
06-Jan-20	71	150	36	400	68	100
05-Jan-20	71	150	36	400	73	100

# Weekly SLA Customer Report

Customer PHS\_Production  
 Database ID 47



Harddisk Usage PHS\_TST\_GCAB575b

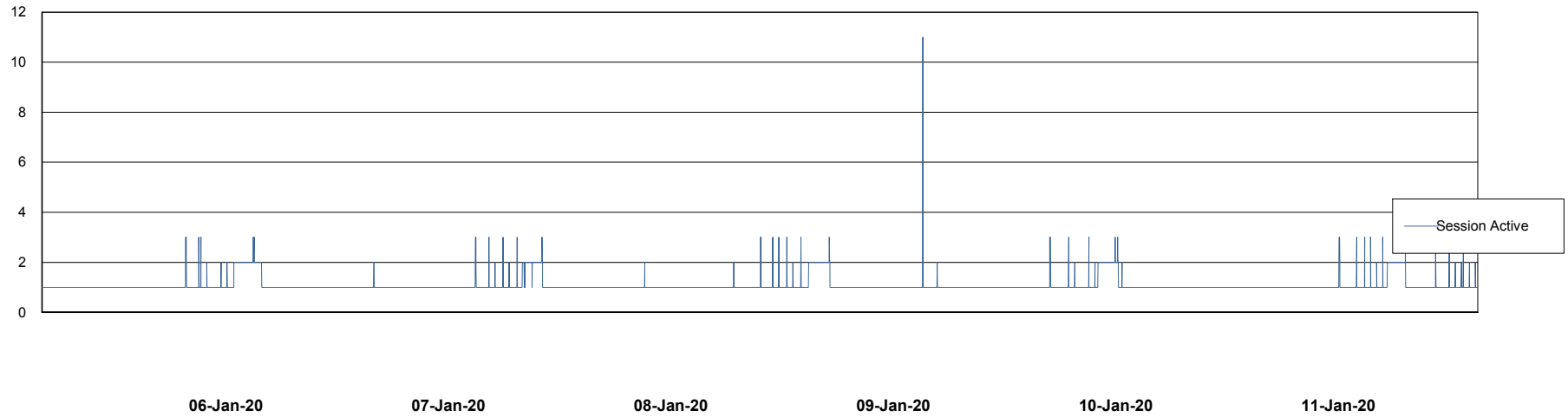
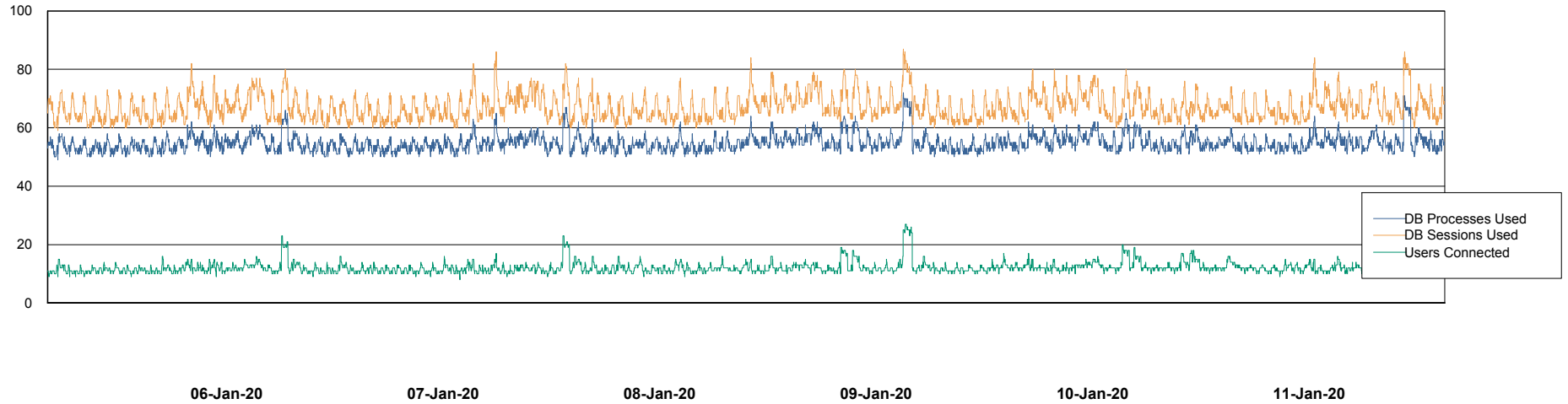
	Free disk space on c: (%)	Total disk space on c: (Gb)	Free disk space on d: (%)	Total disk space on d: (Gb)
11-Jan-20	18	50	17	300
10-Jan-20	18	50	17	300
09-Jan-20	18	50	17	300
08-Jan-20	18	50	17	300
07-Jan-20	18	50	17	300
06-Jan-20	18	50	17	300
05-Jan-20	18	50	17	300

# Weekly SLA Customer Report

Customer PHS\_Production  
Database ID 47



## Database Performance PHS\_BI\_DB (new 2019)



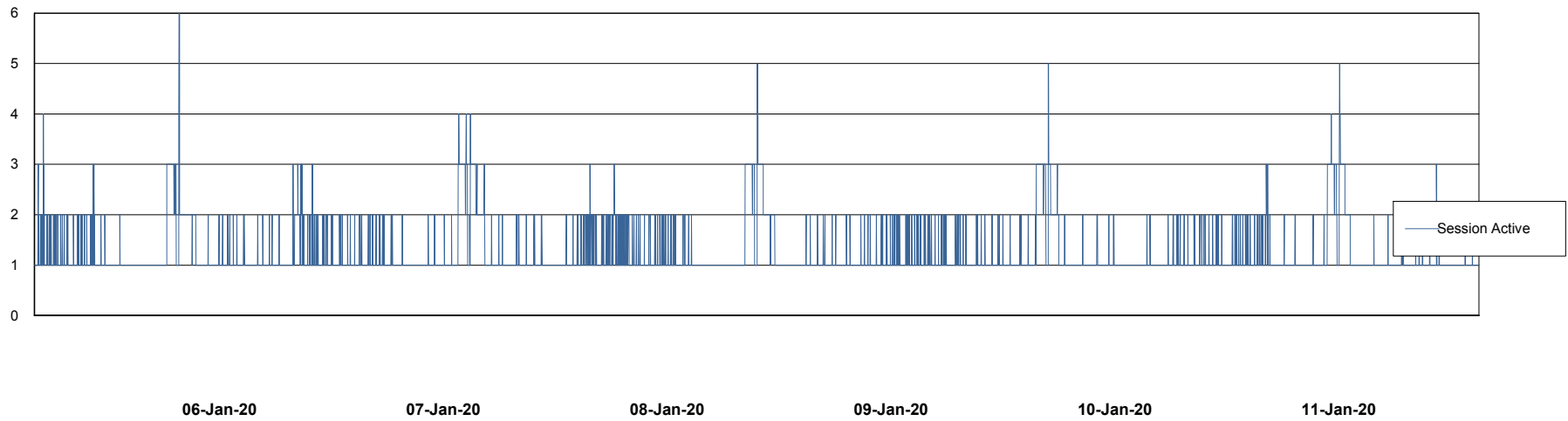
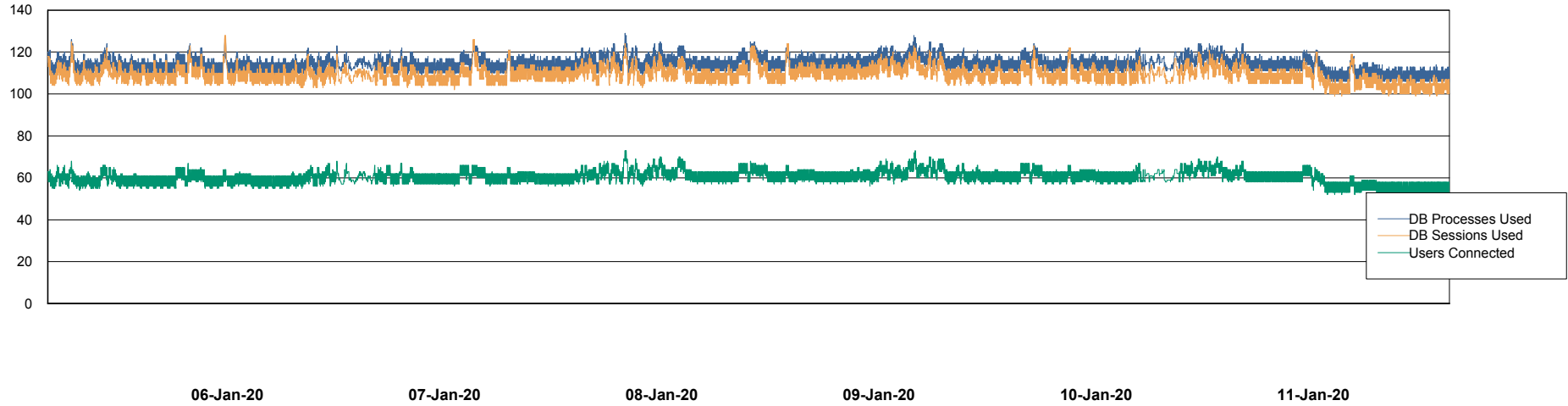
# Weekly SLA Customer Report

Customer PHS\_Production  
Database ID 47



## Database Performance PHSDB\_Production

DB Processes Max 500  
DB Sessions Max 772



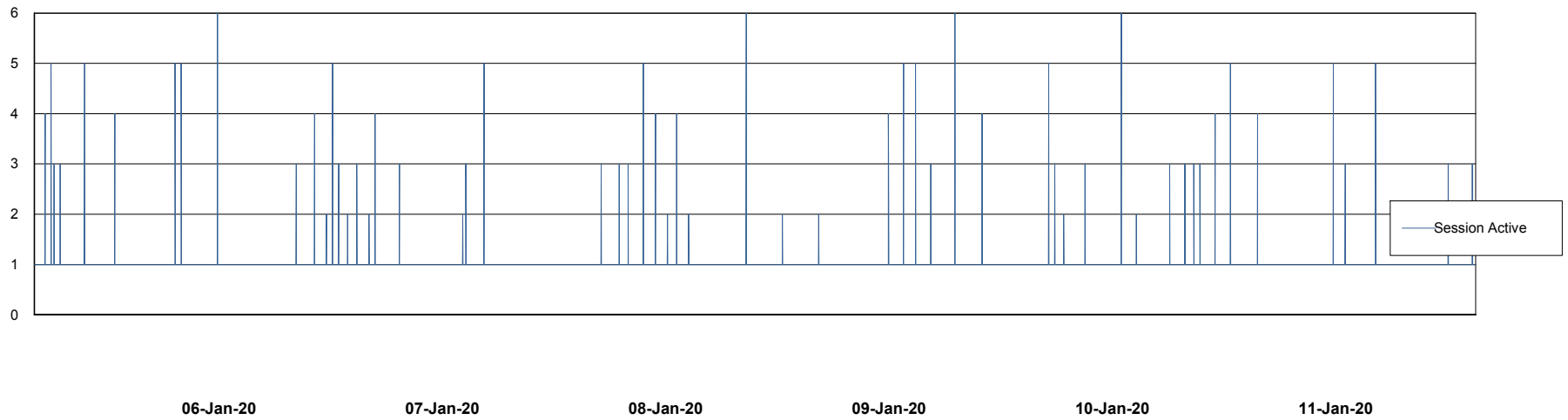
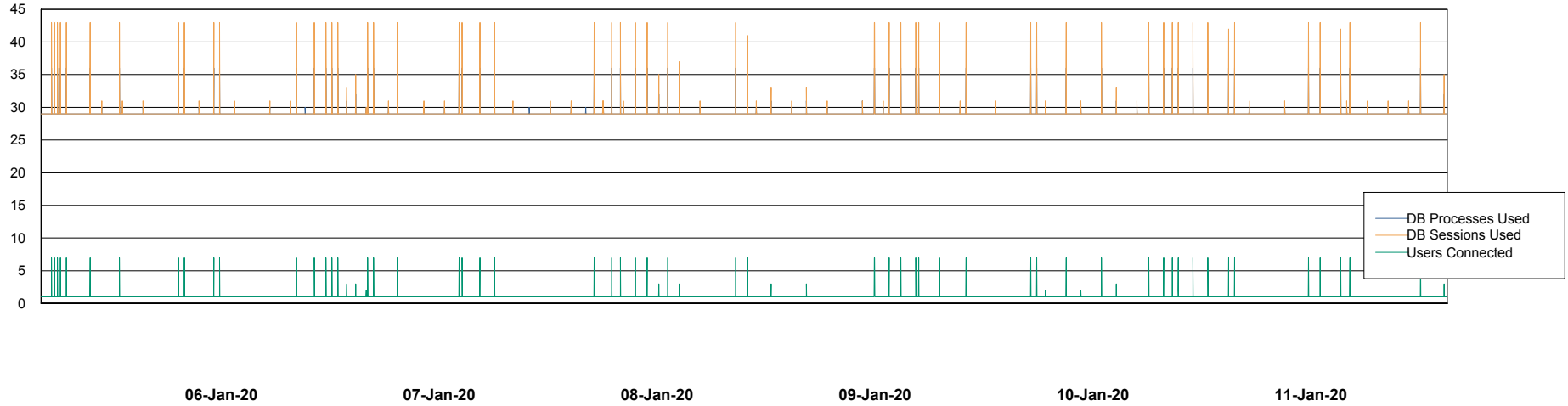
# Weekly SLA Customer Report

Customer PHS\_Production  
Database ID 47



## Database Performance PHSDB\_Standby

DB Processes Max 500  
DB Sessions Max 772



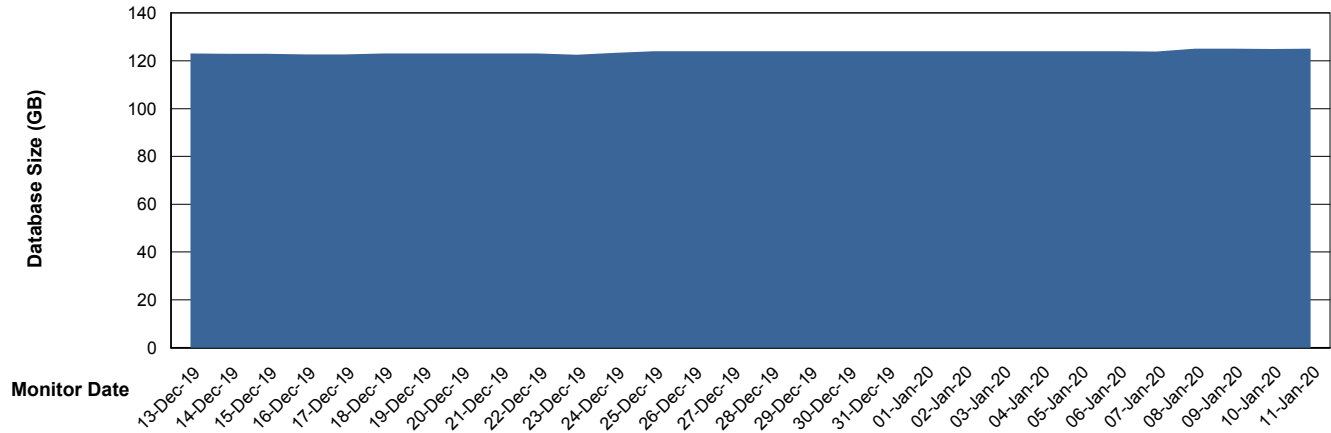
# Weekly SLA Customer Report

Customer PHS\_Production  
Database ID 47



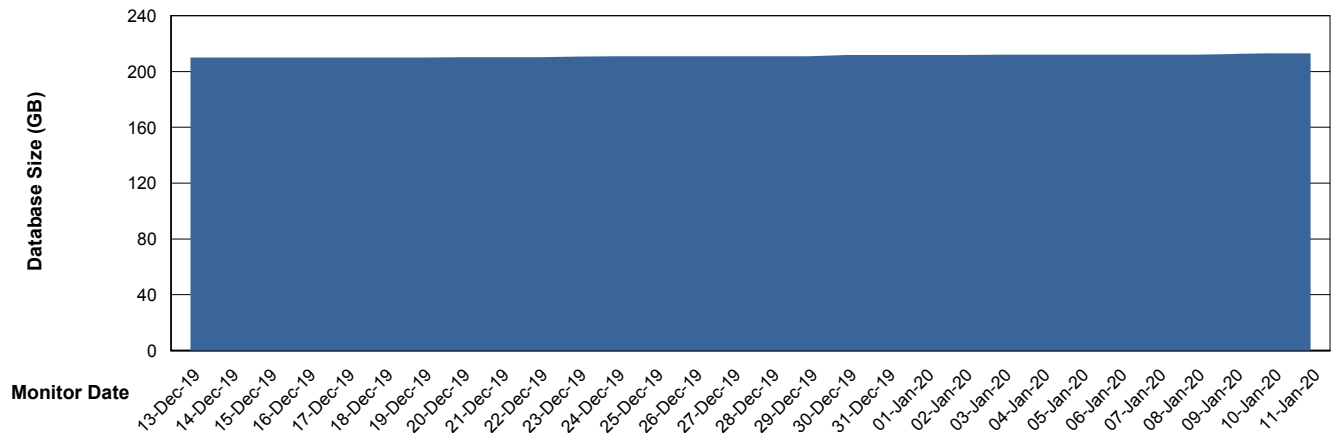
DATABASE SIZE PHS\_BI\_DB (new 2019)

### Database growth over last month



DATABASE SIZE PHSDB\_Production

### Database growth over last month



# Weekly SLA Customer Report

Customer PHS\_Production  
 Database ID 47



Database Tablespace PHS\_BI\_DB (new 2019)

Date	Tablespace Name	Filesize (Gb)	Usedsize (Gb)	Percentage free
11-Jan-20	ABSDATA	77	60	22
	INDX	80	63	21
10-Jan-20	ABSDATA	77	60	22
	INDX	80	63	21
09-Jan-20	ABSDATA	77	60	22
	INDX	80	63	21
08-Jan-20	ABSDATA	77	60	22
	INDX	80	63	21
07-Jan-20	ABSDATA	77	60	22
	INDX	80	63	21
06-Jan-20	ABSDATA	77	60	22
	INDX	80	62	23
05-Jan-20	ABSDATA	77	60	22
	INDX	80	62	23

# Weekly SLA Customer Report

Customer PHS\_Production  
 Database ID 47



Database Tablespace PHSDB\_Production

Date	Tablespace Name	Filesize (Gb)	Usedsize (Gb)	Percentage free
11-Jan-20	ABSDATA	230	198	14
	INDX	14	11	21
10-Jan-20	ABSDATA	230	198	14
	INDX	14	11	21
09-Jan-20	ABSDATA	230	198	14
	INDX	14	11	21
08-Jan-20	ABSDATA	230	198	14
	INDX	14	11	21
07-Jan-20	ABSDATA	230	198	14
	INDX	14	11	21
06-Jan-20	ABSDATA	230	198	14
	INDX	14	11	21
05-Jan-20	ABSDATA	230	198	14
	INDX	14	11	21

BI Status and last ETL error for PHS\_BI\_DB (new 2019)

	Sun 5/1/2020	Mon 6/1/2020	Tue 7/1/2020	Wed 8/1/2020	Thu 9/1/2020	Fri 10/1/2020	Sat 11/1/2020
<b>ABS DataWarehouse ETL Health</b>	OK	OK	OK	OK	OK	OK	OK
<b>ABS DWHStaging ETL Health</b>	OK	OK	OK	OK	OK	OK	OK

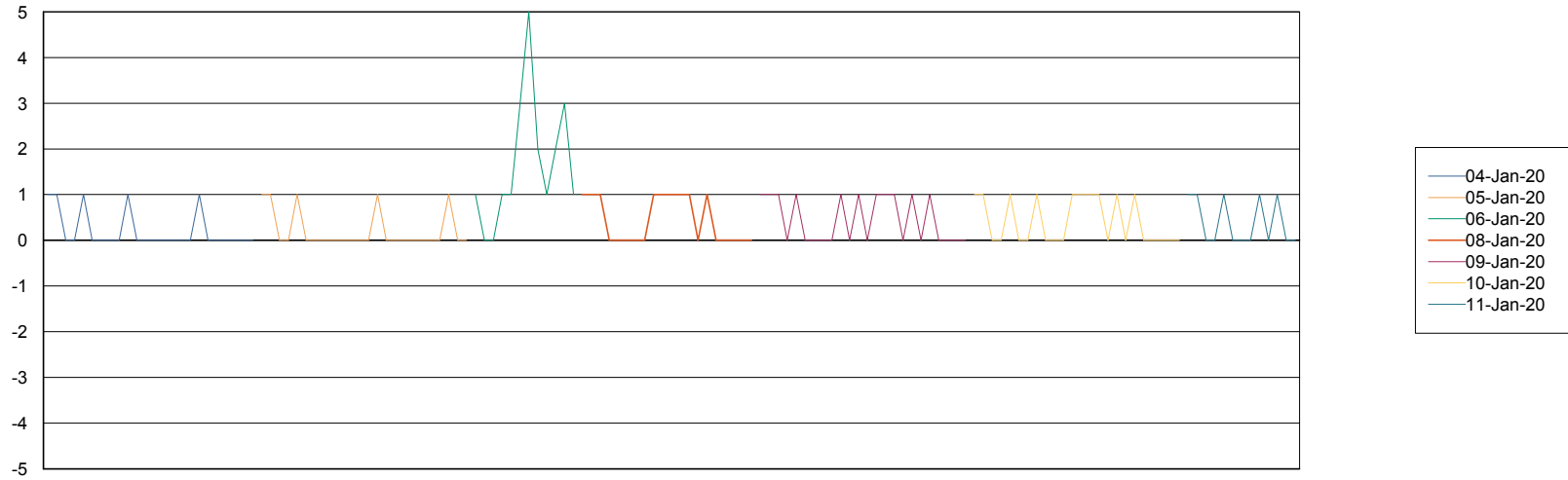
# Weekly SLA Customer Report

Customer PHS\_Production  
Database ID 47



Standby Database Health PHS\_Production

### Recovery lag for last 7 days



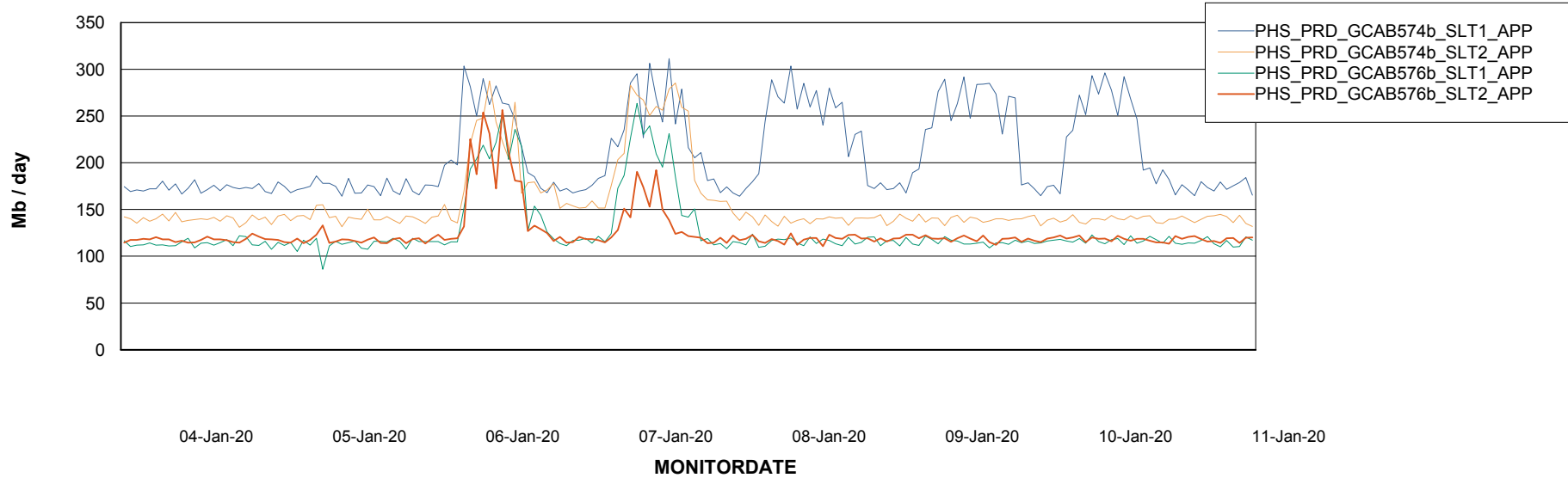
# Weekly SLA Customer Report

Customer PHS\_Production  
Database ID 47

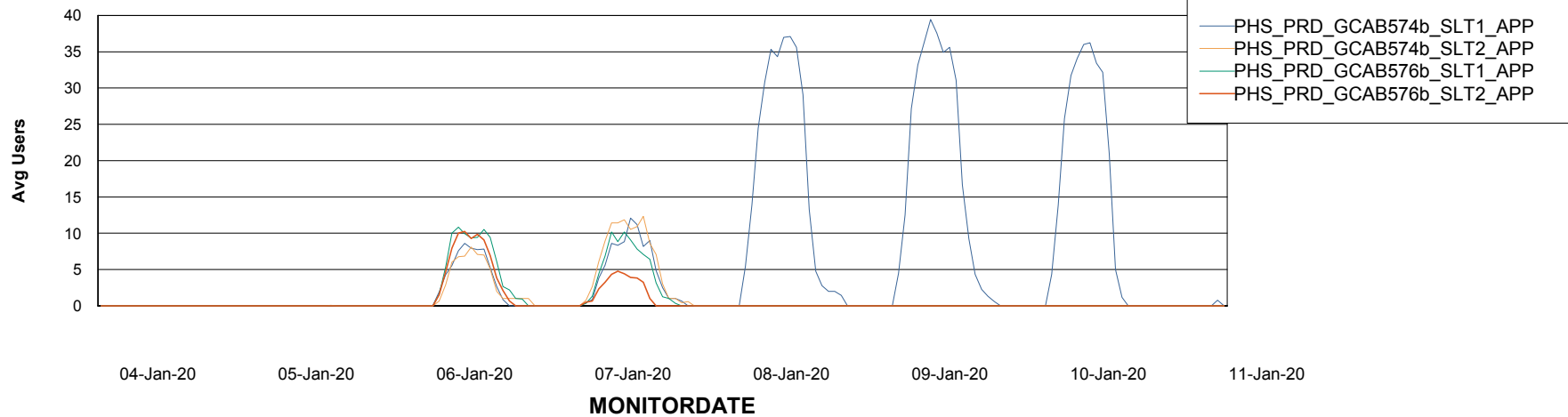


## ABSSolute Application Server Services

### Avg memory used per ABS Server Service



### Avg users per day per ABS server



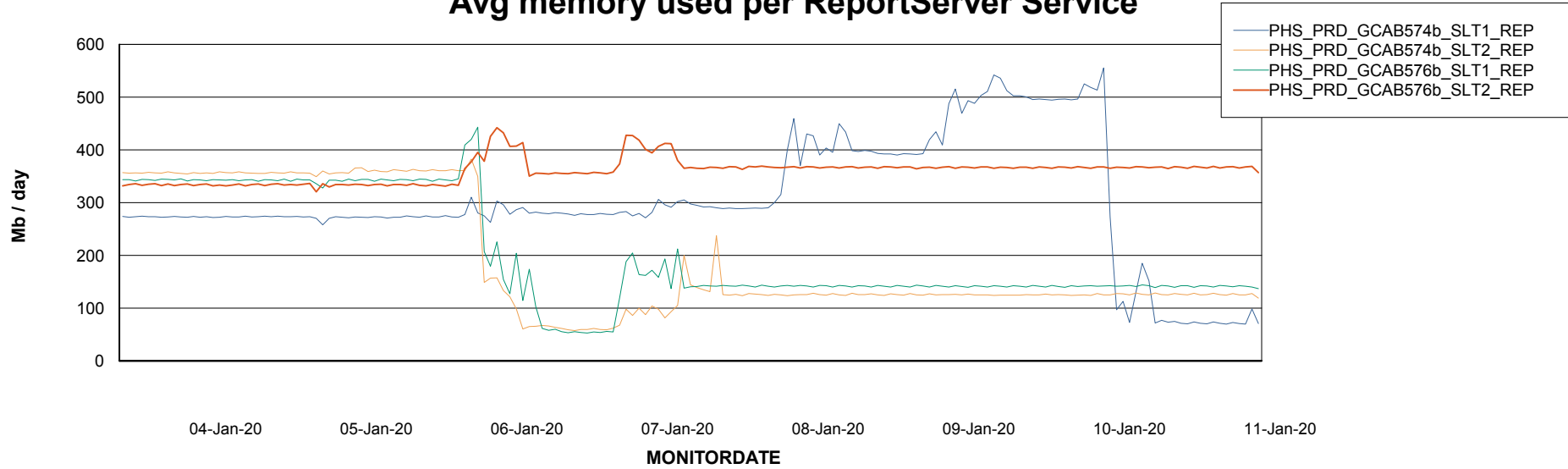
# Weekly SLA Customer Report

Customer PHS\_Production  
Database ID 47



## ABSSolute Application ReportServer Services

### Avg memory used per ReportServer Service



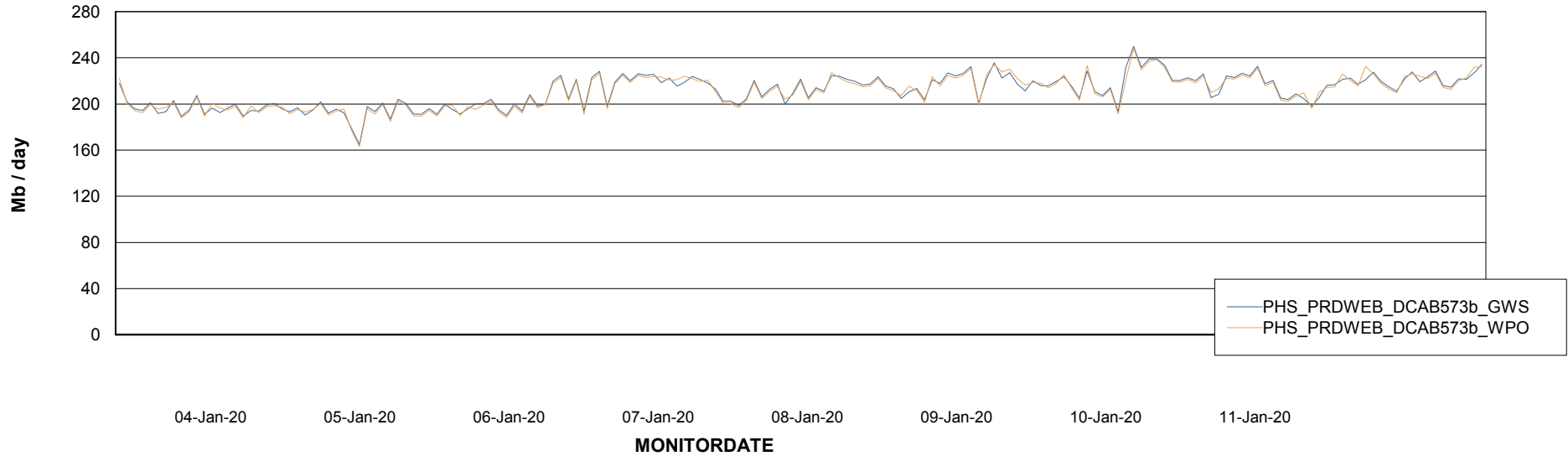
# Weekly SLA Customer Report

Customer PHS\_Production  
Database ID 47



## ABSSolute Web Component Services

### Avg memory used per ABS Web component



# Weekly SLA Customer Report

Customer PHS\_Production  
Database ID 47



## Disaster per ABS component

