

# Weekly SLA Customer Report

Customer PCO Production  
Database ID 44



## Harddisk Usage PCO\_PRD\_ORACLE1

	Free disk space on c: (%)	Total disk space on c: (Gb)	Free disk space on d: (%)	Total disk space on d: (Gb)
11-Jan-20	78	447	58	1,676
10-Jan-20	78	447	58	1,676
09-Jan-20	78	447	58	1,676
08-Jan-20	78	447	58	1,676
07-Jan-20	78	447	58	1,676
06-Jan-20	78	447	58	1,676
05-Jan-20	78	447	58	1,676

## Harddisk Usage PCO\_PRD\_ORACLE2

	Free disk space on c: (%)	Total disk space on c: (Gb)	Free disk space on d: (%)	Total disk space on d: (Gb)
11-Jan-20	75	279	47	838
10-Jan-20	75	279	47	838
09-Jan-20	75	279	47	838
08-Jan-20	75	279	47	838
07-Jan-20	75	279	47	838
06-Jan-20	75	279	47	838
05-Jan-20	75	279	47	838

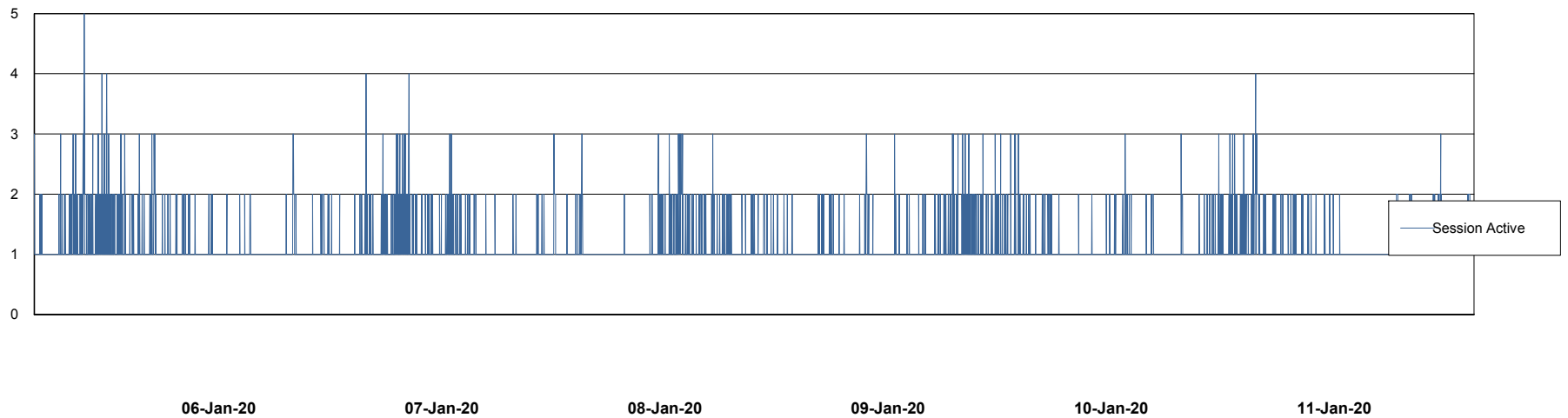
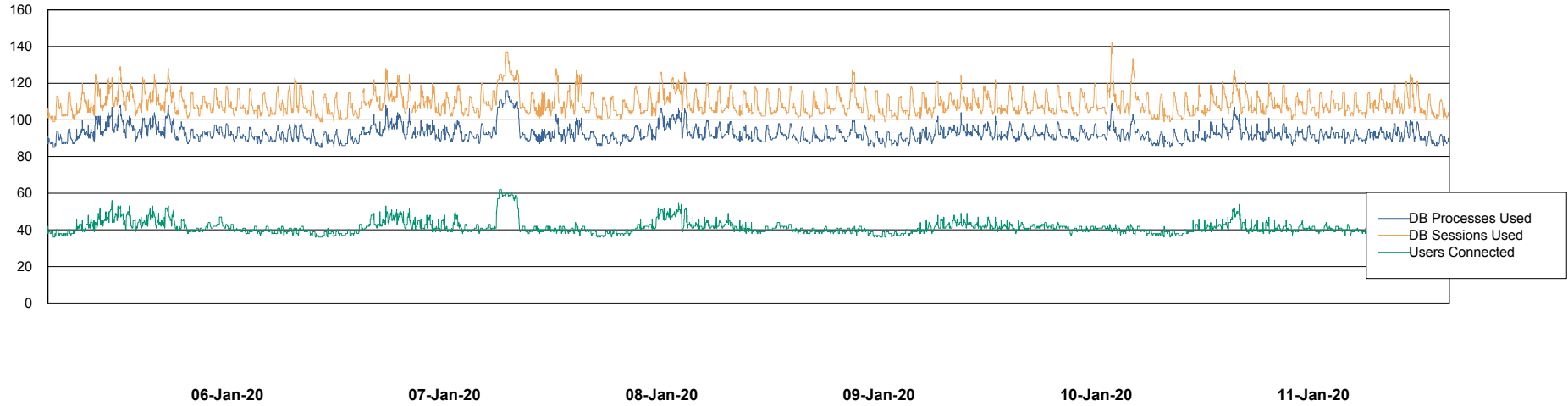
# Weekly SLA Customer Report

Customer PCO Production  
Database ID 44



## Database Performance PCODB\_Production

DB Processes Max 350  
DB Sessions Max 560



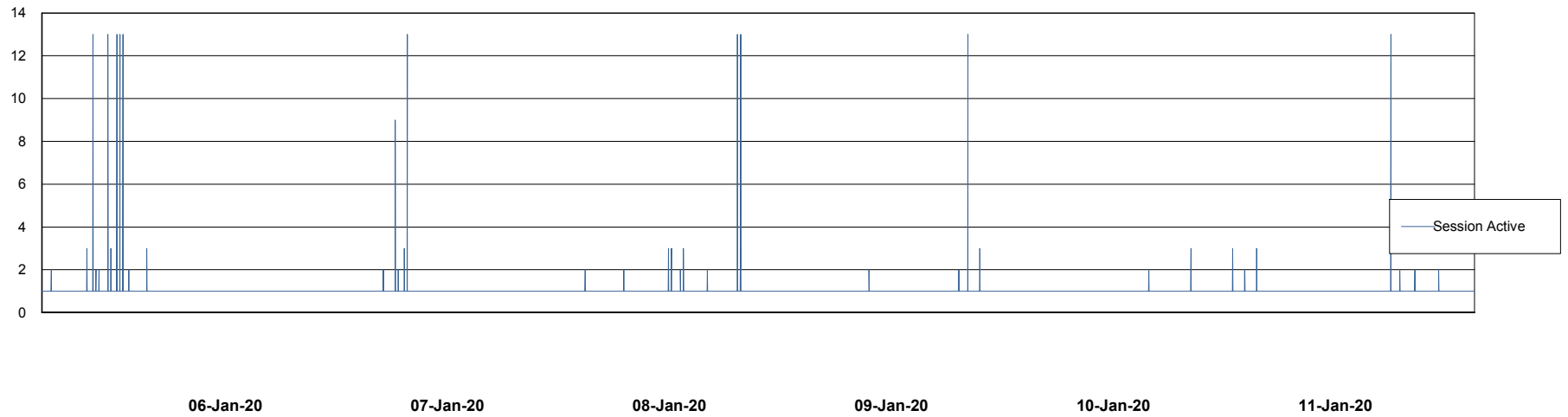
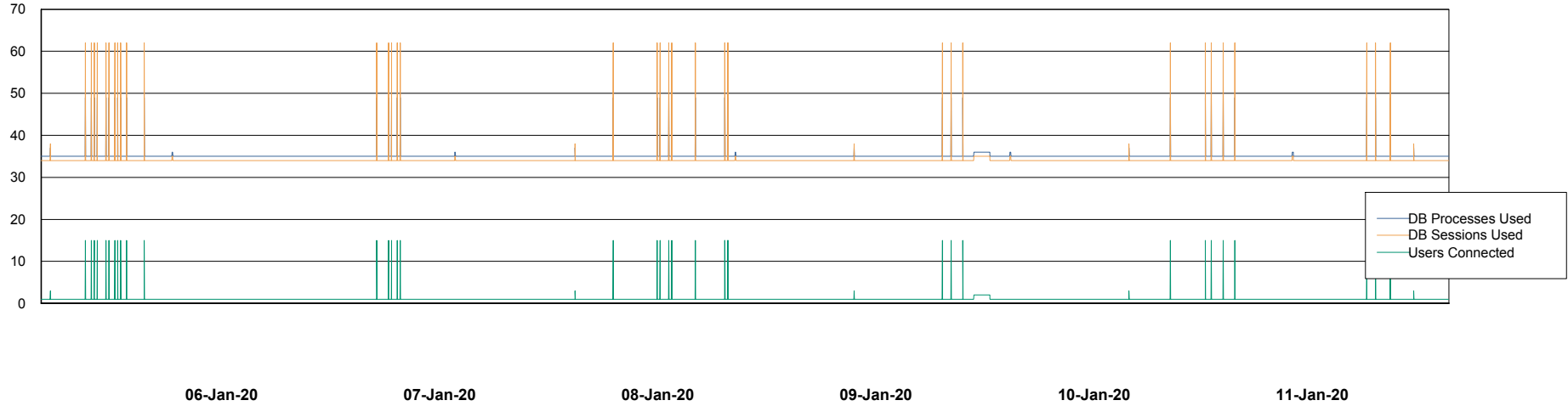
# Weekly SLA Customer Report

Customer PCO Production  
Database ID 44



## Database Performance PCODB\_Standby

DB Processes Max 350  
DB Sessions Max 552



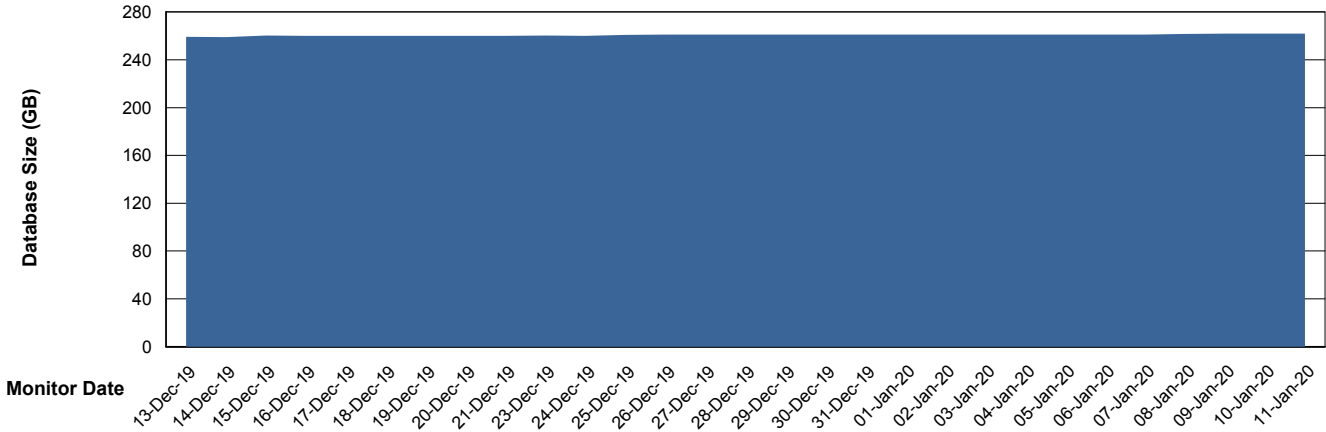
# Weekly SLA Customer Report

Customer PCO Production  
 Database ID 44



DATABASE SIZE PCODB\_Production

Database growth over last month



Database Tablespace PCODB\_Production

Date	Tablespace Name	Filesize (Gb)	Usedsize (Gb)	Percentage free
11-Jan-20	ABSDATA	150	94	37
	INDX	200	135	33
10-Jan-20	ABSDATA	150	94	37
	INDX	200	135	33
09-Jan-20	ABSDATA	150	94	37
	INDX	200	135	33
08-Jan-20	ABSDATA	150	94	37
	INDX	200	135	33
07-Jan-20	ABSDATA	150	94	37
	INDX	200	135	33
06-Jan-20	ABSDATA	150	93	38
	INDX	200	135	33
05-Jan-20	ABSDATA	150	93	38
	INDX	200	135	33

# Weekly SLA Customer Report

Customer PCO Production  
Database ID 44



Standby Database Health PCO Production

## Recovery lag for last 7 days

