

Weekly SLA Customer Report

Customer PCO Production
 Database ID 44



Harddisk Usage PCO_PRD_ORACLE1

	Free disk space on c: (%)	Total disk space on c: (Gb)	Free disk space on d: (%)	Total disk space on d: (Gb)
28-Dec-19	78	447	59	1,676
27-Dec-19	78	447	59	1,676
26-Dec-19	78	447	59	1,676
25-Dec-19	78	447	59	1,676
24-Dec-19	78	447	59	1,676
23-Dec-19	78	447	58	1,676

Harddisk Usage PCO_PRD_ORACLE2

	Free disk space on c: (%)	Total disk space on c: (Gb)	Free disk space on d: (%)	Total disk space on d: (Gb)
28-Dec-19	75	279	47	838
27-Dec-19	75	279	47	838
26-Dec-19	75	279	47	838
25-Dec-19	75	279	47	838
24-Dec-19	75	279	46	838
23-Dec-19	75	279	47	838

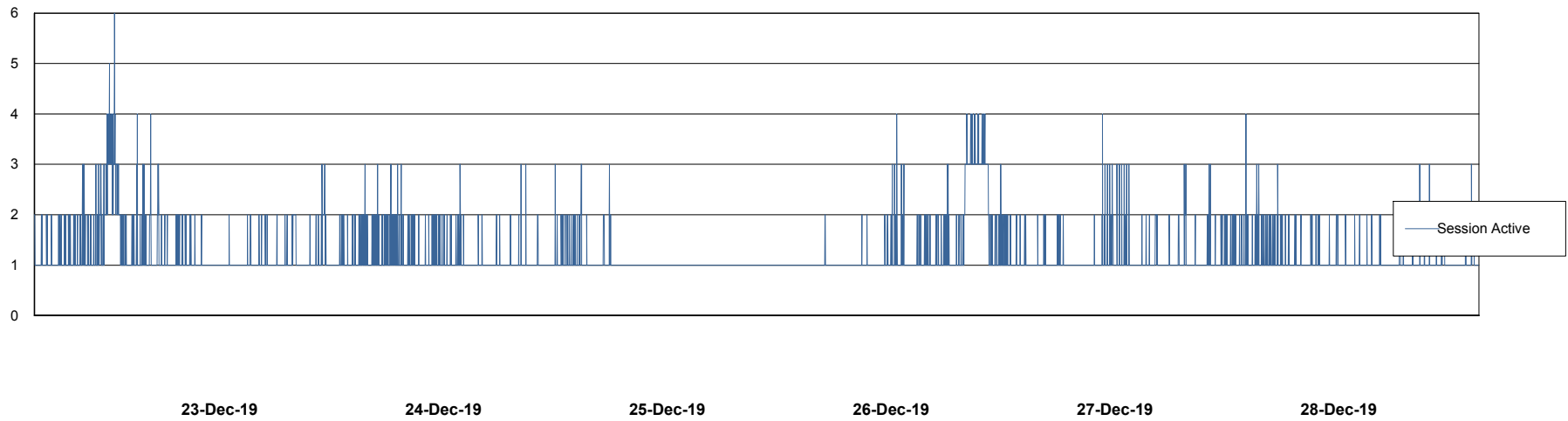
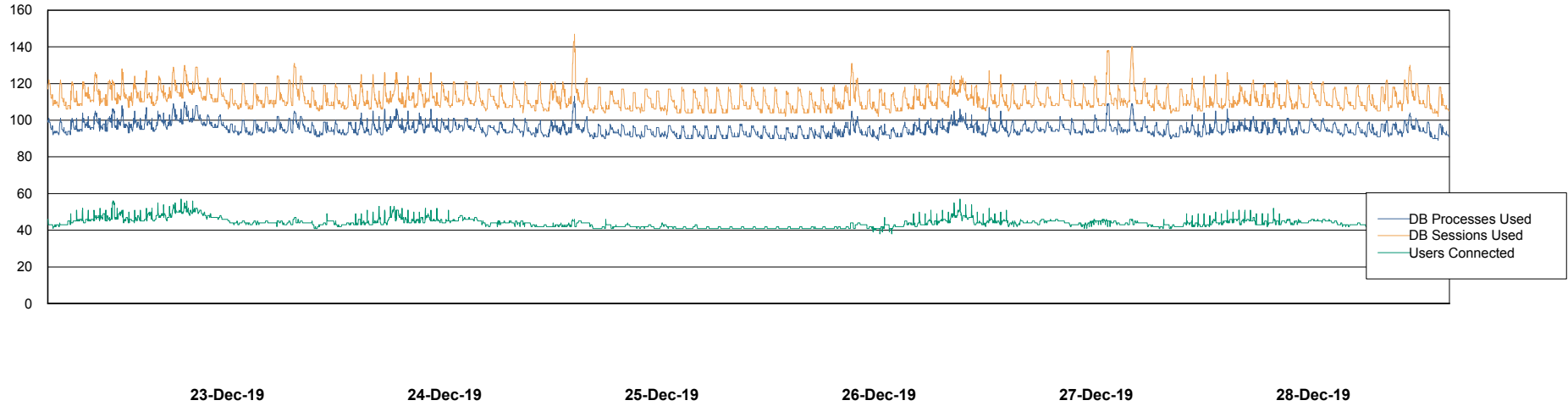
Weekly SLA Customer Report

Customer PCO Production
Database ID 44



Database Performance PCODB_Production

DB Processes Max 350
DB Sessions Max 560



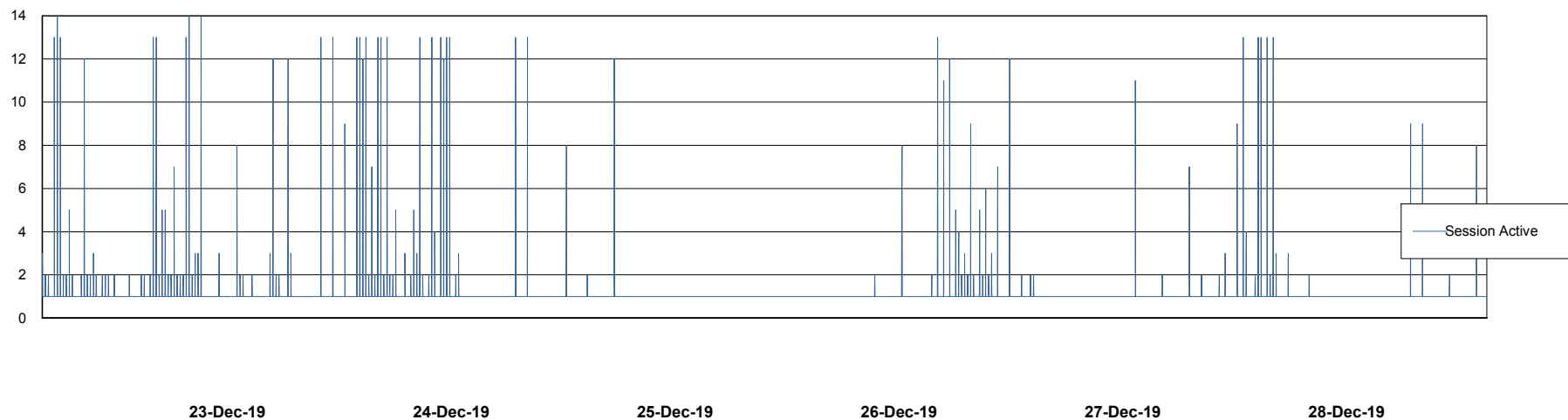
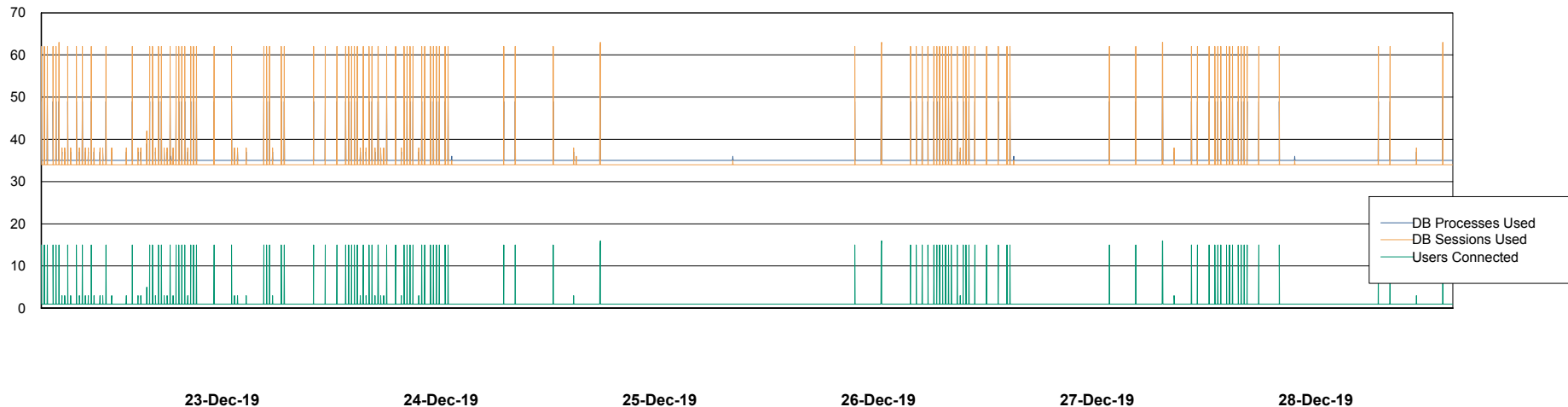
Weekly SLA Customer Report

Customer PCO Production
Database ID 44



Database Performance PCODB_Standby

DB Processes Max 350
DB Sessions Max 552



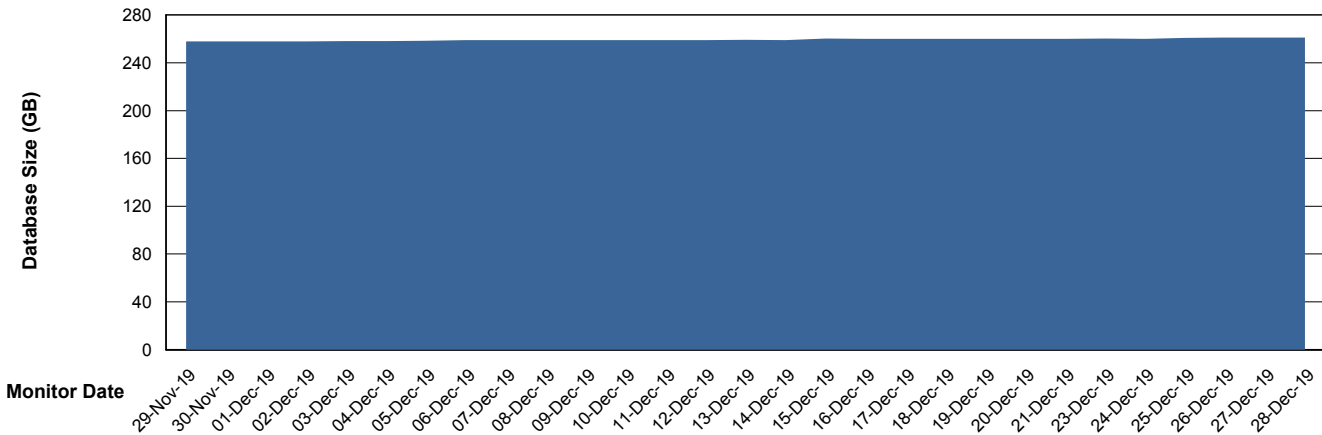
Weekly SLA Customer Report

Customer PCO Production
 Database ID 44



DATABASE SIZE PCODB_Production

Database growth over last month



Database Tablespace PCODB_Production

Date	Tablespace Name	Filesize (Gb)	Usedsize (Gb)	Percentage free
28-Dec-19	ABSDATA	150	93	38
	INDX	200	134	33
27-Dec-19	ABSDATA	150	93	38
	INDX	200	134	33
26-Dec-19	ABSDATA	150	93	38
	INDX	200	134	33
25-Dec-19	ABSDATA	150	93	38
	INDX	200	134	33
24-Dec-19	ABSDATA	150	93	38
	INDX	200	134	33
23-Dec-19	ABSDATA	150	93	38
	INDX	200	134	33

Weekly SLA Customer Report

Customer PCO Production
Database ID 44



Standby Database Health PCO Production

Recovery lag for last 7 days

