

# Weekly SLA Customer Report

Customer CLO Production  
 Database ID 38



Harddisk Usage CLO\_PRD\_CLOBI

	Free disk space on c: (%)	Total disk space on c: (Gb)	Free disk space on d: (%)	Total disk space on d: (Gb)	Free disk space on e: (%)	Total disk space on e: (Gb)
14-Dec-19	83	279	42	447	88	447
13-Dec-19	83	279	43	447	89	447
12-Dec-19	83	279	44	447	88	447
11-Dec-19	83	279	45	447	88	447
10-Dec-19	83	279	46	447	89	447
09-Dec-19	83	279	46	447	89	447
08-Dec-19	83	279	44	447	89	447

Harddisk Usage CLO\_PRD\_ORA\_01

	Free disk space on c: (%)	Total disk space on c: (Gb)	Free disk space on d: (%)	Total disk space on d: (Gb)	Free disk space on f: (%)	Total disk space on f: (Gb)
14-Dec-19	68	279	36	447	37	447
13-Dec-19	68	279	36	447	37	447
12-Dec-19	68	279	36	447	37	447
11-Dec-19	68	279	36	447	37	447
10-Dec-19	68	279	36	447	37	447
09-Dec-19	68	279	36	447	37	447
08-Dec-19	68	279	36	447	37	447

# Weekly SLA Customer Report

Customer CLO Production  
Database ID 38



Harddisk Usage CLO\_PRD\_ORA\_02

	Free disk space on c: (%)	Total disk space on c: (Gb)	Free disk space on d: (%)	Total disk space on d: (Gb)	Free disk space on f: (%)	Total disk space on f: (Gb)
14-Dec-19	80	279	36	447	30	447
13-Dec-19	80	279	36	447	29	447
12-Dec-19	80	279	36	447	29	447
11-Dec-19	80	279	36	447	29	447
10-Dec-19	80	279	36	447	29	447
09-Dec-19	80	279	36	447	29	447
08-Dec-19	80	279	36	447	30	447

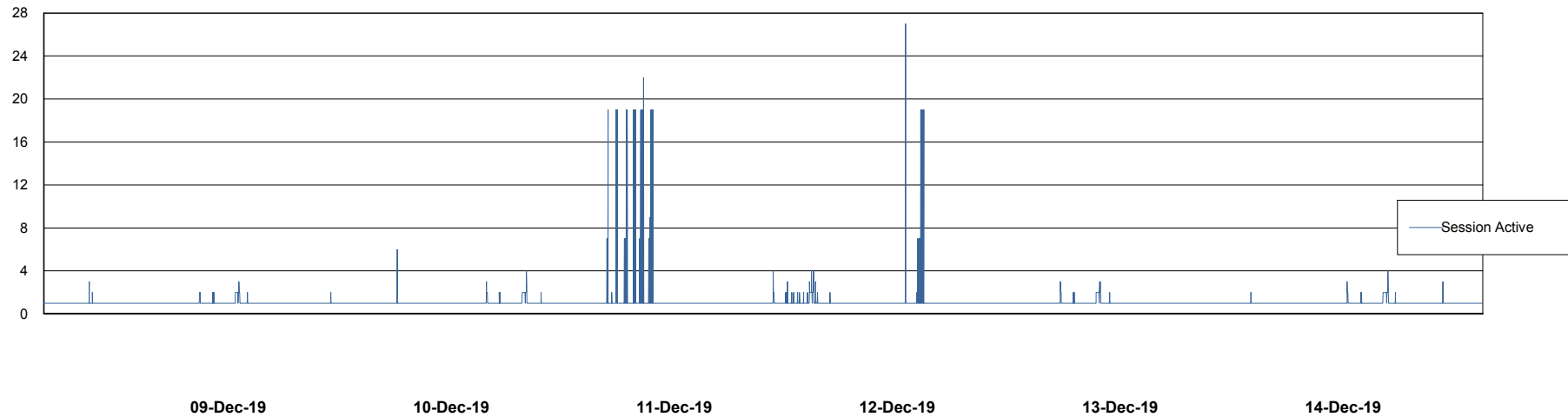
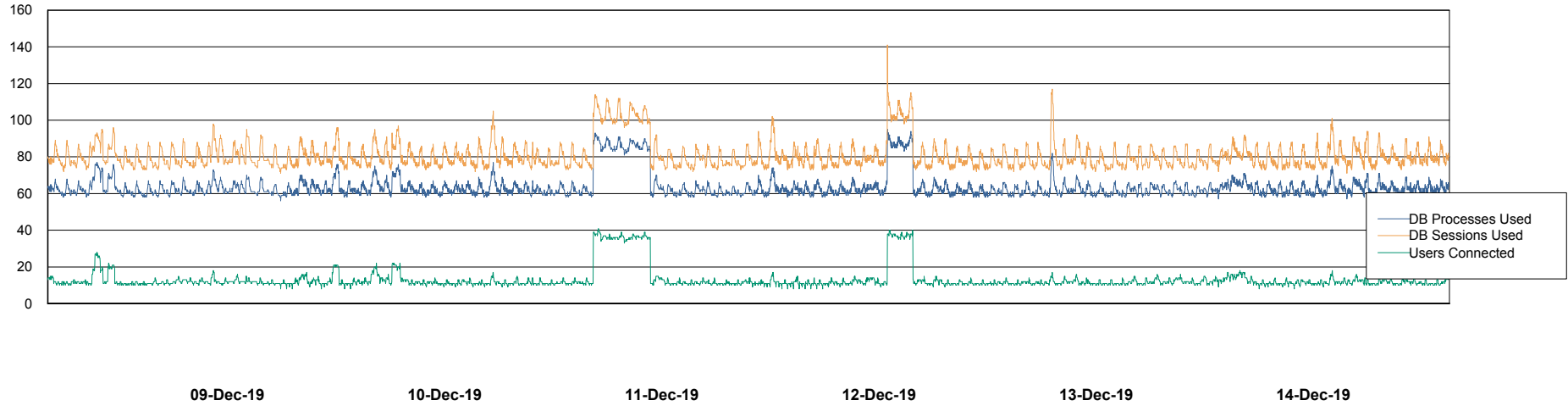
# Weekly SLA Customer Report

Customer CLO Production  
Database ID 38



## Database Performance CLODB\_PRD\_BI

DB Processes Max 300  
DB Sessions Max 480



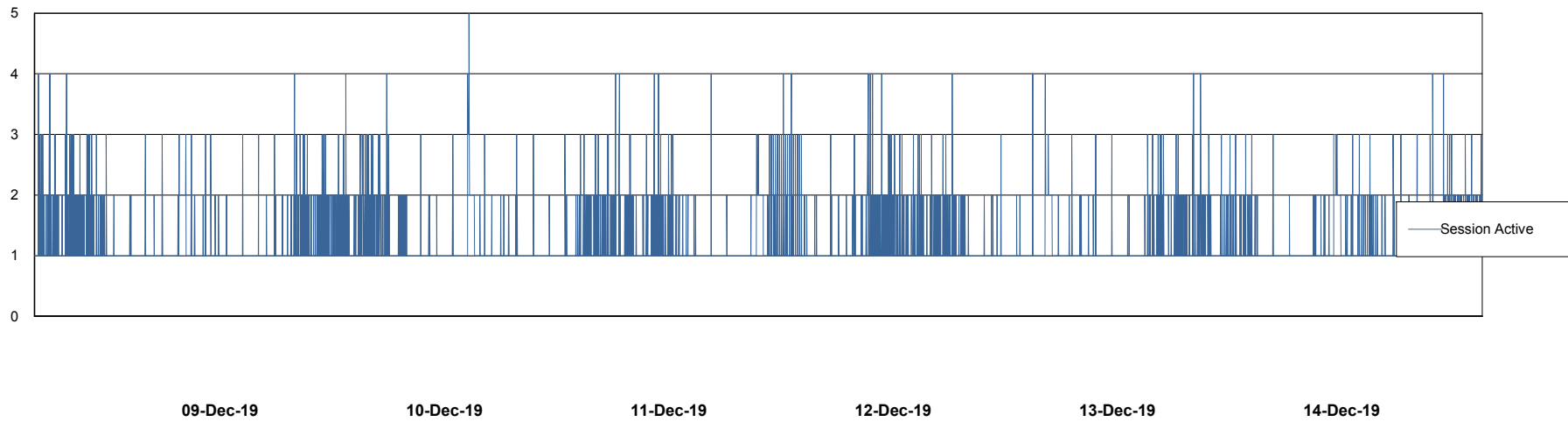
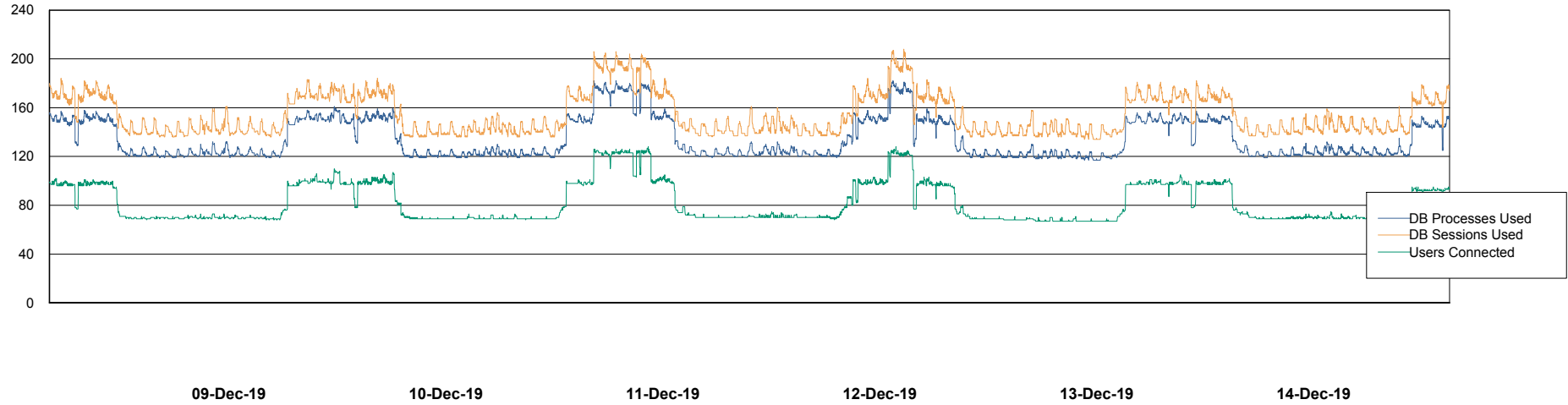
# Weekly SLA Customer Report

Customer CLO Production  
Database ID 38



## Database Performance CLODB\_PRD\_Production

DB Processes Max 1,000  
DB Sessions Max 1,536



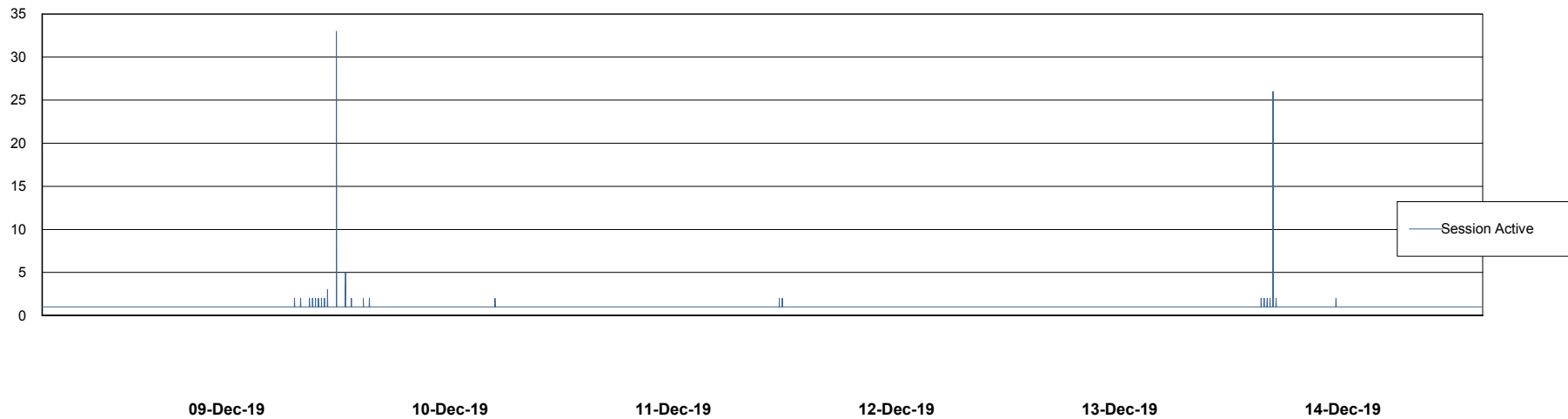
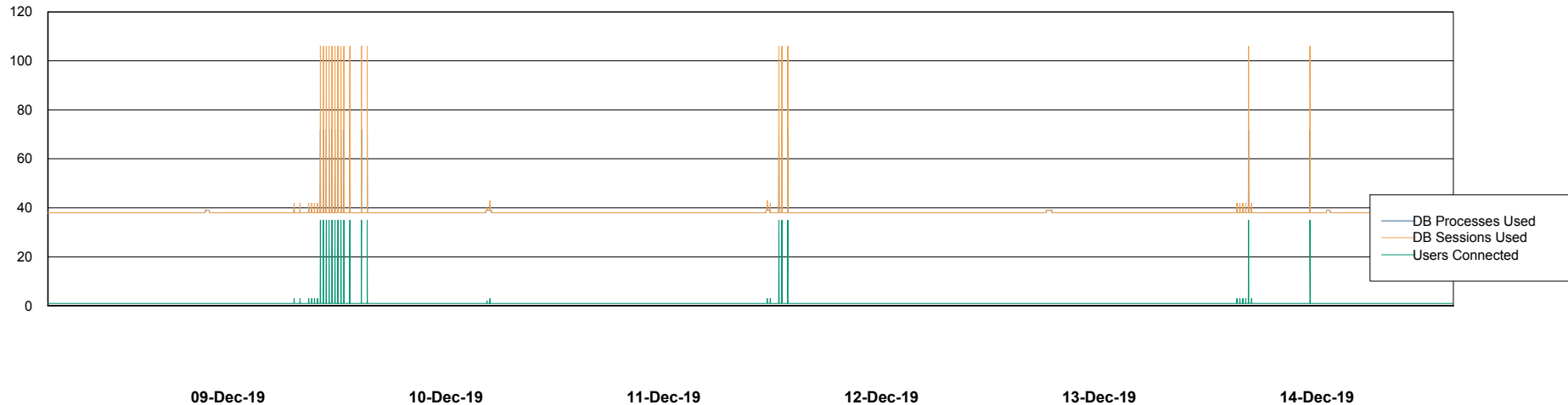
# Weekly SLA Customer Report

Customer CLO Production  
Database ID 38



## Database Performance CLODB\_PRD\_Standby

DB Processes Max 1,000  
DB Sessions Max 1,536



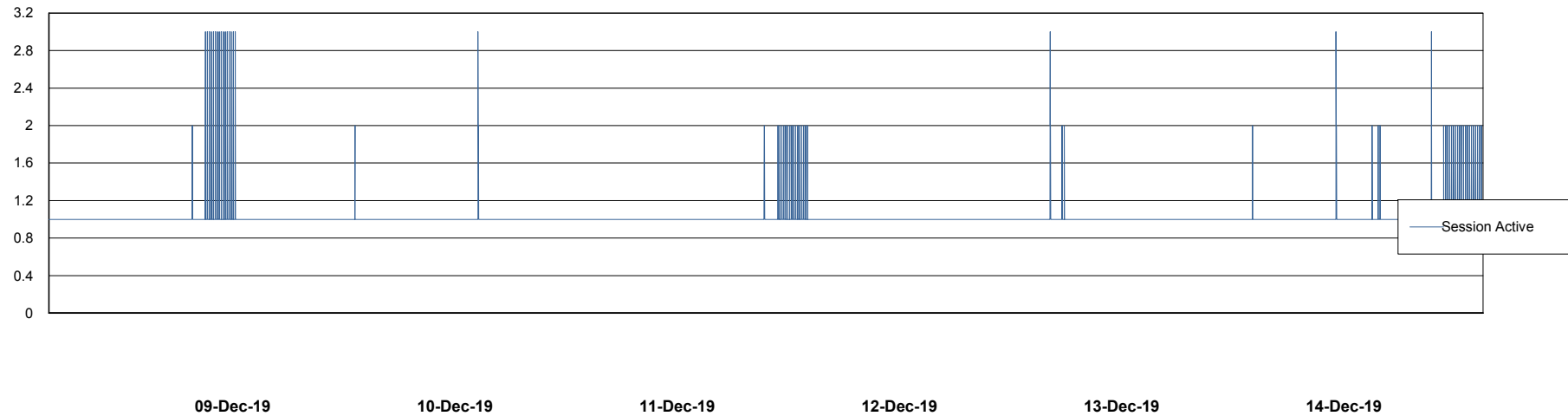
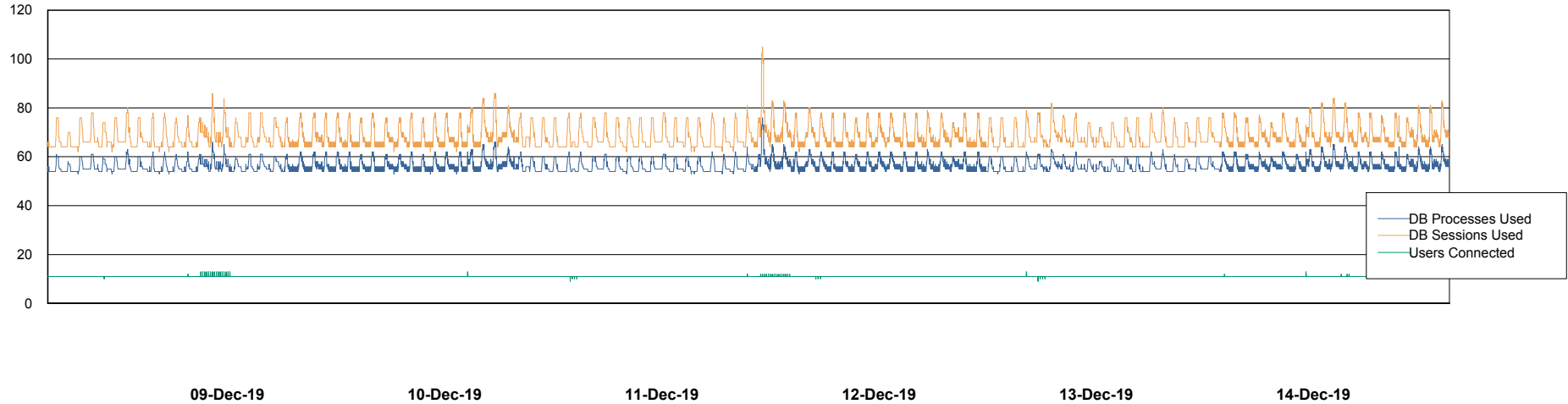
# Weekly SLA Customer Report

Customer CLO Production  
Database ID 38



## Database Performance CLODB\_PRD\_Test

DB Processes Max 1,000  
DB Sessions Max 1,536



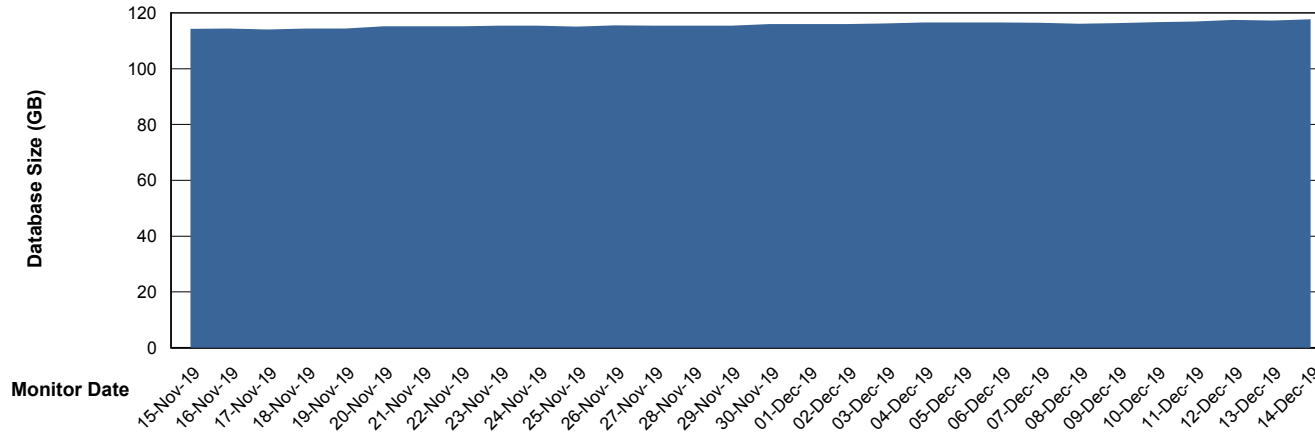
# Weekly SLA Customer Report

Customer CLO Production  
Database ID 38



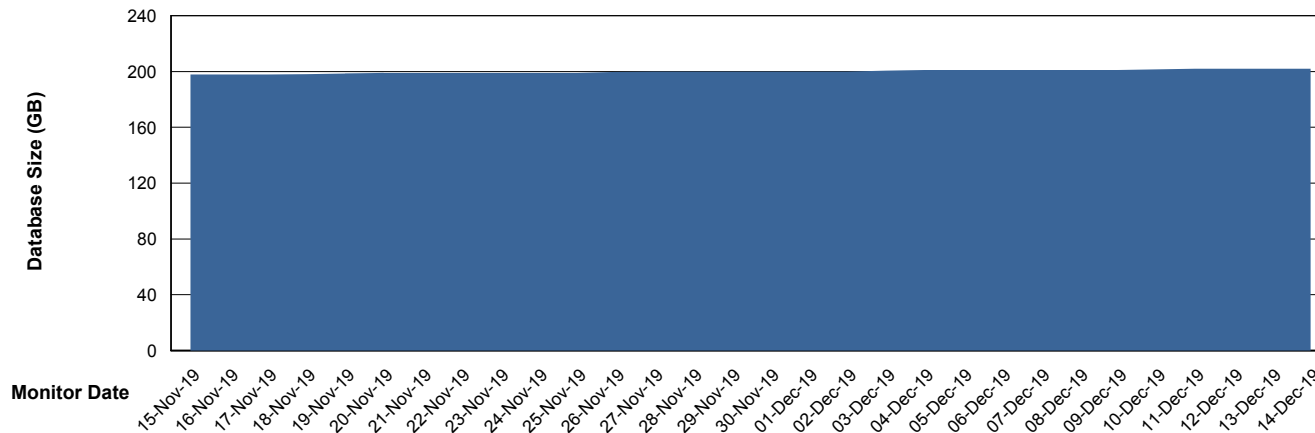
DATABASE SIZE CLODB\_PRD\_BI

### Database growth over last month



DATABASE SIZE CLODB\_PRD\_Production

### Database growth over last month



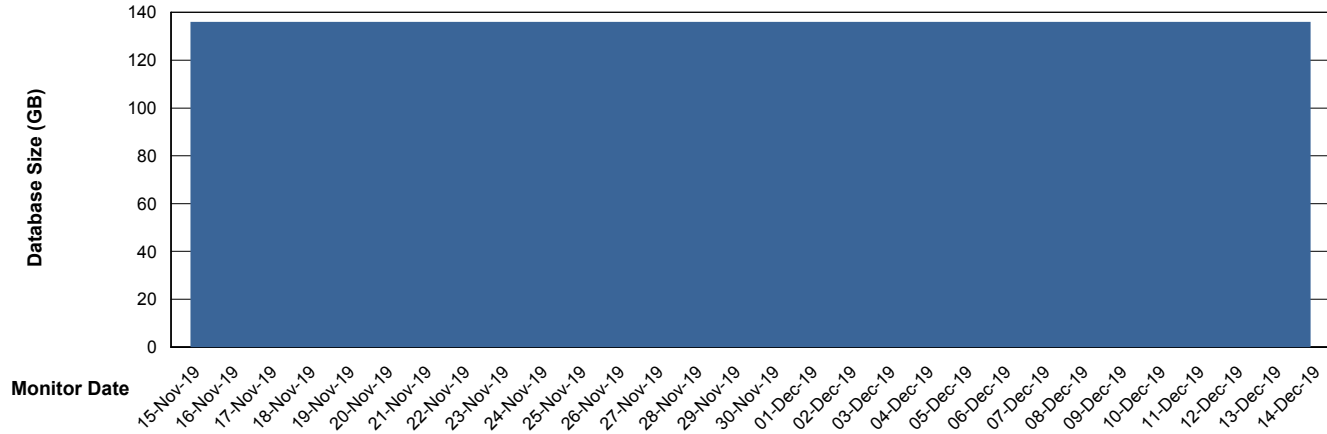
# Weekly SLA Customer Report

Customer CLO Production  
Database ID 38



DATABASE SIZE CLODB\_PRD\_Test

### Database growth over last month



# Weekly SLA Customer Report

Customer CLO Production  
Database ID 38



Database Tablespace		CLODB_PRD_BI		
Date	Tablespace Name	Filesize (Gb)	Usedsize (Gb)	Percentage free
14-Dec-19	ABSDATA	120	58	52
	INDX	92	57	38
13-Dec-19	ABSDATA	120	57	53
	INDX	92	57	38
12-Dec-19	ABSDATA	120	57	53
	INDX	92	57	38
11-Dec-19	ABSDATA	120	57	53
	INDX	92	57	38
10-Dec-19	ABSDATA	120	57	53
	INDX	92	57	38
09-Dec-19	ABSDATA	120	57	53
	INDX	92	57	38
08-Dec-19	ABSDATA	120	57	53
	INDX	92	57	38

# Weekly SLA Customer Report

Customer CLO Production  
 Database ID 38



Database Tablespace CLODB\_PRD\_Production

Date	Tablespace Name	Filesize (Gb)	Usedsize (Gb)	Percentage free
14-Dec-19	ABSDATA	104	68	35
	INDX	135	115	15
13-Dec-19	ABSDATA	104	68	35
	INDX	135	115	15
12-Dec-19	ABSDATA	104	68	35
	INDX	135	115	15
11-Dec-19	ABSDATA	104	68	35
	INDX	135	115	15
10-Dec-19	ABSDATA	104	68	35
	INDX	135	114	16
09-Dec-19	ABSDATA	104	68	35
	INDX	135	114	16
08-Dec-19	ABSDATA	104	68	35
	INDX	135	113	16

# Weekly SLA Customer Report

Customer CLO Production  
 Database ID 38



Database Tablespace CLODB\_PRD\_Test

Date	Tablespace Name	Filesize (Gb)	Usedsize (Gb)	Percentage free
14-Dec-19	ABSDATA	88	70	20
	INDX	80	64	20
13-Dec-19	ABSDATA	88	70	20
	INDX	80	64	20
12-Dec-19	ABSDATA	88	70	20
	INDX	80	64	20
11-Dec-19	ABSDATA	88	70	20
	INDX	80	64	20
10-Dec-19	ABSDATA	88	70	20
	INDX	80	64	20
09-Dec-19	ABSDATA	88	70	20
	INDX	80	64	20
08-Dec-19	ABSDATA	88	70	20
	INDX	80	64	20

BI Status and last ETL error for CLODB\_PRD\_BI

	Sun 8/12/2019	Mon 9/12/2019	Tue 10/12/2019	Wed 11/12/2019	Thu 12/12/2019	Fri 13/12/2019	Sat 14/12/2019
<b>ABS DataWarehouse ETL Health</b>	OK	OK	OK	OK	OK	OK	OK
<b>ABS DWHStaging ETL Health</b>	OK	OK	OK	OK	OK	OK	OK

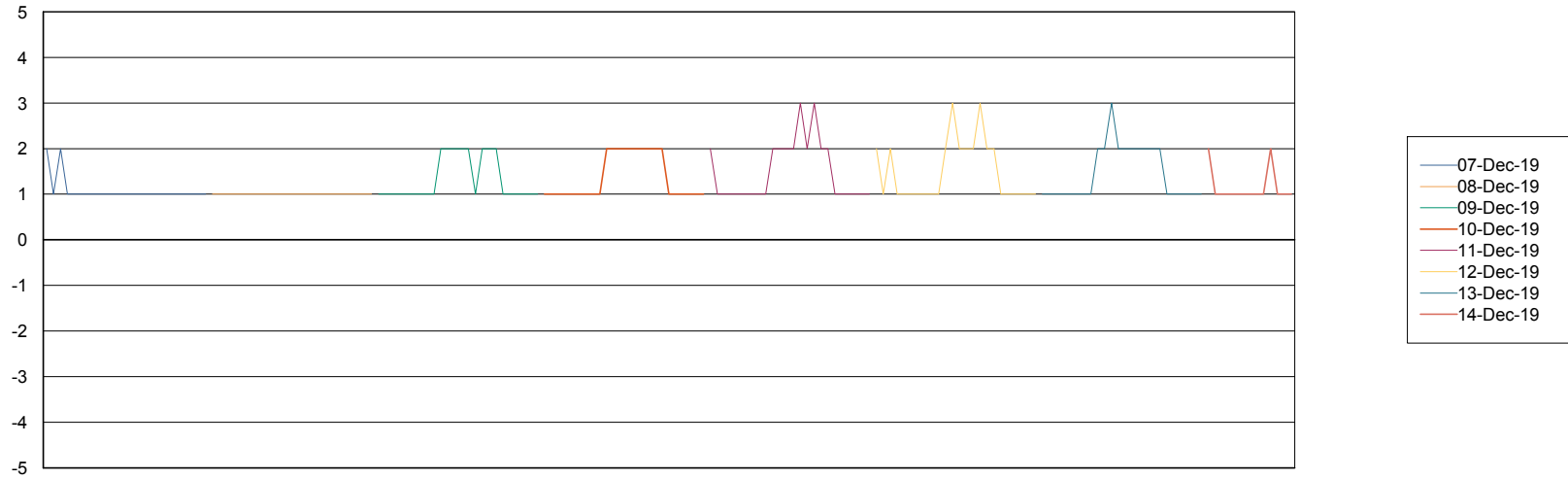
# Weekly SLA Customer Report

Customer CLO Production  
Database ID 38



Standby Database Health CLO Production

## Recovery lag for last 7 days



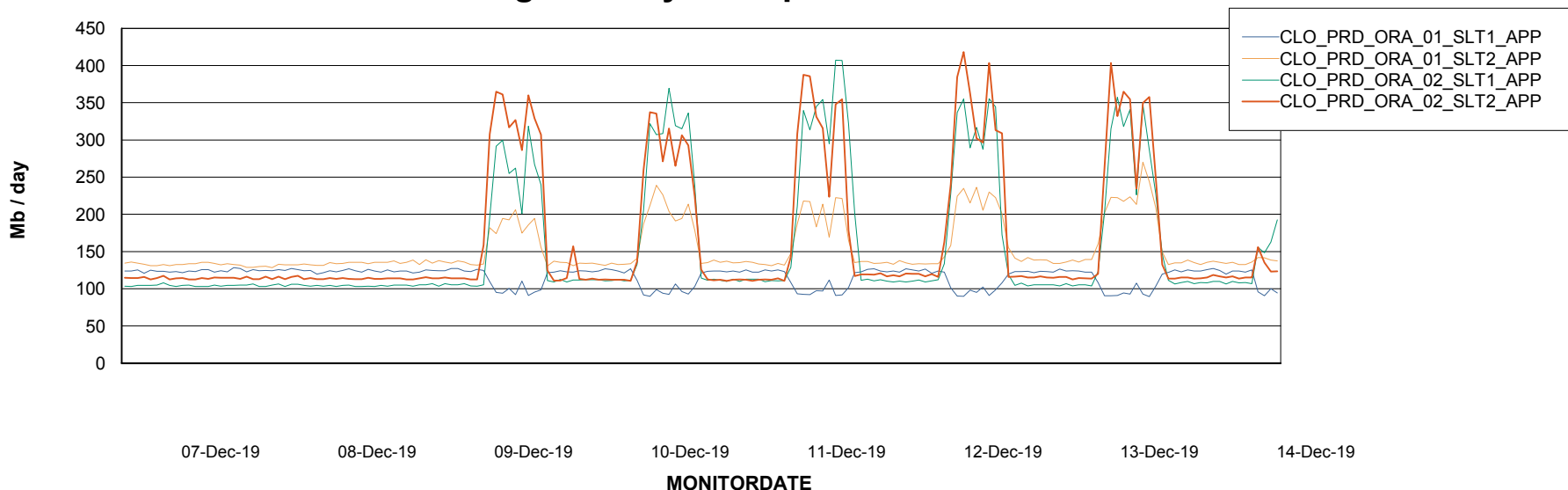
# Weekly SLA Customer Report

Customer CLO Production  
Database ID 38

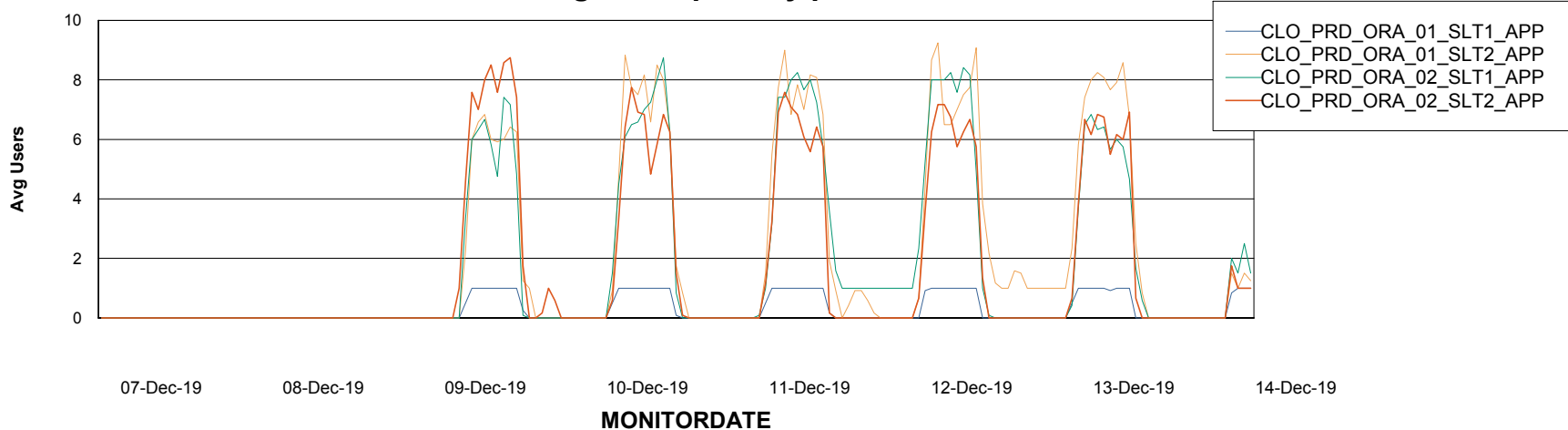


## ABSSolute Application Server Services

### Avg memory used per ABS Server Service



### Avg users per day per ABS server



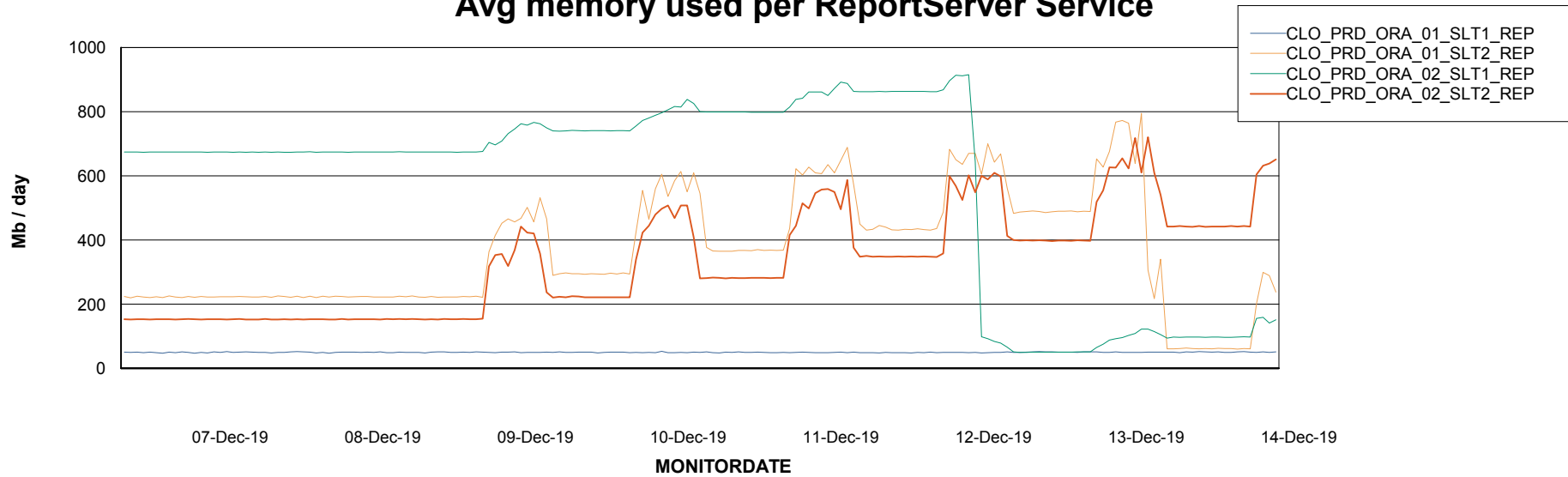
# Weekly SLA Customer Report

Customer CLO Production  
Database ID 38



## ABSSolute Application ReportServer Services

### Avg memory used per ReportServer Service



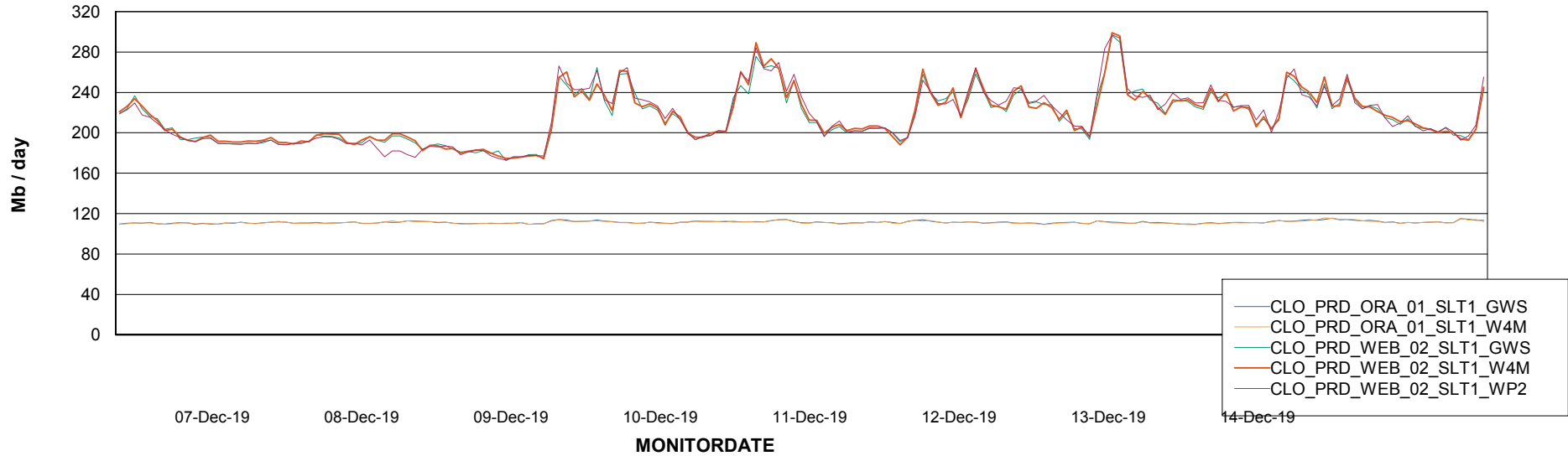
# Weekly SLA Customer Report

Customer CLO Production  
Database ID 38



## ABSolute Web Component Services

### Avg memory used per ABS Web component



# Weekly SLA Customer Report

Customer CLO Production  
Database ID 38



## Disaster per ABS component

