

# Weekly SLA Customer Report

Customer CLO Production  
Database ID 38



## Harddisk Usage CLO\_PRD\_CLOBI

	Free disk space on c: (%)	Total disk space on c: (Gb)	Free disk space on d: (%)	Total disk space on d: (Gb)	Free disk space on e: (%)	Total disk space on e: (Gb)
30-Nov-19	83	279	42	447	88	447
29-Nov-19	83	279	43	447	89	447
28-Nov-19	83	279	44	447	89	447
27-Nov-19	83	279	45	447	89	447
26-Nov-19	83	279	45	447	89	447
25-Nov-19	83	279	46	447	89	447
24-Nov-19	83	279	44	447	89	447

## Harddisk Usage CLO\_PRD\_ORA\_01

	Free disk space on c: (%)	Total disk space on c: (Gb)	Free disk space on d: (%)	Total disk space on d: (Gb)	Free disk space on f: (%)	Total disk space on f: (Gb)
30-Nov-19	69	279	36	447	36	447
29-Nov-19	69	279	36	447	36	447
28-Nov-19	69	279	36	447	37	447
27-Nov-19	69	279	36	447	37	447
26-Nov-19	69	279	36	447	37	447
25-Nov-19	69	279	36	447	38	447
24-Nov-19	69	279	36	447	38	447

# Weekly SLA Customer Report

Customer CLO Production  
Database ID 38



Harddisk Usage CLO\_PRD\_ORA\_02

	Free disk space on c: (%)	Total disk space on c: (Gb)	Free disk space on d: (%)	Total disk space on d: (Gb)	Free disk space on f: (%)	Total disk space on f: (Gb)
30-Nov-19	80	279	36	447	29	447
29-Nov-19	80	279	36	447	29	447
28-Nov-19	80	279	36	447	29	447
27-Nov-19	80	279	36	447	29	447
26-Nov-19	80	279	36	447	29	447
25-Nov-19	80	279	36	447	30	447
24-Nov-19	80	279	36	447	31	447

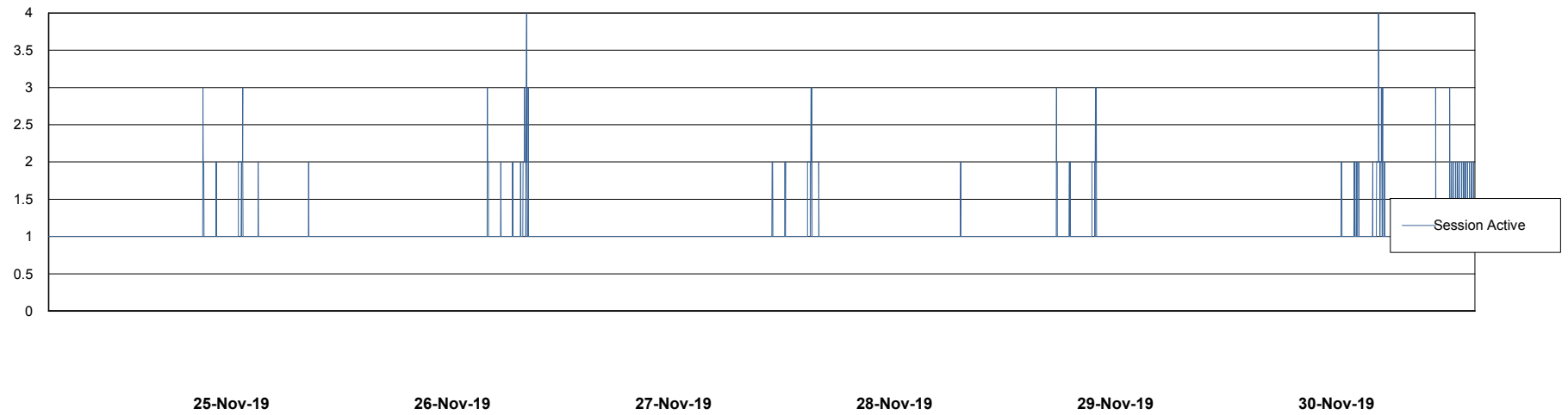
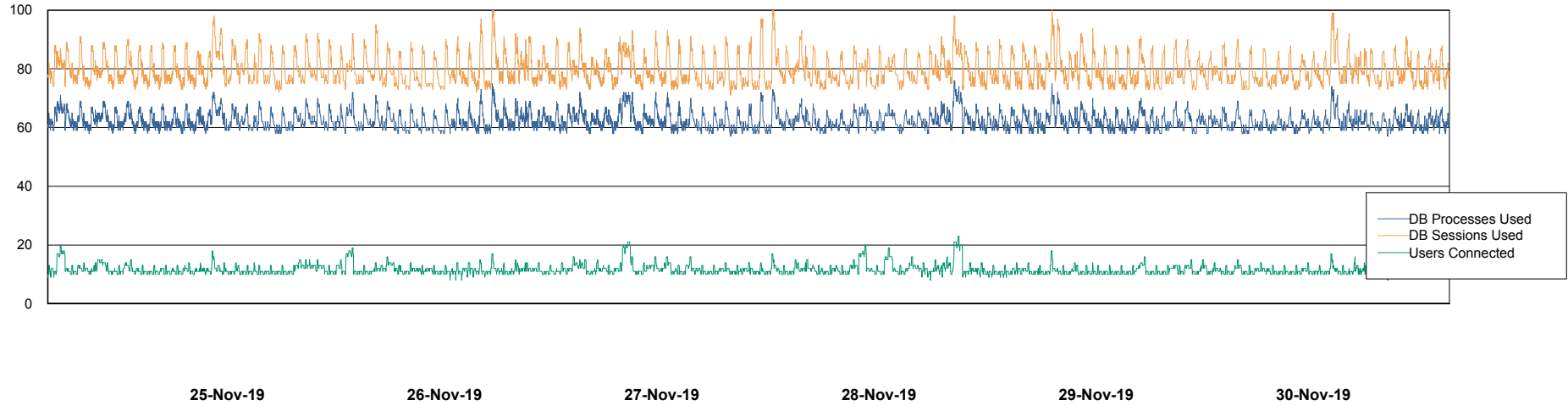
# Weekly SLA Customer Report

Customer CLO Production  
Database ID 38



## Database Performance CLODB\_PRD\_BI

DB Processes Max 300  
DB Sessions Max 480



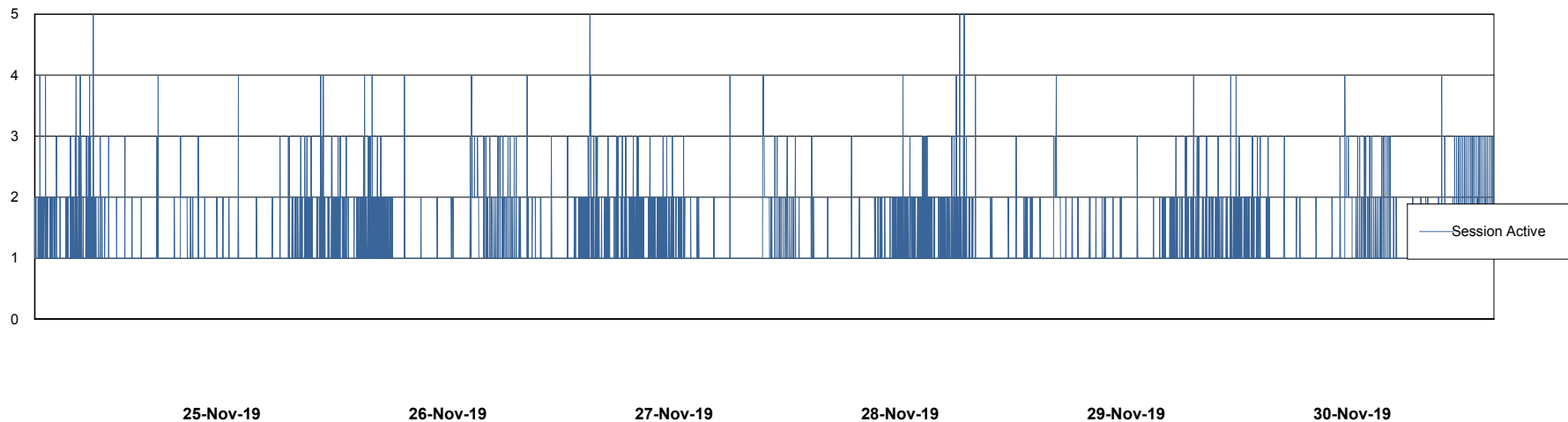
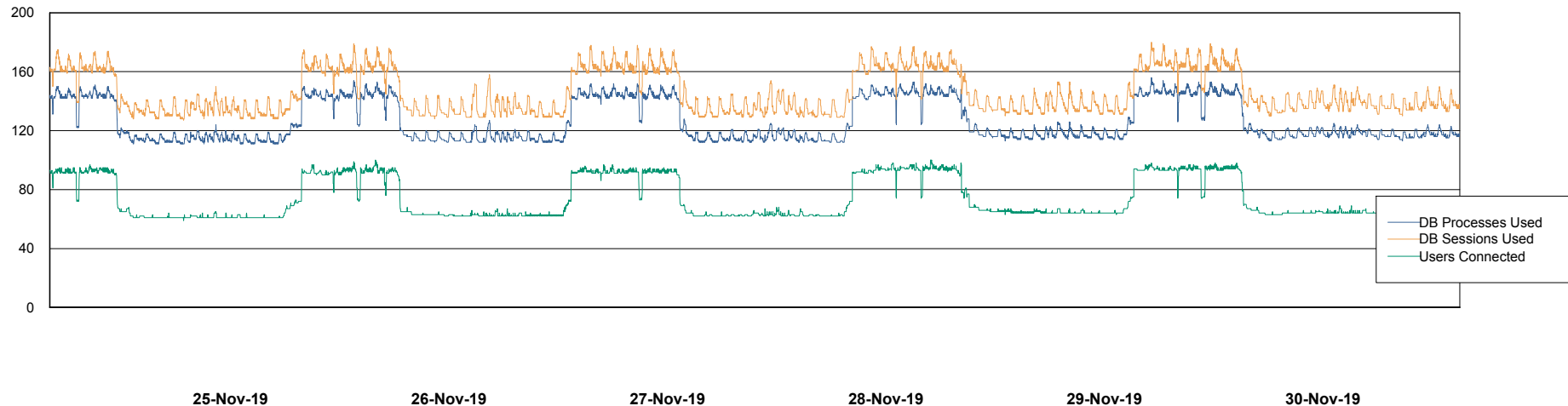
# Weekly SLA Customer Report

Customer CLO Production  
Database ID 38



## Database Performance CLODB\_PRD\_Production

DB Processes Max 1,000  
DB Sessions Max 1,536



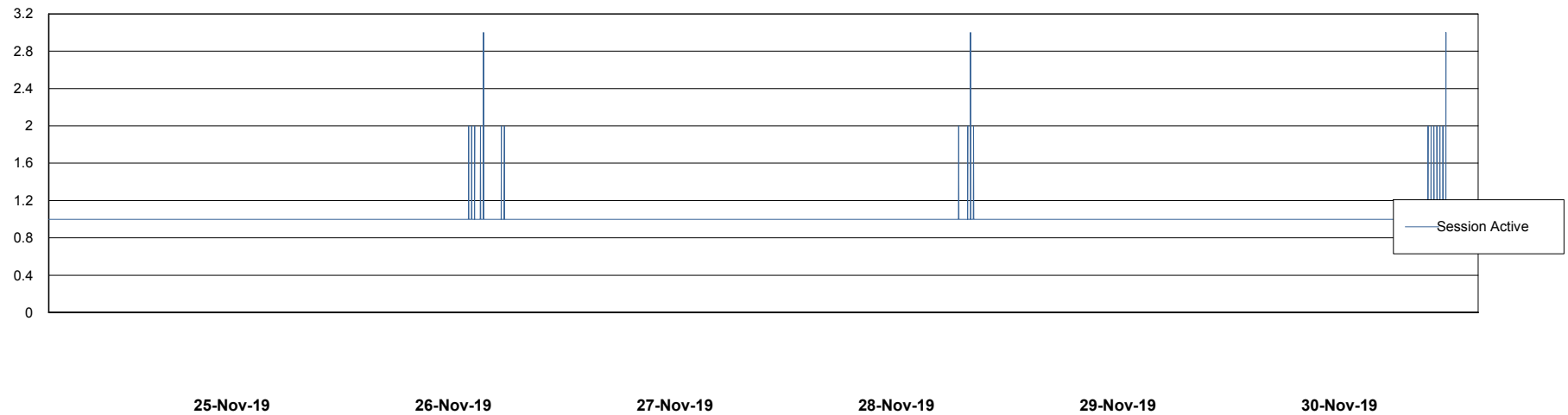
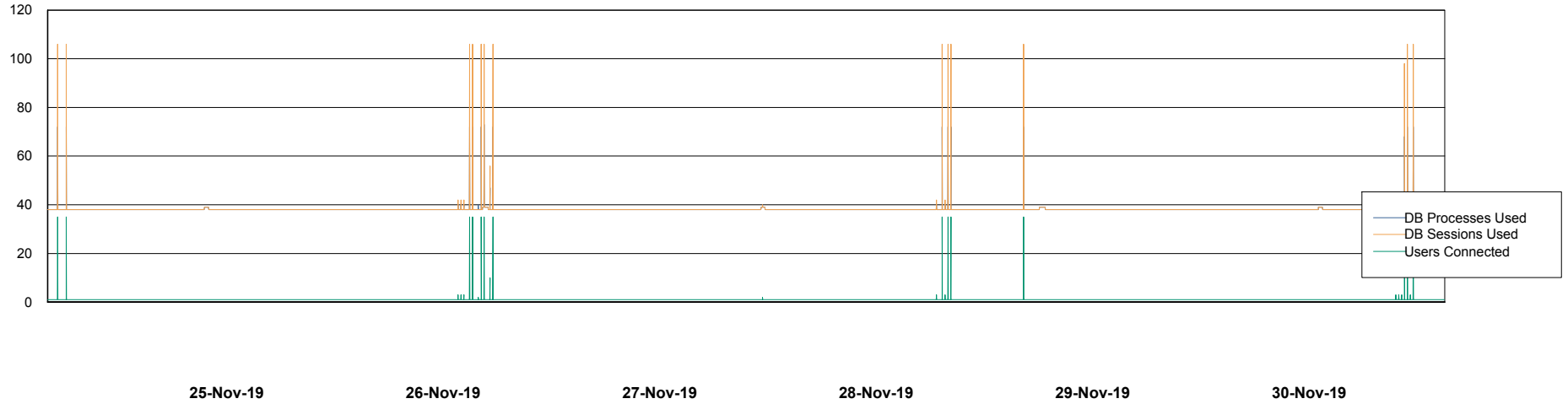
# Weekly SLA Customer Report

Customer CLO Production  
Database ID 38



## Database Performance CLODB\_PRD\_Standby

DB Processes Max 1,000  
DB Sessions Max 1,536



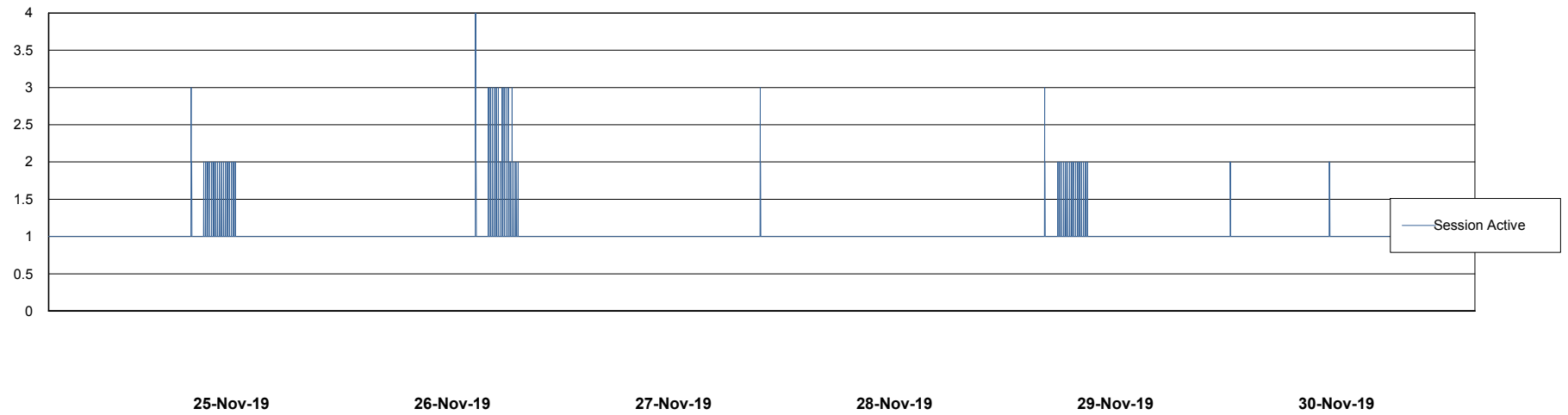
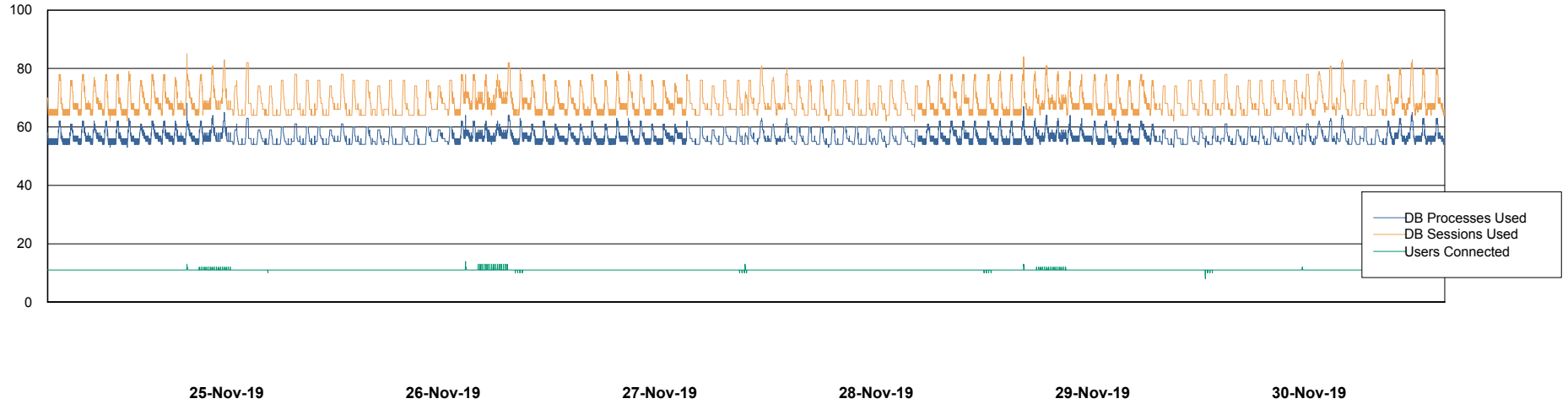
# Weekly SLA Customer Report

Customer CLO Production  
Database ID 38



## Database Performance CLODB\_PRD\_Test

DB Processes Max 1,000  
DB Sessions Max 1,536



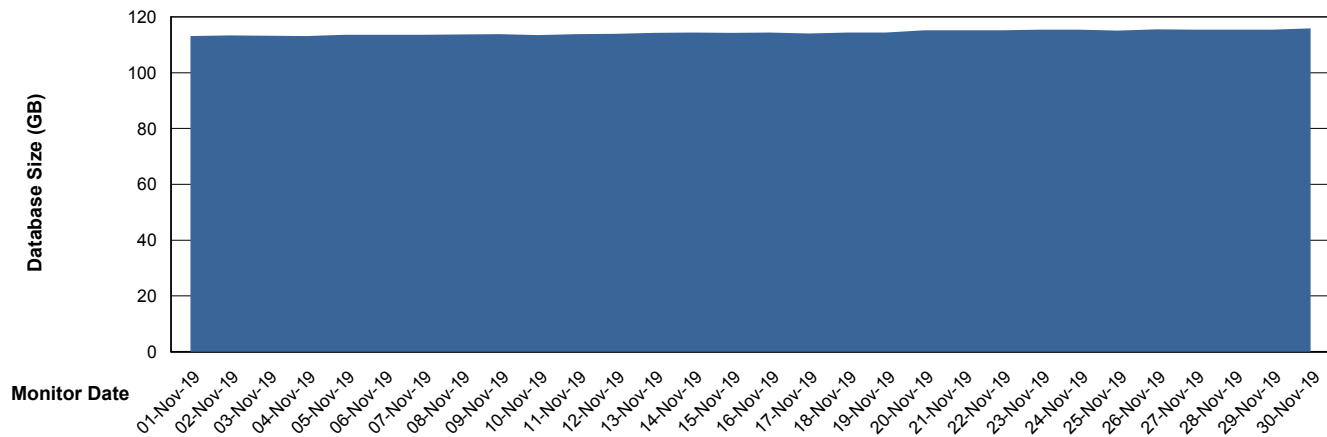
# Weekly SLA Customer Report

Customer CLO Production  
Database ID 38



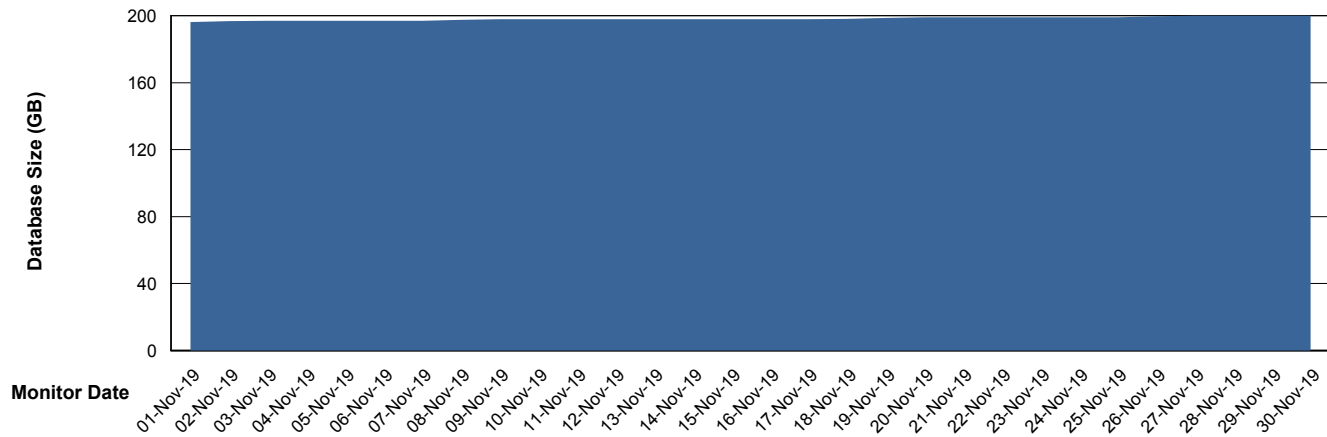
DATABASE SIZE CLODB\_PRD\_BI

### Database growth over last month



DATABASE SIZE CLODB\_PRD\_Production

### Database growth over last month



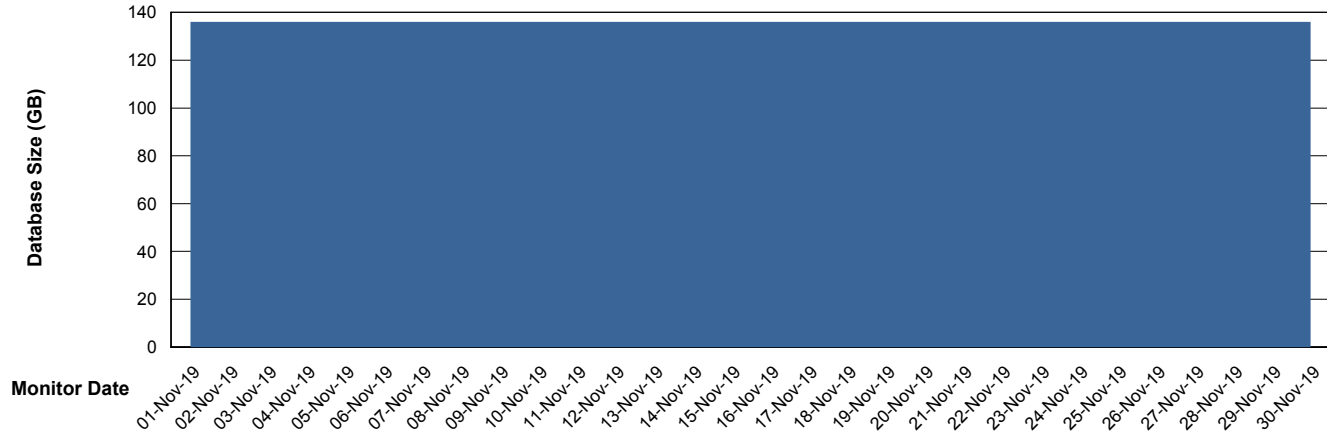
# Weekly SLA Customer Report

Customer CLO Production  
Database ID 38



DATABASE SIZE CLODB\_PRD\_Test

### Database growth over last month



# Weekly SLA Customer Report

Customer CLO Production  
Database ID 38



## Database Tablespace CLODB\_PRD\_BI

Date	Tablespace Name	Filesize (Gb)	Usedsize (Gb)	Percentage free
30-Nov-19	ABSDATA	120	57	53
	INDX	92	56	39
29-Nov-19	ABSDATA	120	57	53
	INDX	92	56	39
28-Nov-19	ABSDATA	120	57	53
	INDX	92	56	39
27-Nov-19	ABSDATA	120	57	53
	INDX	92	56	39
26-Nov-19	ABSDATA	120	57	53
	INDX	92	56	39
25-Nov-19	ABSDATA	120	57	53
	INDX	92	56	39
24-Nov-19	ABSDATA	120	57	53
	INDX	92	56	39

# Weekly SLA Customer Report

Customer CLO Production  
Database ID 38



## Database Tablespace CLODB\_PRD\_Production

Date	Tablespace Name	Filesize (Gb)	Usedsize (Gb)	Percentage free
30-Nov-19	ABSDATA	104	68	35
	INDX	135	113	16
29-Nov-19	ABSDATA	104	68	35
	INDX	135	113	16
28-Nov-19	ABSDATA	104	68	35
	INDX	135	113	16
27-Nov-19	ABSDATA	104	68	35
	INDX	135	113	16
26-Nov-19	ABSDATA	104	68	35
	INDX	135	113	16
25-Nov-19	ABSDATA	104	68	35
	INDX	135	113	16
24-Nov-19	ABSDATA	104	68	35
	INDX	135	113	16

# Weekly SLA Customer Report

Customer CLO Production  
Database ID 38



## Database Tablespace CLODB\_PRD\_Test

Date	Tablespace Name	Filesize (Gb)	Usedsize (Gb)	Percentage free
30-Nov-19	ABSDATA	88	70	20
	INDX	80	64	20
29-Nov-19	ABSDATA	88	70	20
	INDX	80	64	20
28-Nov-19	ABSDATA	88	70	20
	INDX	80	64	20
27-Nov-19	ABSDATA	88	70	20
	INDX	80	64	20
26-Nov-19	ABSDATA	88	70	20
	INDX	80	64	20
25-Nov-19	ABSDATA	88	70	20
	INDX	80	64	20
24-Nov-19	ABSDATA	88	70	20
	INDX	80	64	20

## BI Status and last ETL error for CLODB\_PRD\_BI

	Sun 24/11/2019	Mon 25/11/2019	Tue 26/11/2019	Wed 27/11/2019	Thu 28/11/2019	Fri 29/11/2019	Sat 30/11/2019
<b>ABS DataWarehouse ETL Health</b>	OK	OK	OK	OK	OK	OK	OK
<b>ABS DWHStaging ETL Health</b>	OK	OK	OK	OK	OK	OK	OK

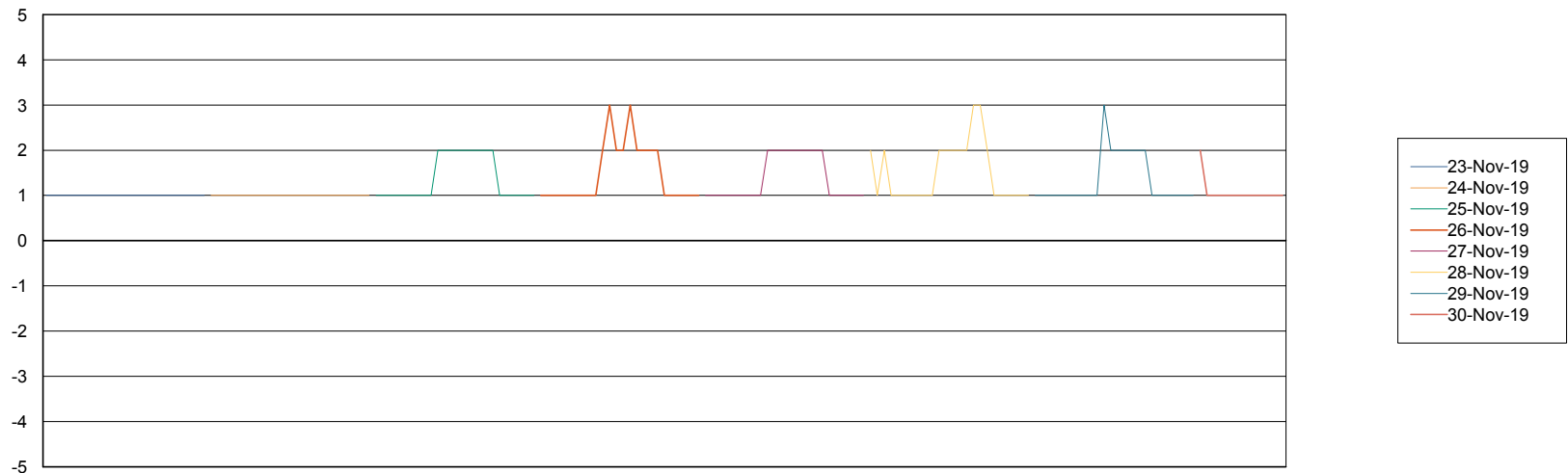
# Weekly SLA Customer Report

Customer CLO Production  
Database ID 38



Standby Database Health CLO Production

### Recovery lag for last 7 days



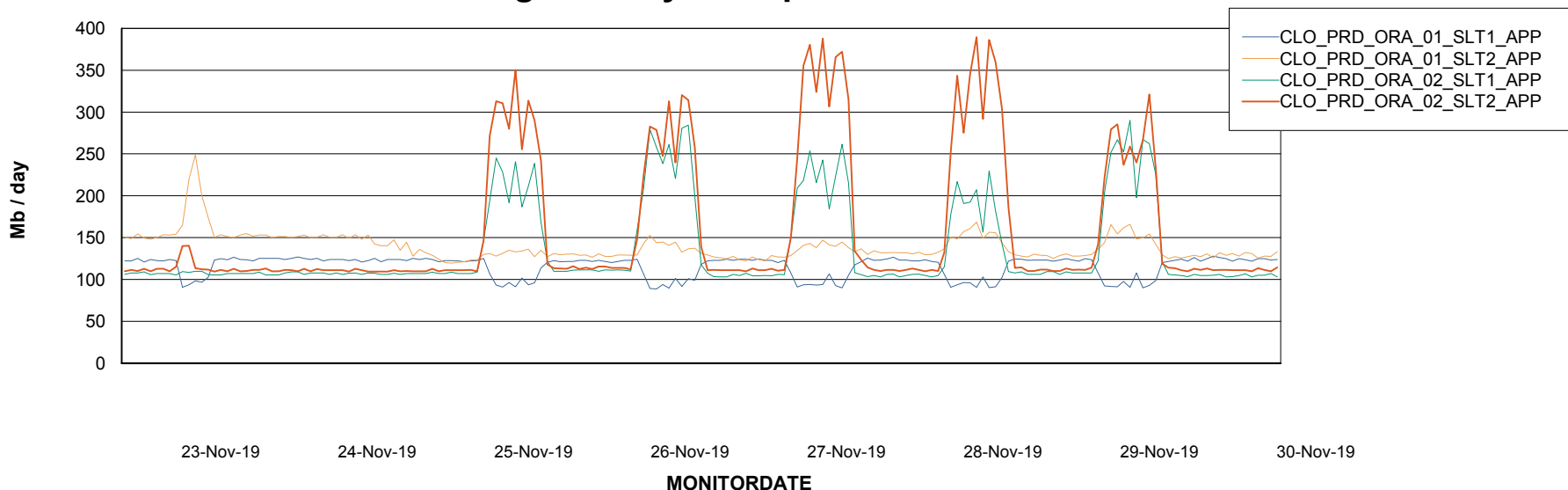
# Weekly SLA Customer Report

Customer CLO Production  
Database ID 38

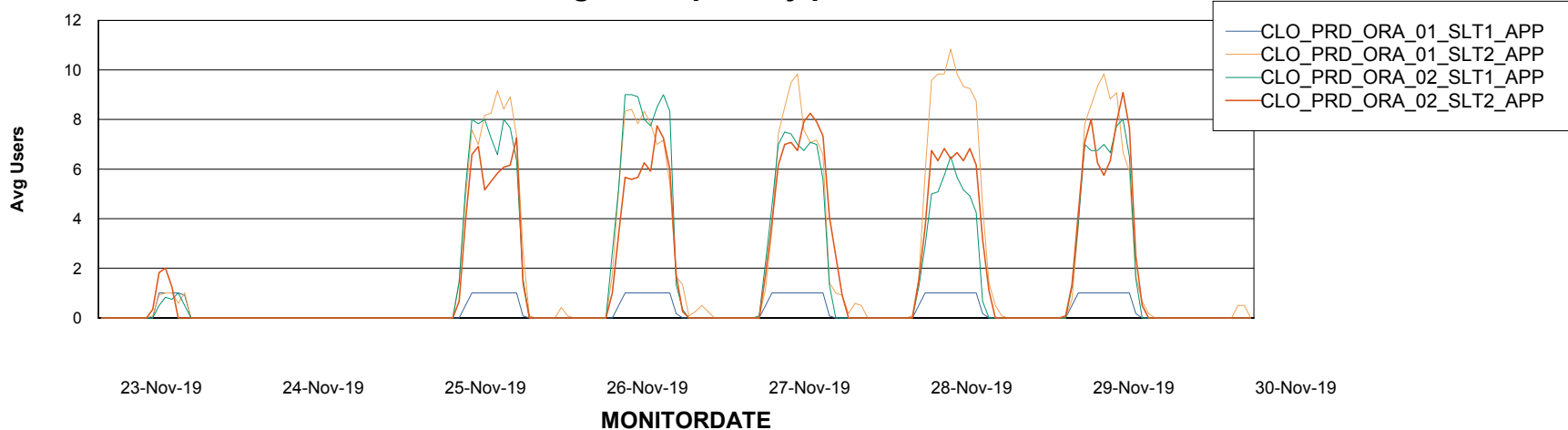


## ABSSolute Application Server Services

### Avg memory used per ABS Server Service



### Avg users per day per ABS server



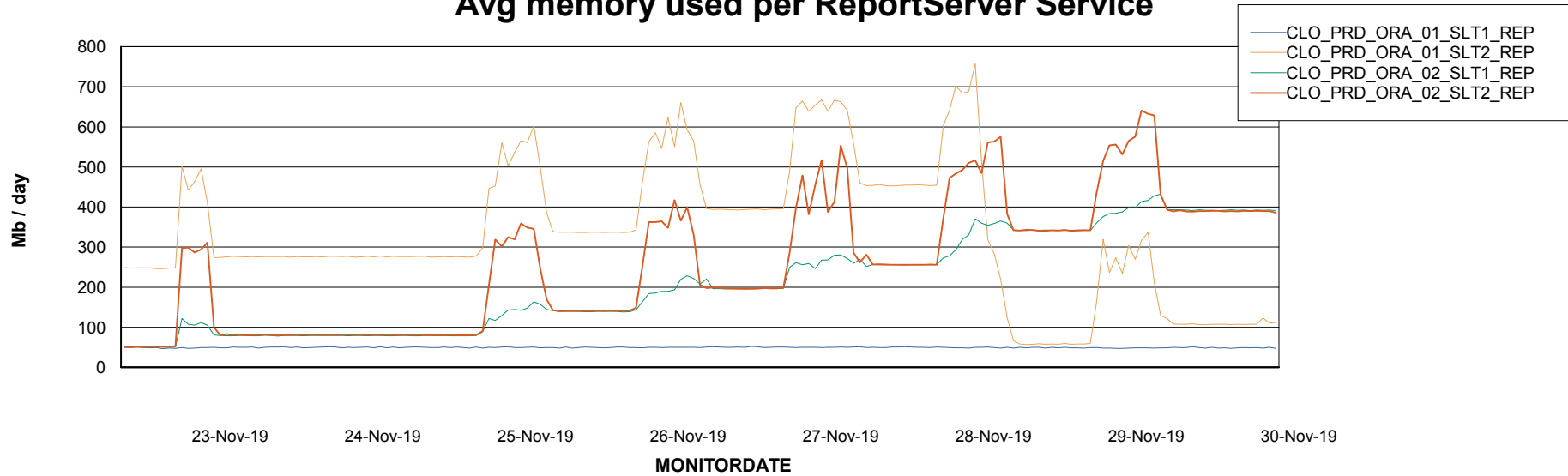
# Weekly SLA Customer Report

Customer CLO Production  
Database ID 38



## ABSSolute Application ReportServer Services

### Avg memory used per ReportServer Service



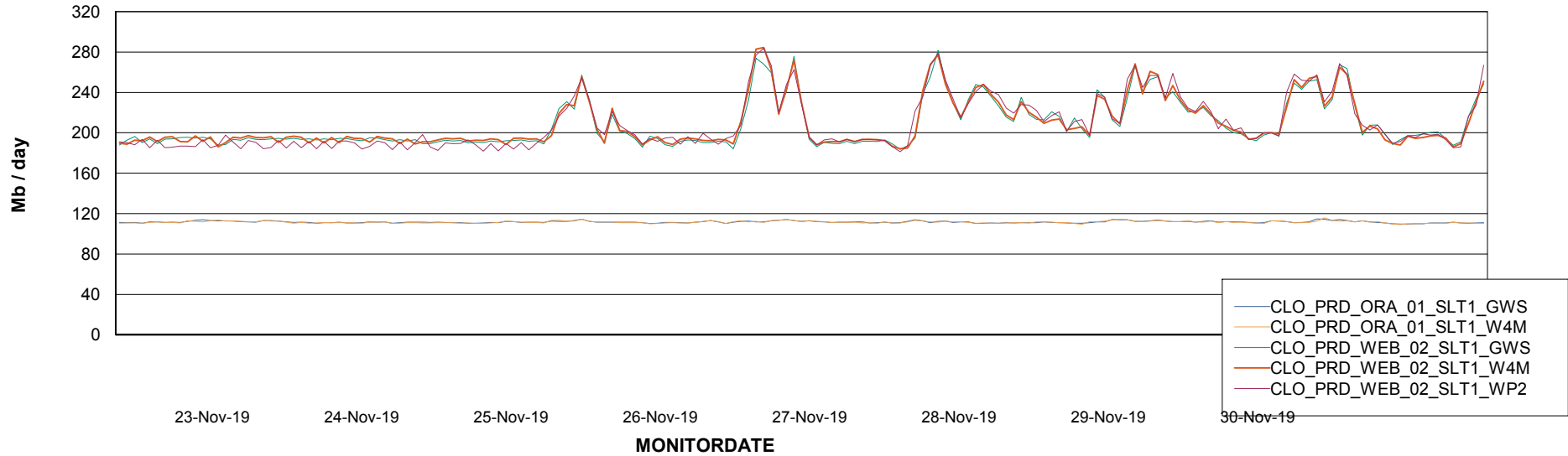
# Weekly SLA Customer Report

Customer CLO Production  
Database ID 38



## ABSolute Web Component Services

### Avg memory used per ABS Web component



# Weekly SLA Customer Report

Customer CLO Production  
Database ID 38



### Disaster per ABS component

