

Weekly SLA Customer Report

Customer KLA_Production
Database ID 65



Harddisk Usage KLAHQORA03

	Free disk space on c: (%)	Total disk space on c: (Gb)	Free disk space on d: (%)	Total disk space on d: (Gb)
23-Nov-19	52	150	35	150
22-Nov-19	53	150	35	150
21-Nov-19	53	150	35	150
20-Nov-19	53	150	36	150
19-Nov-19	53	150	37	150
18-Nov-19	53	150	37	150
17-Nov-19	53	150	37	150

Harddisk Usage KLA_STB

	Free disk space on c: (%)	Total disk space on c: (Gb)	Free disk space on d: (%)	Total disk space on d: (Gb)
23-Nov-19	41	150	42	200
22-Nov-19	41	150	41	200
21-Nov-19	41	150	41	200
20-Nov-19	41	150	42	200
19-Nov-19	41	150	43	200
18-Nov-19	41	150	43	200
17-Nov-19	42	150	43	200

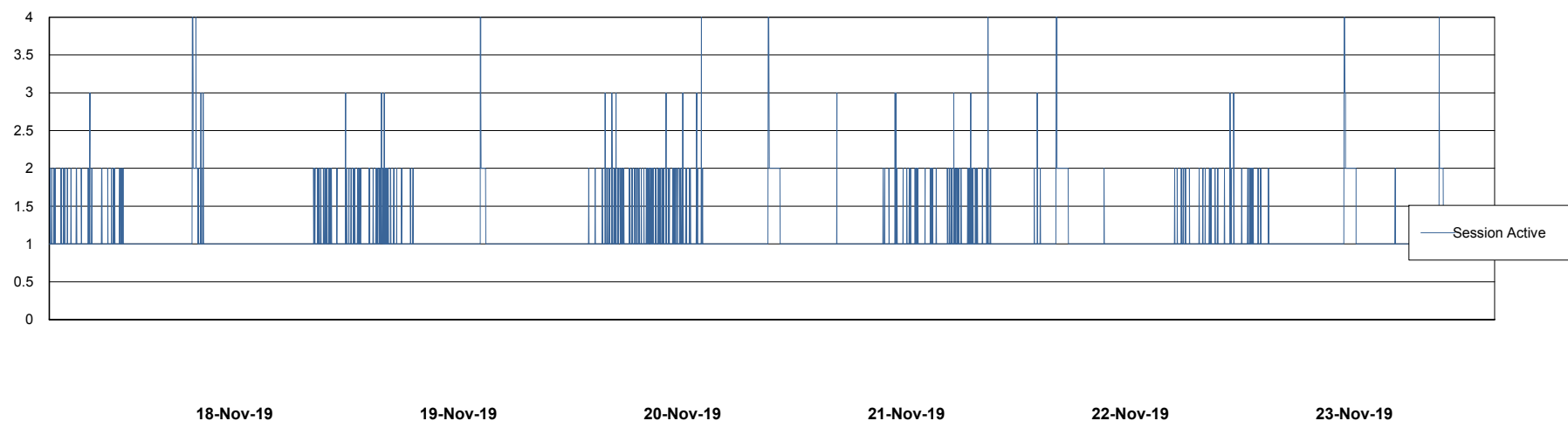
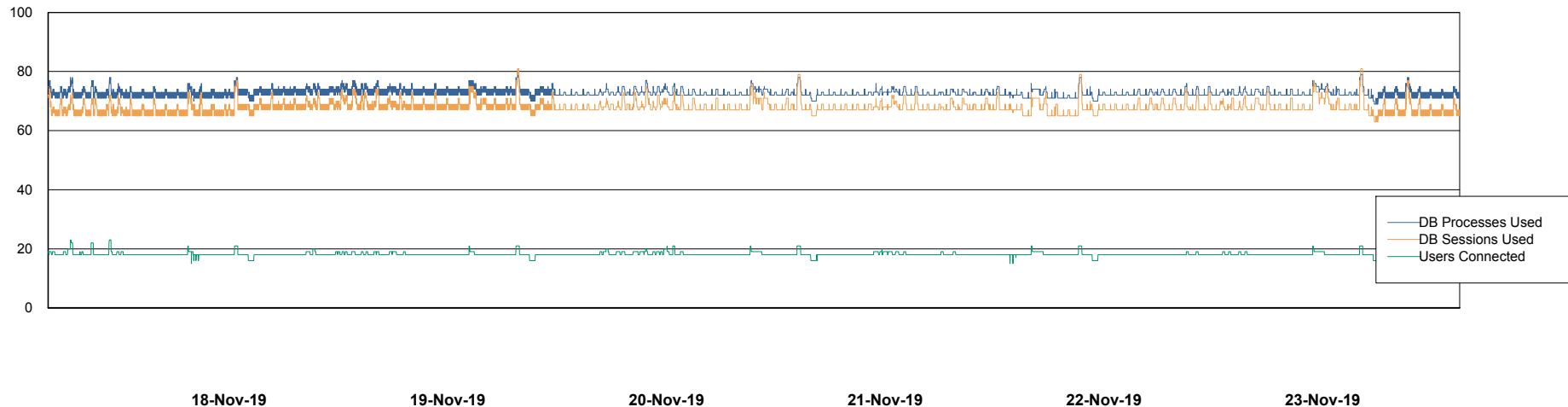
Weekly SLA Customer Report

Customer KLA_Production
Database ID 65



Database Performance KLADB_Production

DB Processes Max 500
DB Sessions Max 772



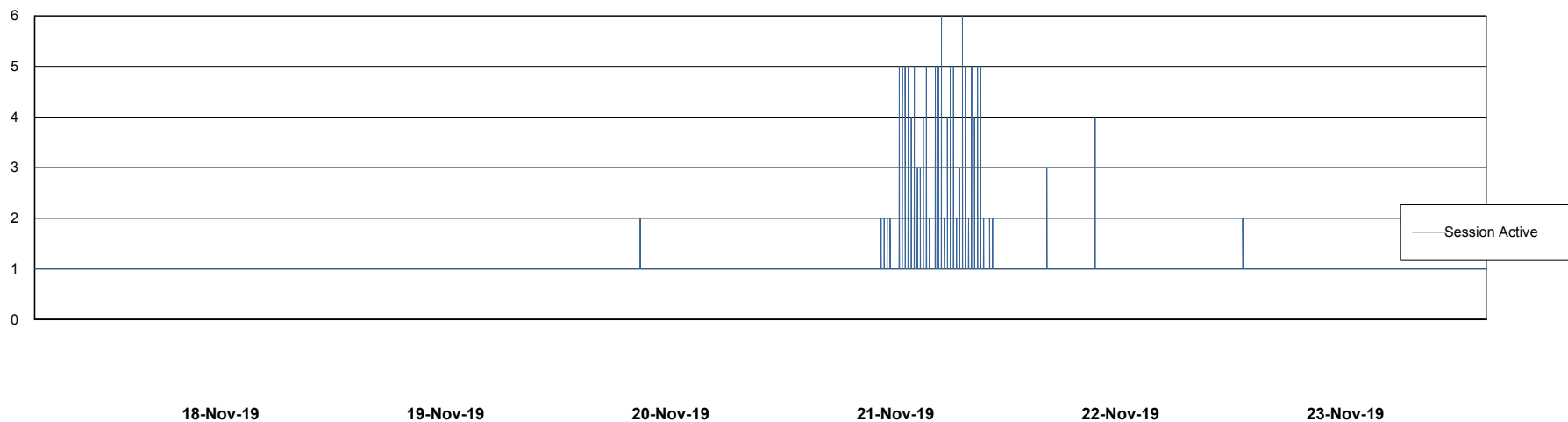
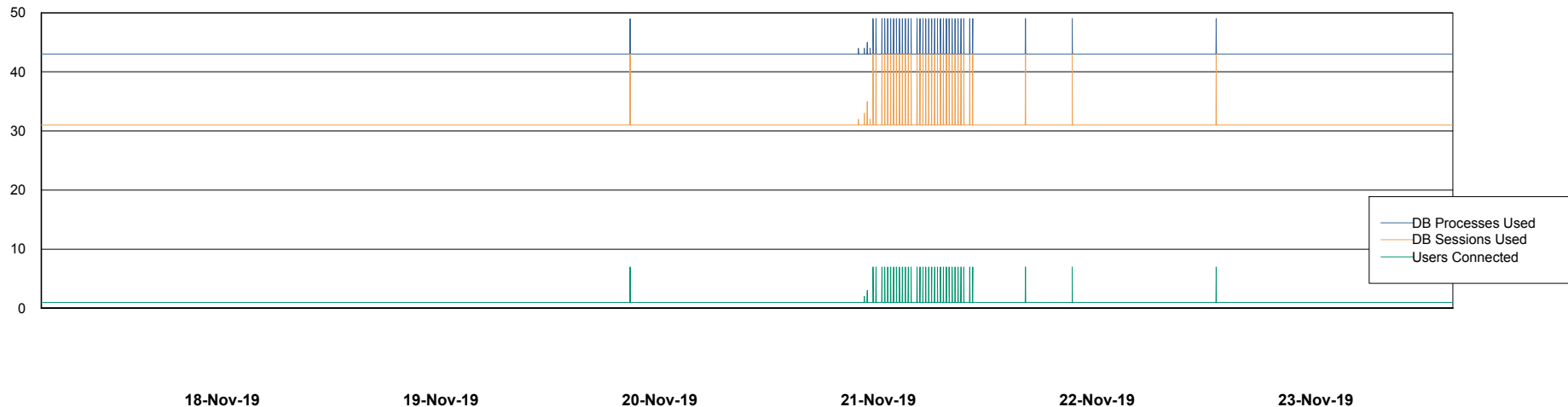
Weekly SLA Customer Report

Customer KLA_Production
Database ID 65



Database Performance KLADB_Standby

DB Processes Max 500
DB Sessions Max 772



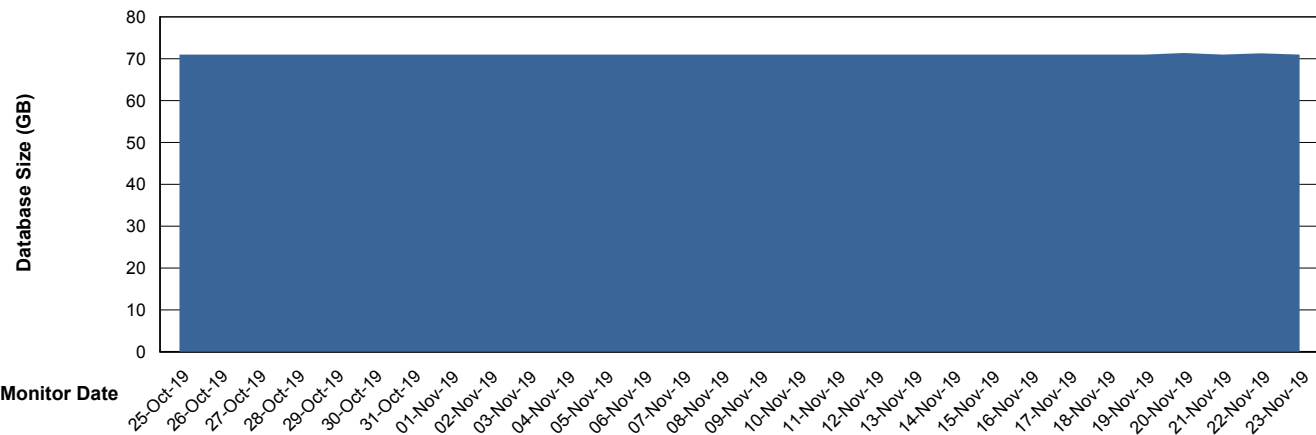
Weekly SLA Customer Report

Customer KLA_Production
 Database ID 65



DATABASE SIZE KLADB_Production

Database growth over last month



Database Tablespace KLADB_Production

Date	Tablespace Name	Filesize (Gb)	Usedsize (Gb)	Percentage free
23-Nov-19	ABSDATA	42	36	14
	INDX	39	32	18
22-Nov-19	ABSDATA	42	36	14
	INDX	39	32	18
21-Nov-19	ABSDATA	42	36	14
	INDX	39	32	18
20-Nov-19	ABSDATA	42	36	14
	INDX	39	32	18
19-Nov-19	ABSDATA	42	36	14
	INDX	39	32	18
18-Nov-19	ABSDATA	42	36	14
	INDX	39	32	18
17-Nov-19	ABSDATA	42	36	14
	INDX	39	32	18

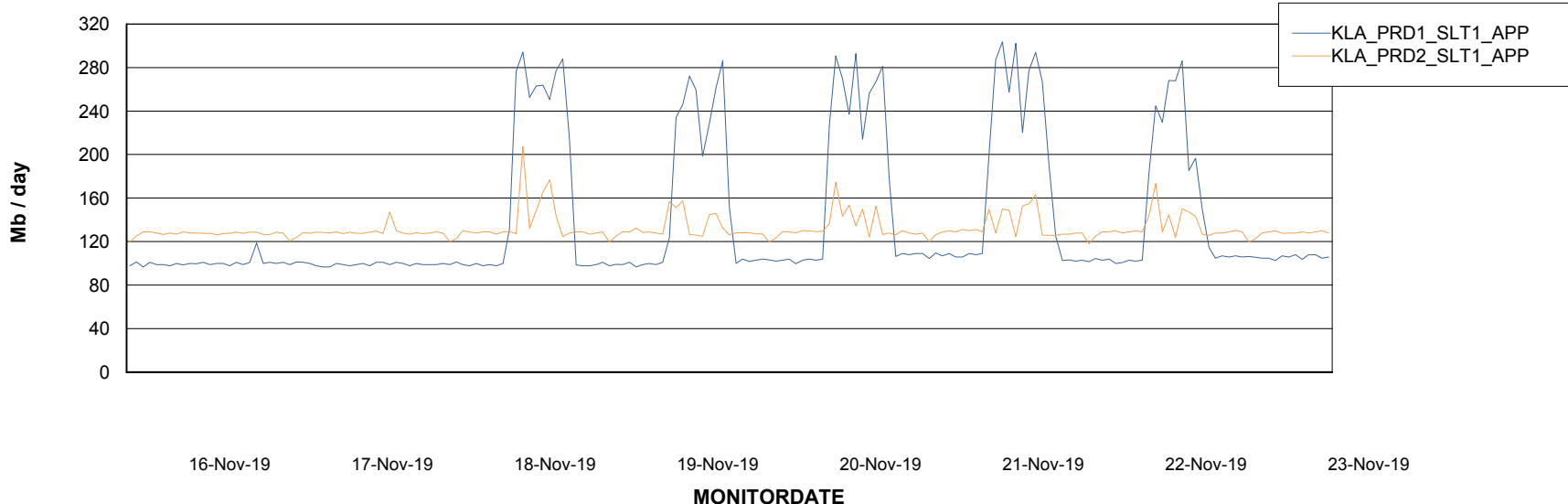
Weekly SLA Customer Report

Customer KLA_Production
Database ID 65

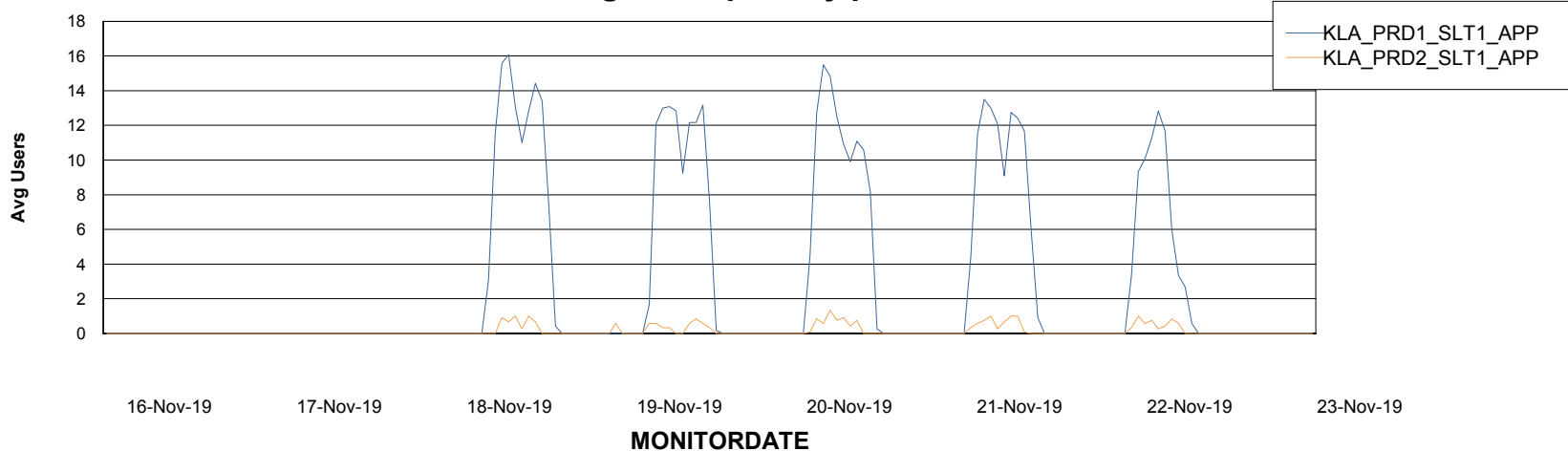


ABSSolute Application Server Services

Avg memory used per ABS Server Service



Avg users per day per ABS server



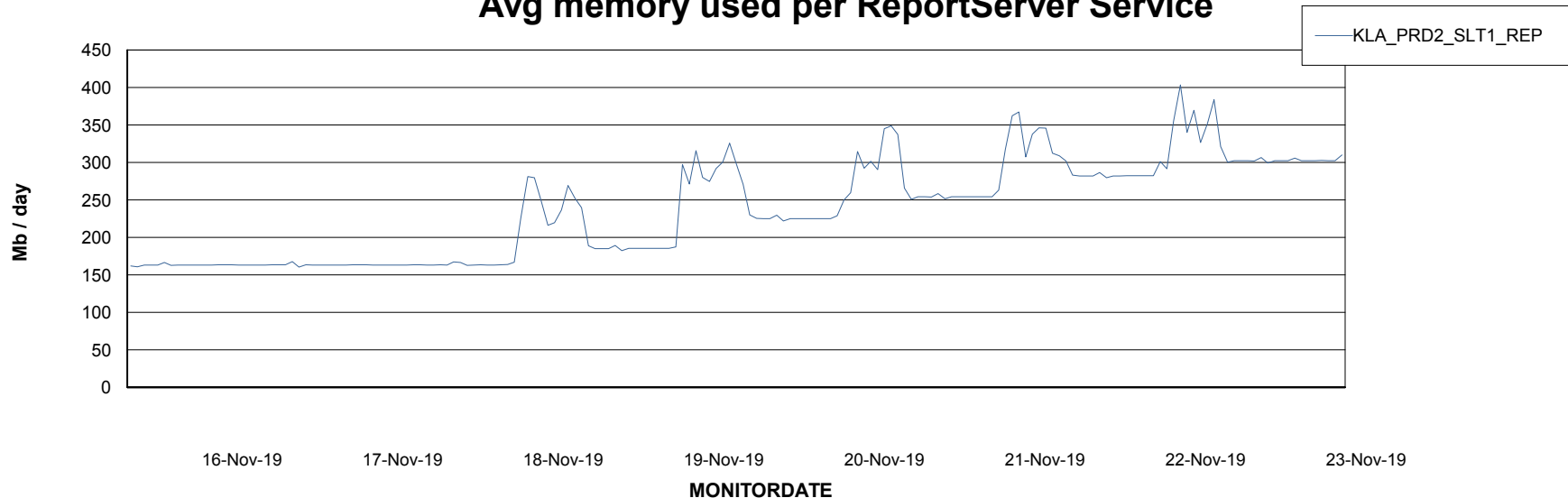
Weekly SLA Customer Report

Customer KLA_Production
Database ID 65



ABSSolute Application ReportServer Services

Avg memory used per ReportServer Service



Disaster per ABS component

