

Weekly SLA Customer Report

Customer PCO Production
Database ID 44



Harddisk Usage PCO_PRD_ORACLE1

	Free disk space on c: (%)	Total disk space on c: (Gb)	Free disk space on d: (%)	Total disk space on d: (Gb)
02-Nov-19	78	447	59	1,676
01-Nov-19	78	447	60	1,676
31-Oct-19	78	447	60	1,676
30-Oct-19	78	447	60	1,676
29-Oct-19	78	447	60	1,676
28-Oct-19	78	447	61	1,676

Harddisk Usage PCO_PRD_ORACLE2

	Free disk space on c: (%)	Total disk space on c: (Gb)	Free disk space on d: (%)	Total disk space on d: (Gb)
02-Nov-19	75	279	46	838
01-Nov-19	75	279	46	838
31-Oct-19	75	279	46	838
30-Oct-19	76	279	46	838
29-Oct-19	76	279	46	838
28-Oct-19	76	279	46	838

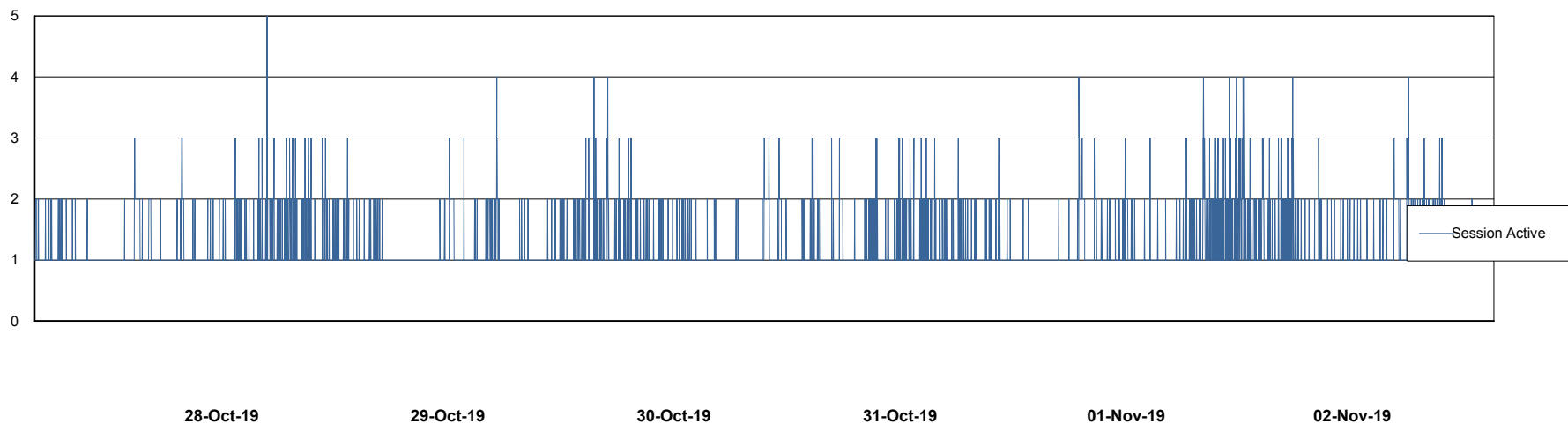
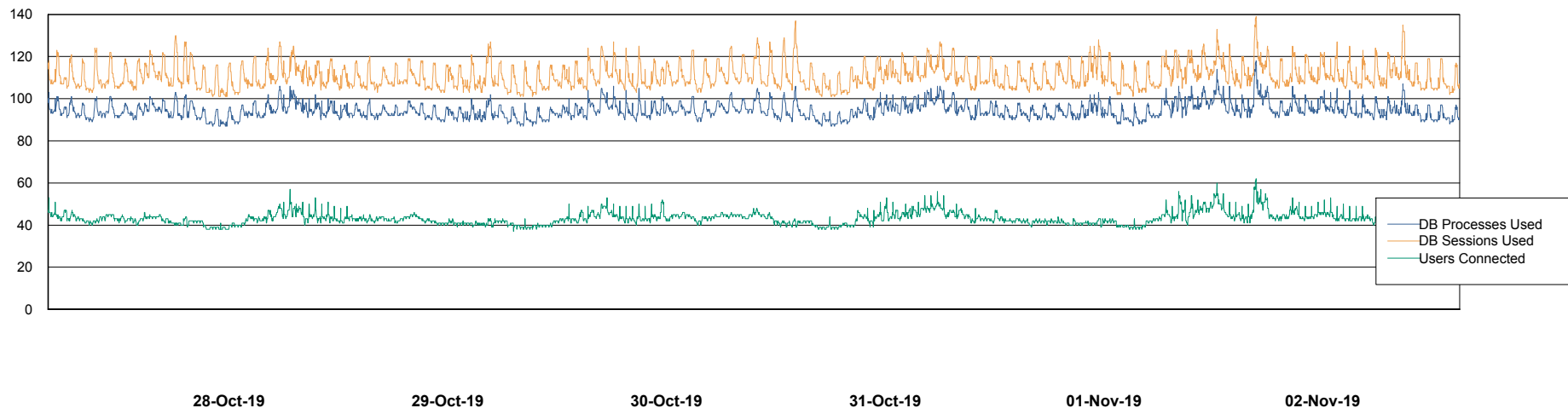
Weekly SLA Customer Report

Customer PCO Production
Database ID 44



Database Performance PCODB_Production

DB Processes Max 350
DB Sessions Max 560



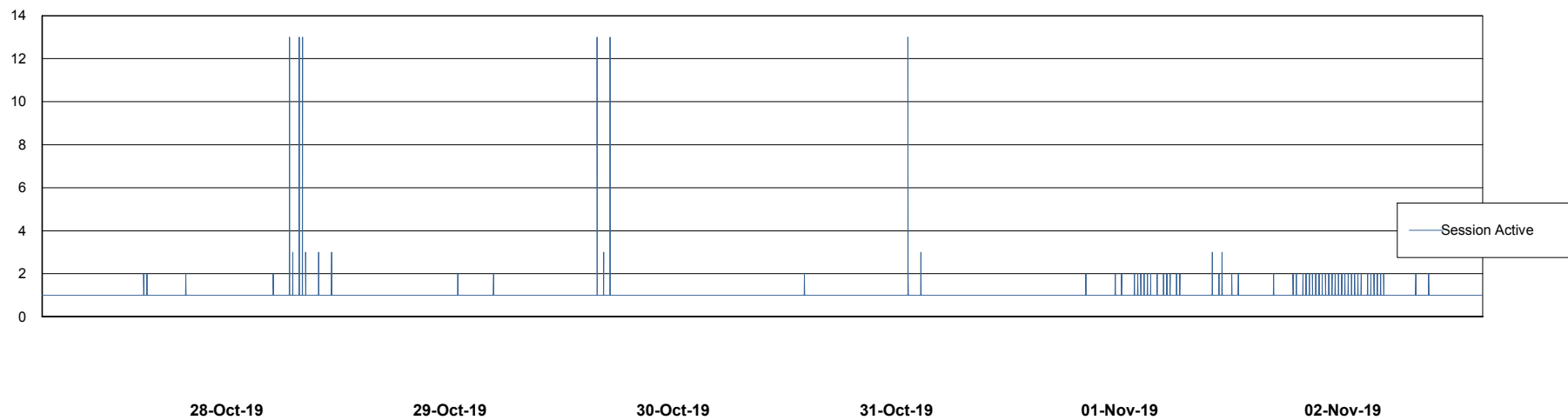
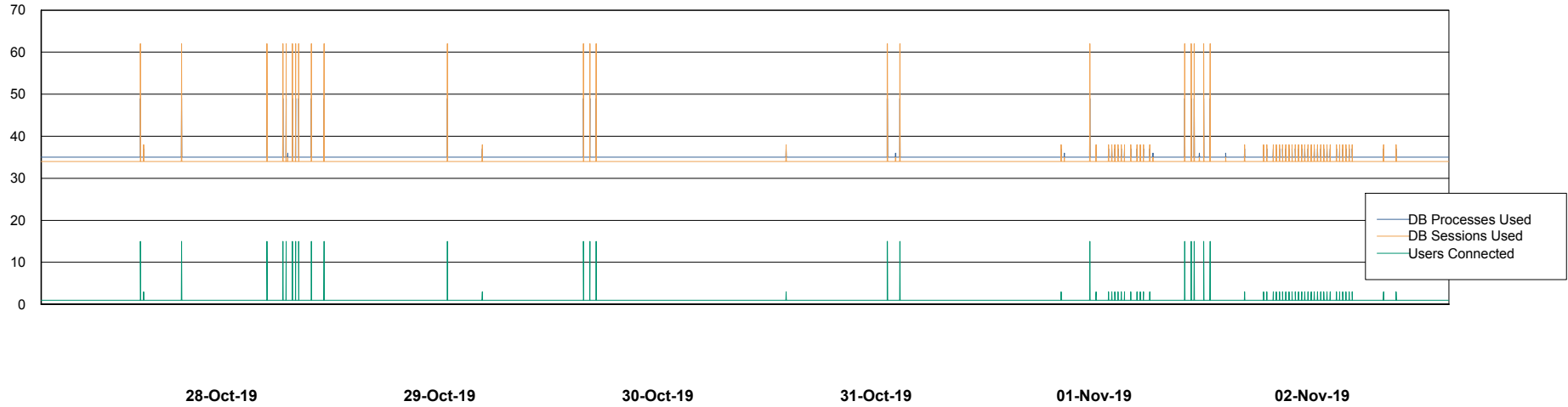
Weekly SLA Customer Report

Customer PCO Production
Database ID 44



Database Performance PCODB_Standby

DB Processes Max 350
DB Sessions Max 552



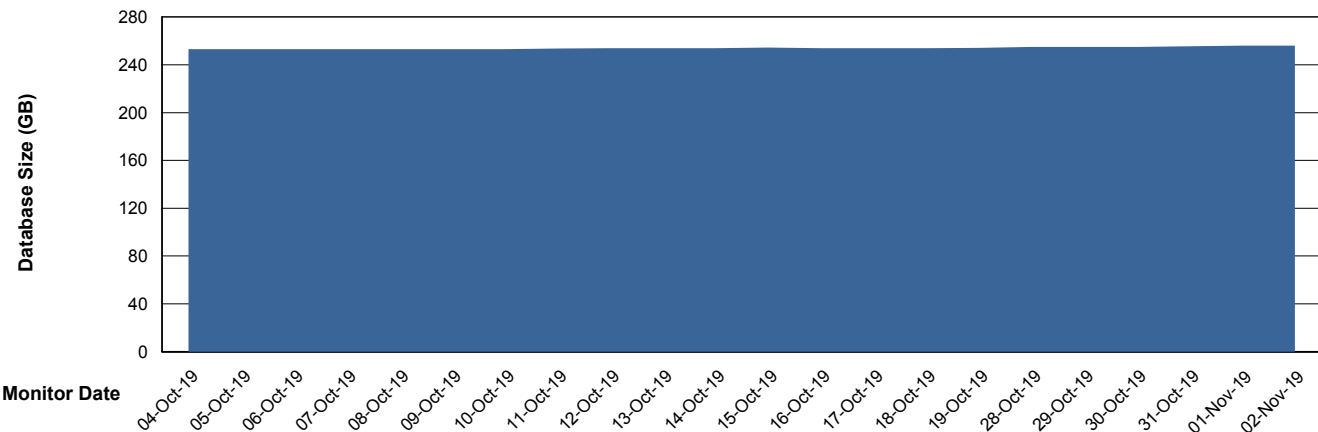
Weekly SLA Customer Report

Customer PCO Production
 Database ID 44



DATABASE SIZE PCODB_Production

Database growth over last month



Database Tablespace PCODB_Production

Date	Tablespace Name	Filesize (Gb)	Usedsize (Gb)	Percentage free
02-Nov-19	ABSDATA	150	92	39
	INDX	200	131	35
01-Nov-19	ABSDATA	150	92	39
	INDX	200	131	35
31-Oct-19	ABSDATA	150	92	39
	INDX	200	131	35
30-Oct-19	ABSDATA	150	92	39
	INDX	200	131	35
29-Oct-19	ABSDATA	150	92	39
	INDX	200	131	35
28-Oct-19	ABSDATA	150	91	39
	INDX	200	131	35

Weekly SLA Customer Report

Customer PCO Production
Database ID 44



Standby Database Health PCO Production

Recovery lag for last 7 days

