

# Weekly SLA Customer Report

Customer CLO Production  
Database ID 38



## Harddisk Usage CLO\_PRD\_CLOBI

	Free disk space on c: (%)	Total disk space on c: (Gb)	Free disk space on d: (%)	Total disk space on d: (Gb)	Free disk space on e: (%)	Total disk space on e: (Gb)
14-Sep-19	83	279	43	447	88	447
13-Sep-19	83	279	43	447	89	447
12-Sep-19	84	279	44	447	89	447
11-Sep-19	84	279	45	447	89	447
10-Sep-19	84	279	46	447	89	447
09-Sep-19	84	279	47	447	89	447
08-Sep-19	84	279	43	447	89	447

## Harddisk Usage CLO\_PRD\_ORA\_01

	Free disk space on c: (%)	Total disk space on c: (Gb)	Free disk space on d: (%)	Total disk space on d: (Gb)	Free disk space on f: (%)	Total disk space on f: (Gb)
14-Sep-19	66	279	47	447	66	447
13-Sep-19	66	279	47	447	68	447
12-Sep-19	66	279	47	447	68	447
11-Sep-19	66	279	47	447	68	447
10-Sep-19	66	279	47	447	68	447
09-Sep-19	64	279	47	447	68	447
08-Sep-19	64	279	47	447	68	447

# Weekly SLA Customer Report

Customer CLO Production  
Database ID 38



Harddisk Usage CLO\_PRD\_ORA\_02

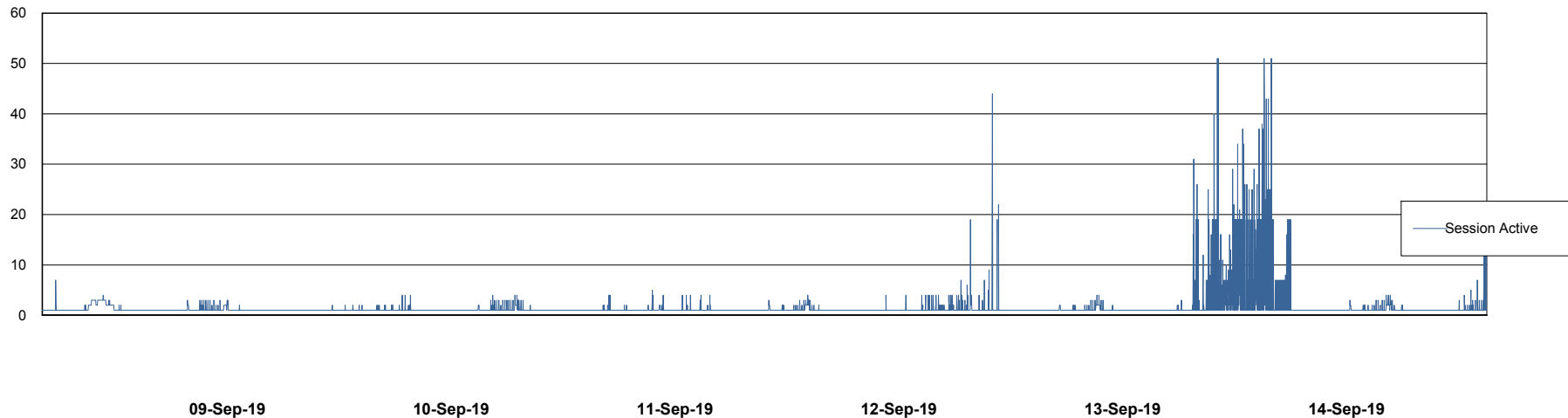
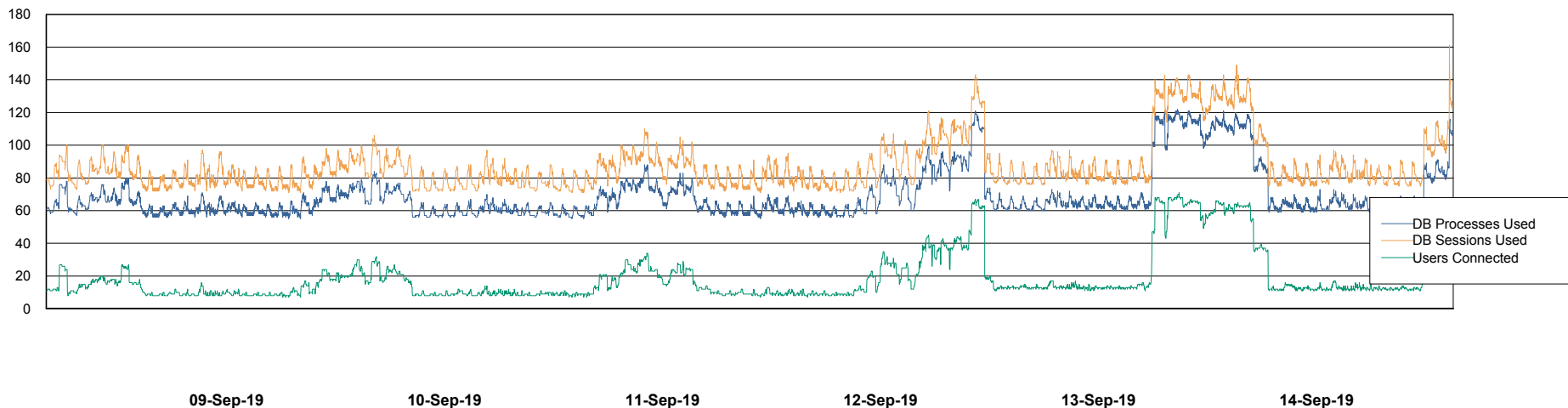
	Free disk space on c: (%)	Total disk space on c: (Gb)	Free disk space on d: (%)	Total disk space on d: (Gb)	Free disk space on f: (%)	Total disk space on f: (Gb)
14-Sep-19	81	279	47	447	35	447
13-Sep-19	81	279	47	447	34	447
12-Sep-19	81	279	47	447	34	447
11-Sep-19	81	279	47	447	34	447
10-Sep-19	81	279	47	447	34	447
09-Sep-19	81	279	47	447	34	447
08-Sep-19	81	279	47	447	34	447

# Weekly SLA Customer Report

Customer CLO Production  
Database ID 38



## Database Performance CLODB\_PRD\_BI

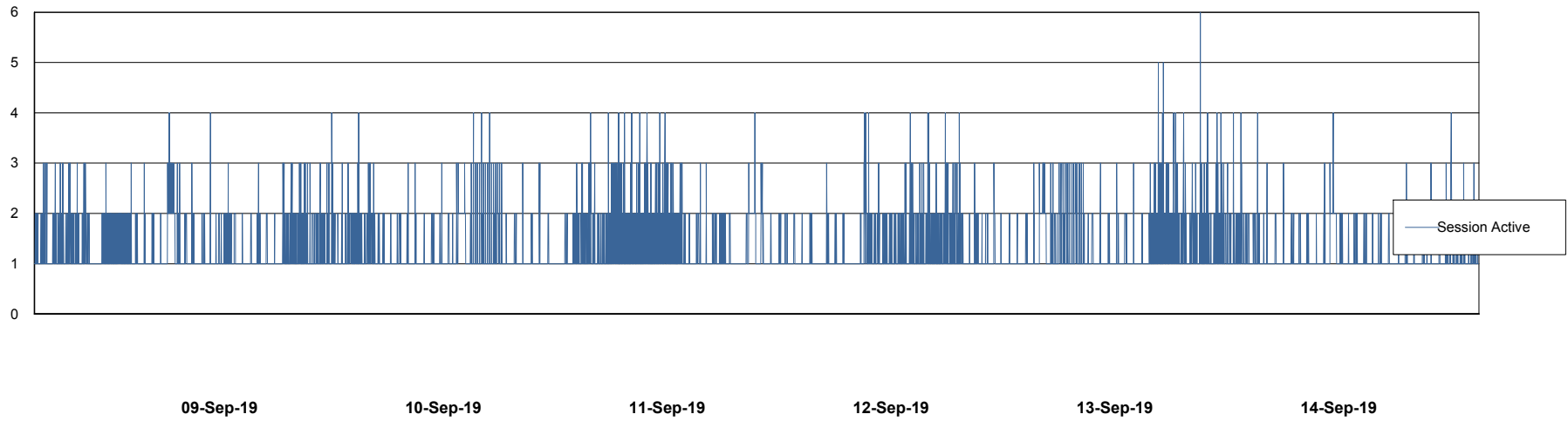
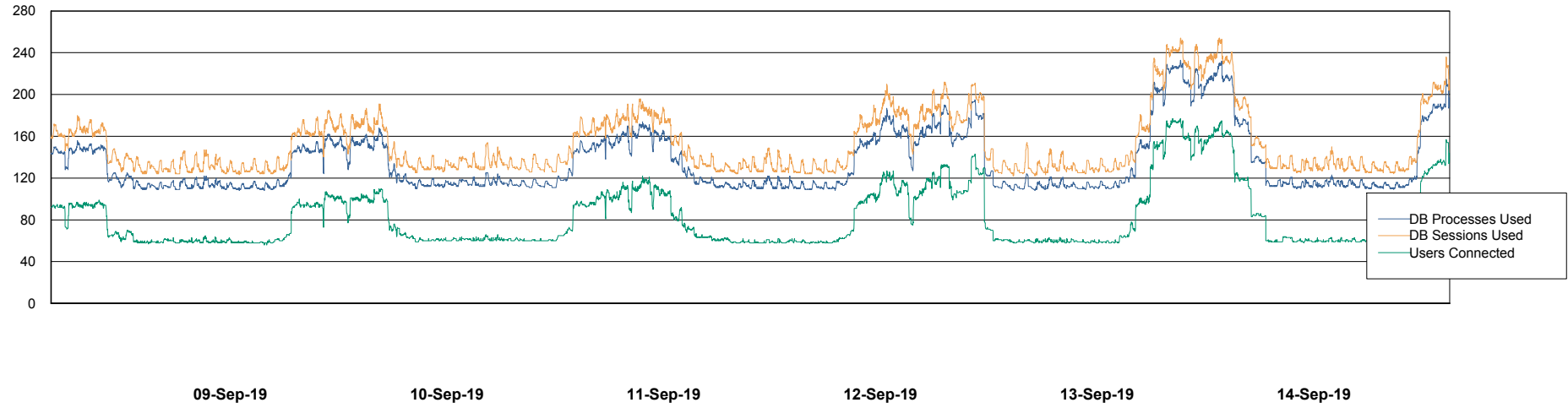


# Weekly SLA Customer Report

Customer CLO Production  
Database ID 38



## Database Performance CLODB\_PRD\_Production

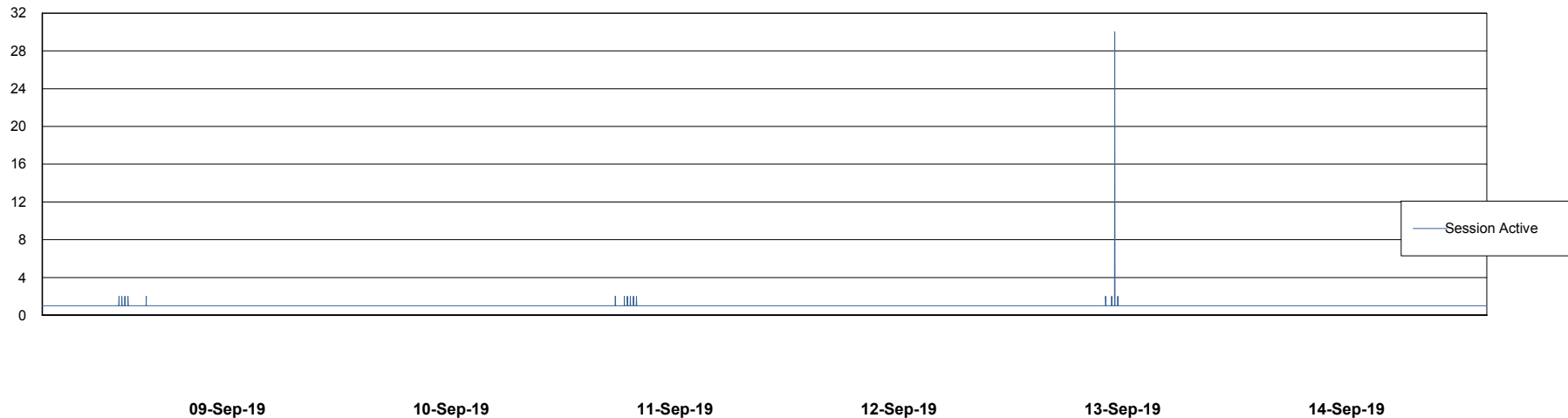
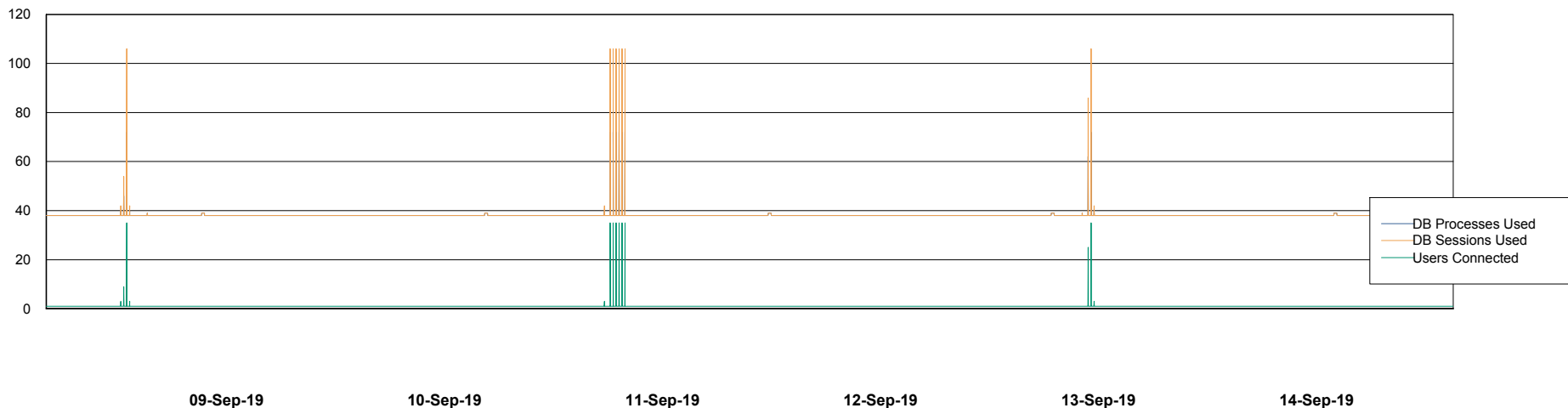


# Weekly SLA Customer Report

Customer CLO Production  
Database ID 38



## Database Performance CLODB\_PRD\_Standby

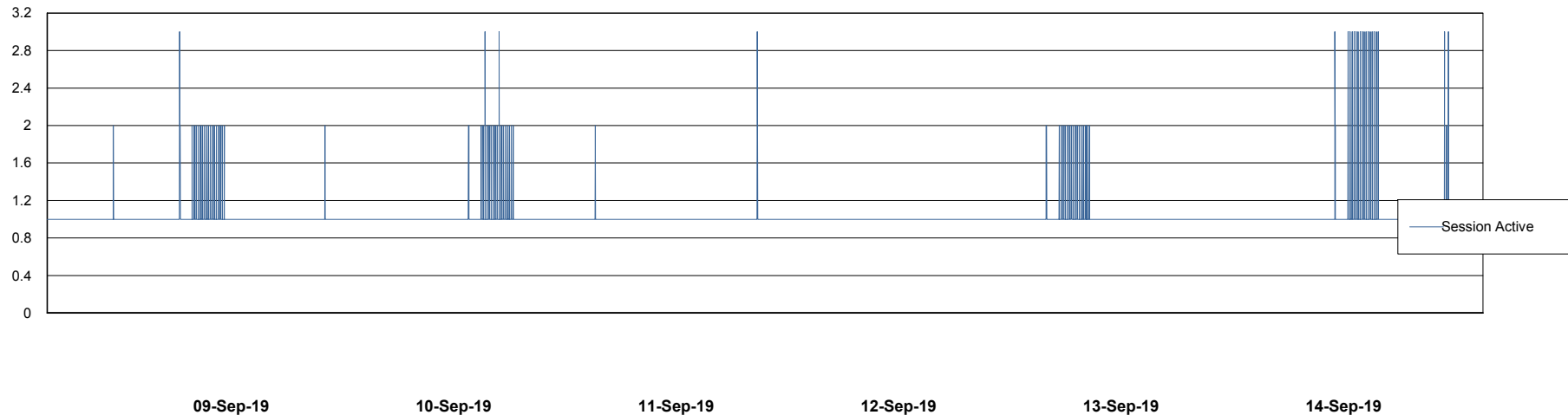
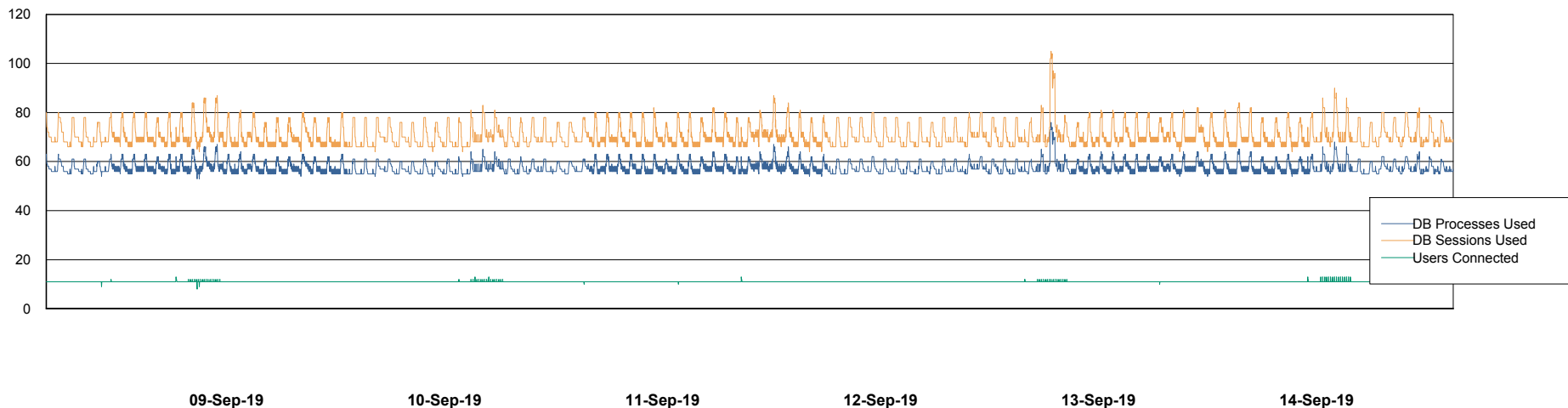


# Weekly SLA Customer Report

Customer CLO Production  
Database ID 38



## Database Performance CLODB\_PRD\_Test



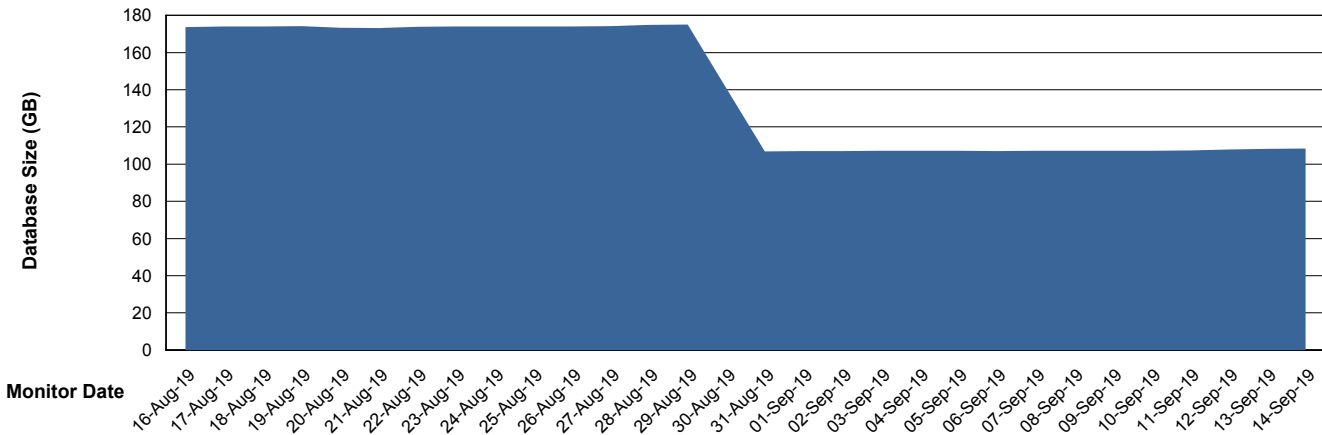
# Weekly SLA Customer Report

Customer CLO Production  
Database ID 38



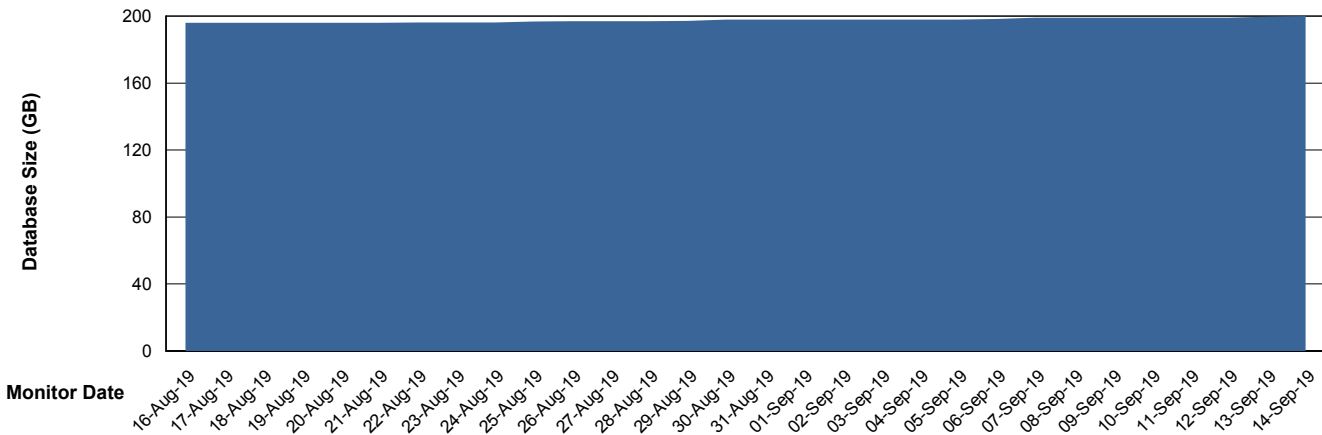
DATABASE SIZE CLODB\_PRD\_BI

### Database growth over last month



DATABASE SIZE CLODB\_PRD\_Production

### Database growth over last month



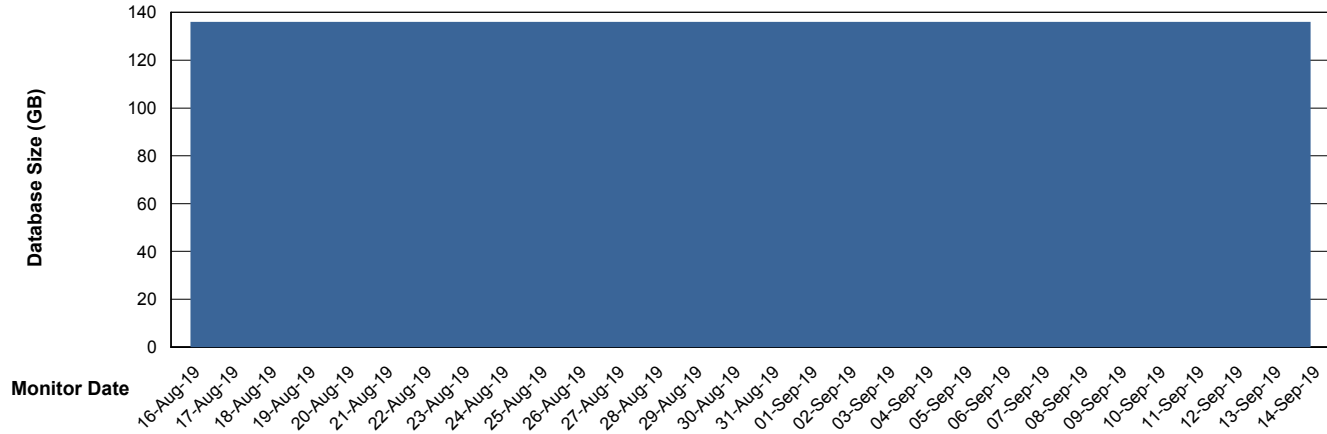
# Weekly SLA Customer Report

Customer CLO Production  
Database ID 38



DATABASE SIZE CLODB\_PRD\_Test

### Database growth over last month



# Weekly SLA Customer Report

Customer CLO Production  
 Database ID 38



Database Tablespace CLODB\_PRD\_BI

Date	Tablespace Name	Filesize (Gb)	Usedsize (Gb)	Percentage free
14-Sep-19	ABSDATA	120	54	55
	INDX	92	51	45
13-Sep-19	ABSDATA	120	54	55
	INDX	92	51	45
12-Sep-19	ABSDATA	120	54	55
	INDX	92	51	45
11-Sep-19	ABSDATA	120	54	55
	INDX	92	51	45
10-Sep-19	ABSDATA	120	54	55
	INDX	92	51	45
09-Sep-19	ABSDATA	120	54	55
	INDX	92	51	45
08-Sep-19	ABSDATA	120	54	55
	INDX	92	51	45

# Weekly SLA Customer Report

Customer CLO Production  
Database ID 38



## Database Tablespace CLODB\_PRD\_Production

Date	Tablespace Name	Filesize (Gb)	Usedsize (Gb)	Percentage free
14-Sep-19	ABSDATA	111	93	16
	INDX	103	87	16
13-Sep-19	ABSDATA	111	94	15
	INDX	103	87	16
12-Sep-19	ABSDATA	111	93	16
	INDX	103	87	16
11-Sep-19	ABSDATA	111	92	17
	INDX	103	86	17
10-Sep-19	ABSDATA	111	92	17
	INDX	103	86	17
09-Sep-19	ABSDATA	111	92	17
	INDX	103	86	17
08-Sep-19	ABSDATA	111	92	17
	INDX	103	86	17

# Weekly SLA Customer Report

Customer CLO Production  
 Database ID 38



Database Tablespace CLODB\_PRD\_Test

Date	Tablespace Name	Filesize (Gb)	Usedsize (Gb)	Percentage free
14-Sep-19	ABSDATA	88	70	20
	INDX	80	64	20
13-Sep-19	ABSDATA	88	70	20
	INDX	80	64	20
12-Sep-19	ABSDATA	88	70	20
	INDX	80	64	20
11-Sep-19	ABSDATA	88	70	20
	INDX	80	64	20
10-Sep-19	ABSDATA	88	70	20
	INDX	80	64	20
09-Sep-19	ABSDATA	88	70	20
	INDX	80	64	20
08-Sep-19	ABSDATA	88	70	20
	INDX	80	64	20

BI Status and last ETL error for CLODB\_PRD\_BI

	Sun 8/9/2019	Mon 9/9/2019	Tue 10/9/2019	Wed 11/9/2019	Thu 12/9/2019	Fri 13/9/2019	Sat 14/9/2019
<b>ABS DataWarehouse ETL Health</b>	OK	OK	OK	OK	OK	OK	OK
<b>ABS DWHStaging ETL Health</b>	OK	OK	OK	OK	OK	OK	OK

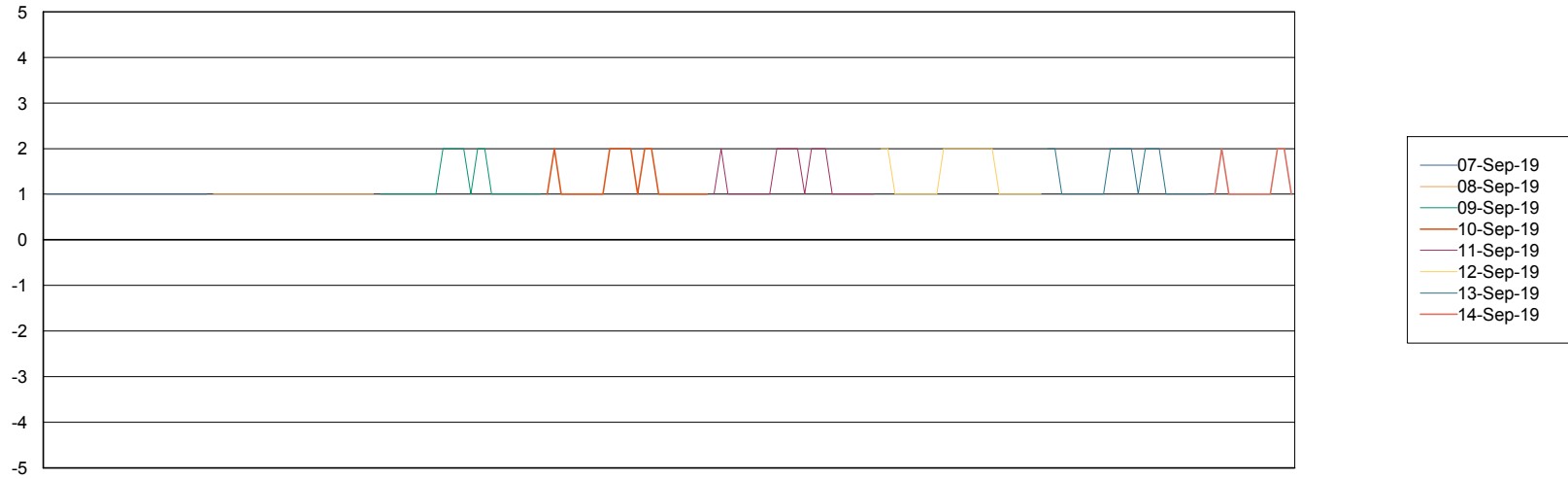
# Weekly SLA Customer Report

Customer CLO Production  
Database ID 38



Standby Database Health CLO Production

### Recovery lag for last 7 days



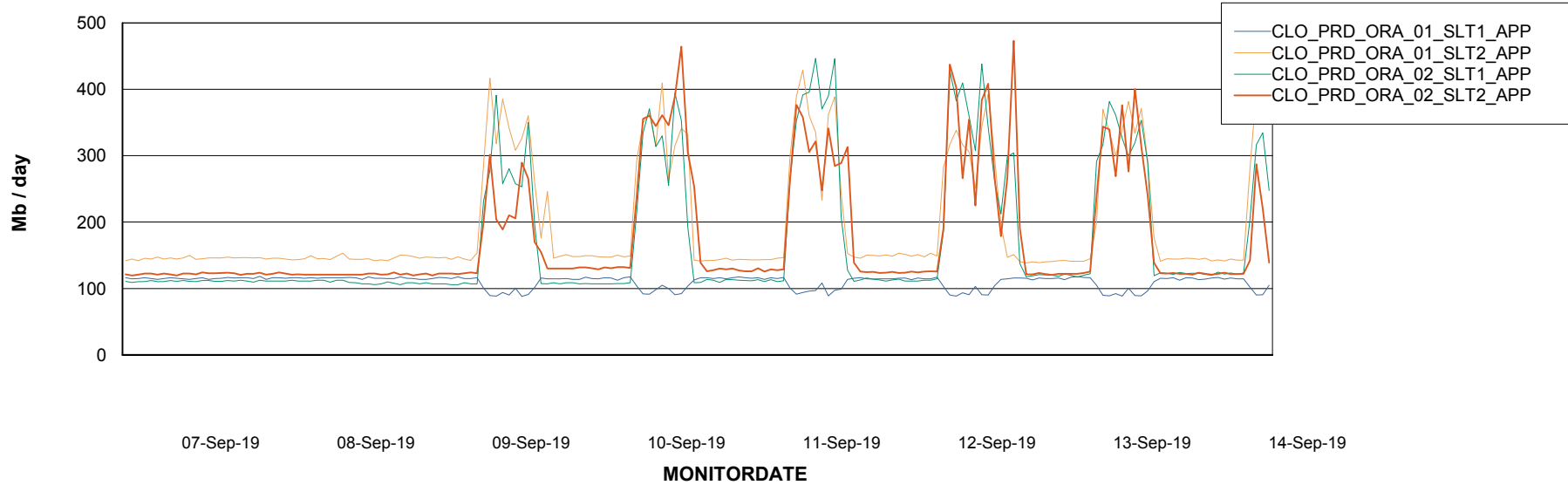
# Weekly SLA Customer Report

Customer CLO Production  
Database ID 38

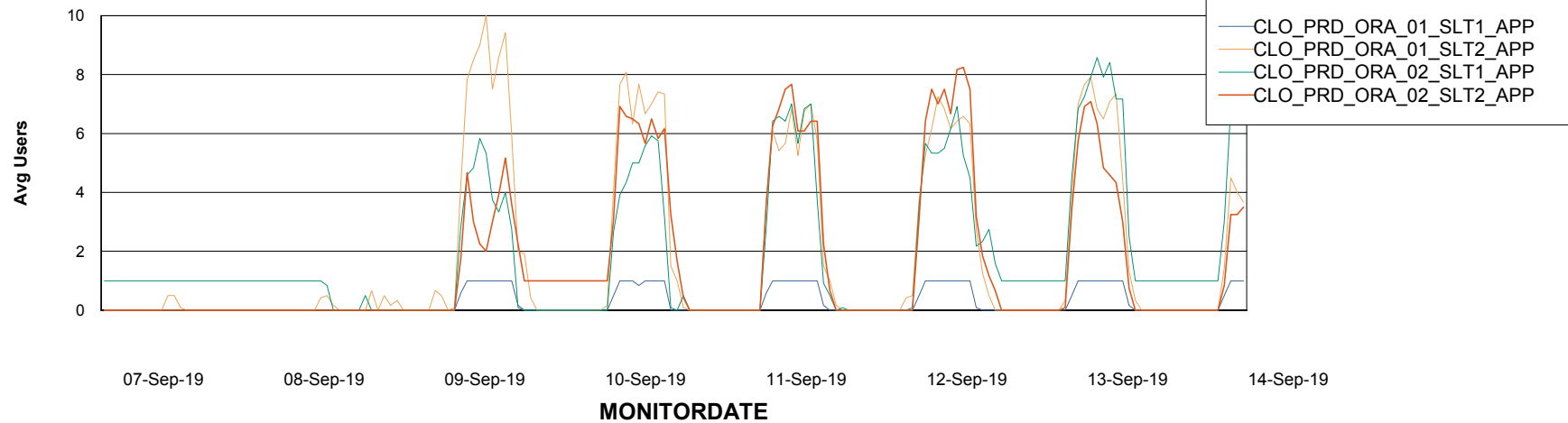


## ABSSolute Application Server Services

### Avg memory used per ABS Server Service



### Avg users per day per ABS server



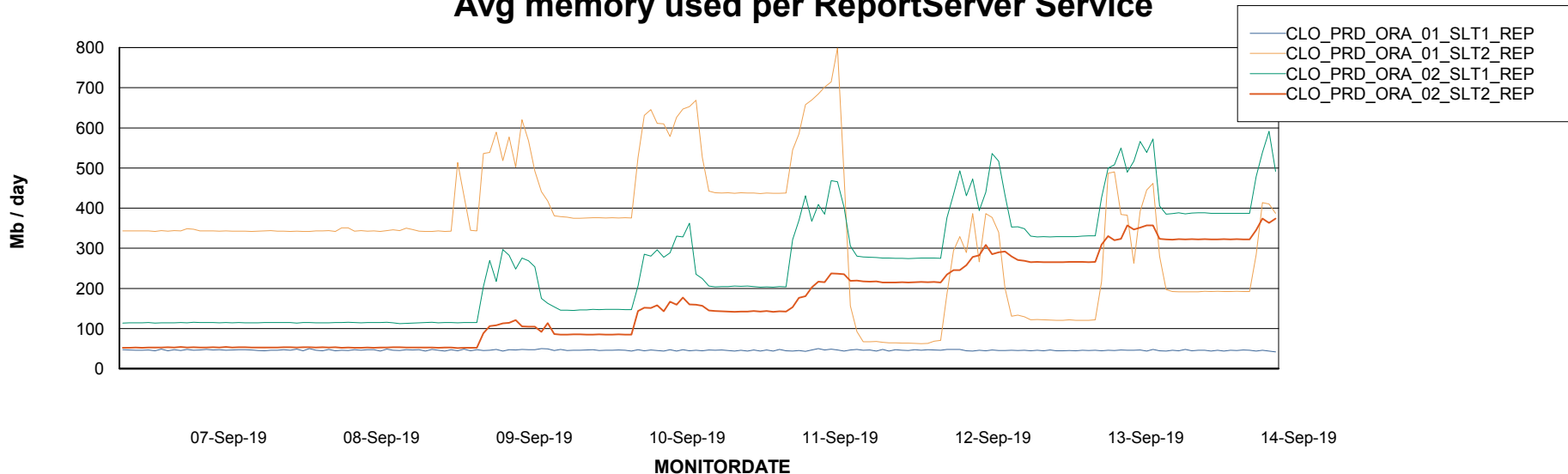
# Weekly SLA Customer Report

Customer CLO Production  
Database ID 38



## ABSSolute Application ReportServer Services

### Avg memory used per ReportServer Service



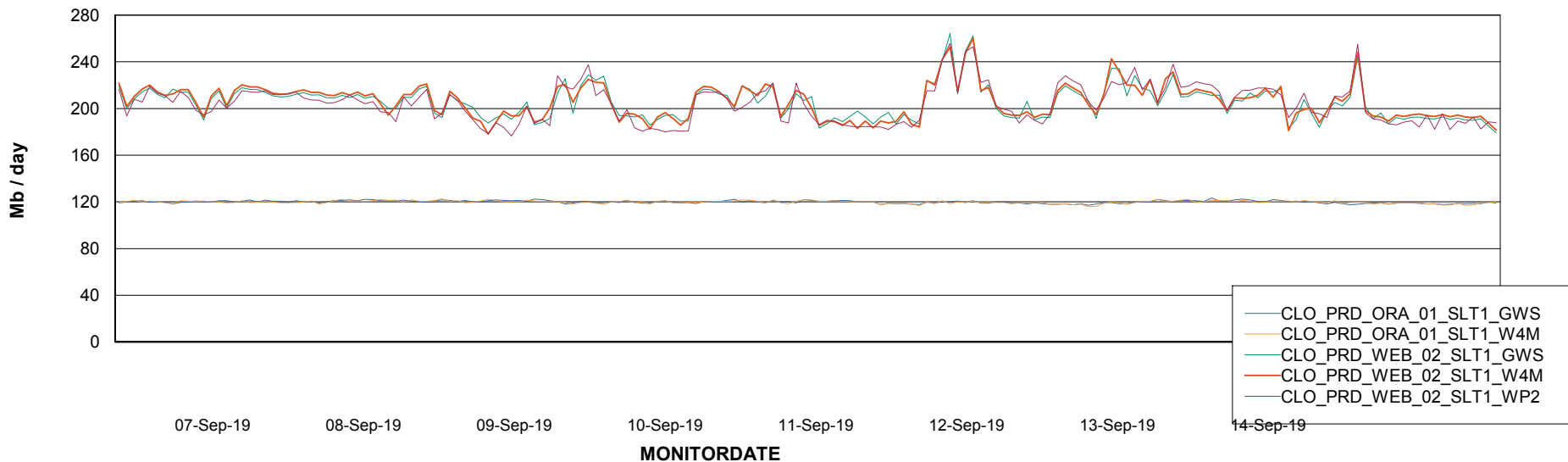
# Weekly SLA Customer Report

Customer CLO Production  
Database ID 38



## ABSSolute Web Component Services

### Avg memory used per ABS Web component



# Weekly SLA Customer Report

Customer CLO Production  
Database ID 38



## Disaster per ABS component

