

Weekly SLA Customer Report

Customer PCO Production
Database ID 44



Harddisk Usage PCO_PRD_ORACLE1

	Free disk space on c: (%)	Total disk space on c: (Gb)	Free disk space on d: (%)	Total disk space on d: (Gb)
31-Aug-19	79	447	61	1,676
30-Aug-19	79	447	62	1,676
29-Aug-19	79	447	62	1,676
28-Aug-19	79	447	62	1,676
27-Aug-19	79	447	62	1,676
26-Aug-19	79	447	62	1,676
25-Aug-19	79	447	62	1,676

Harddisk Usage PCO_PRD_ORACLE2

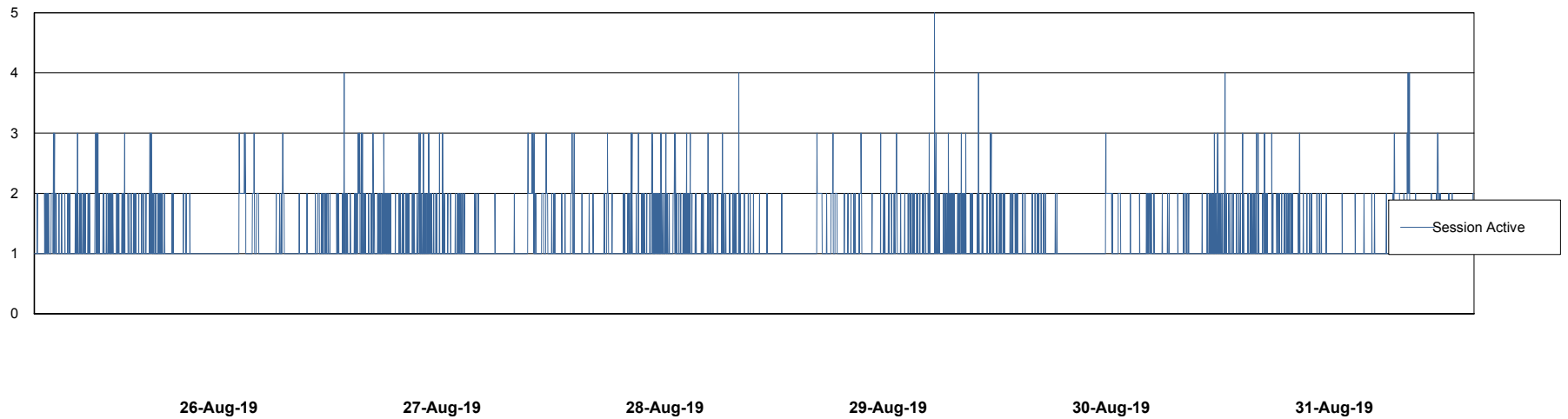
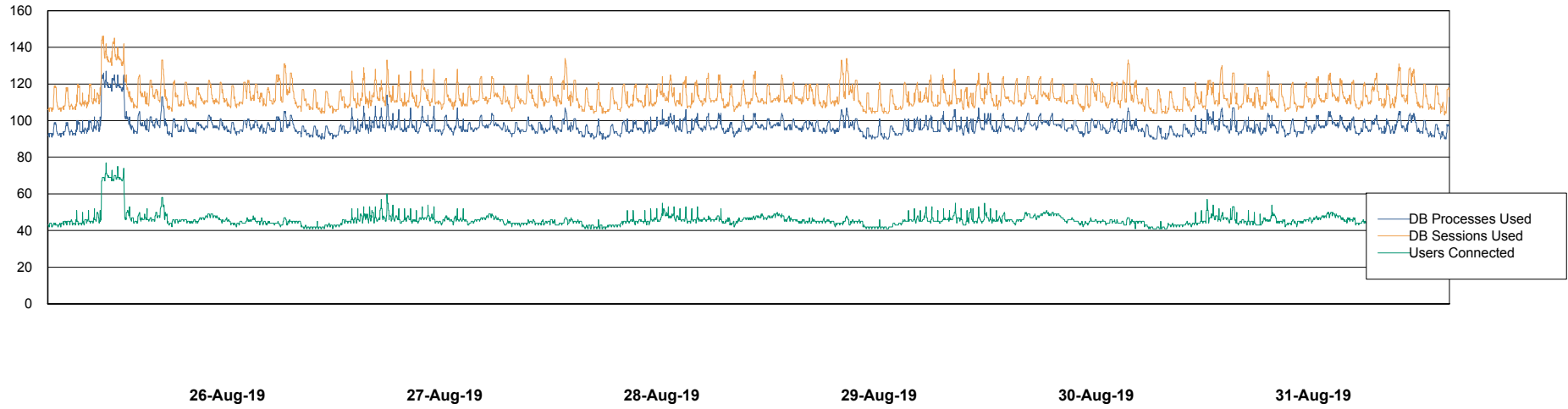
	Free disk space on c: (%)	Total disk space on c: (Gb)	Free disk space on d: (%)	Total disk space on d: (Gb)
31-Aug-19	75	279	46	838
30-Aug-19	75	279	46	838
29-Aug-19	75	279	46	838
28-Aug-19	75	279	46	838
27-Aug-19	75	279	46	838
26-Aug-19	75	279	47	838
25-Aug-19	75	279	47	838

Weekly SLA Customer Report

Customer PCO Production
Database ID 44



Database Performance PCODB_Production

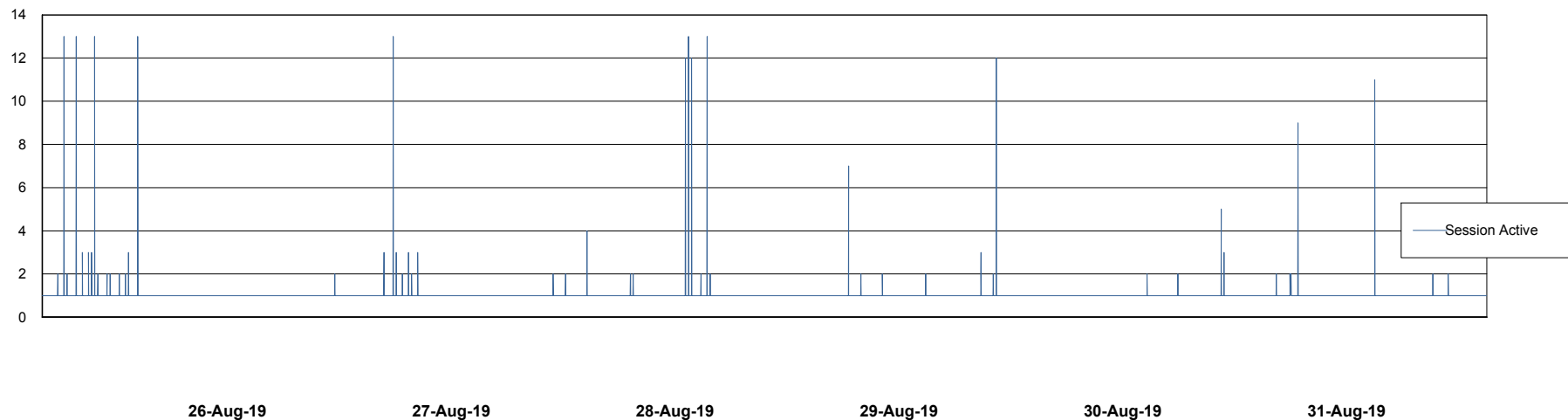
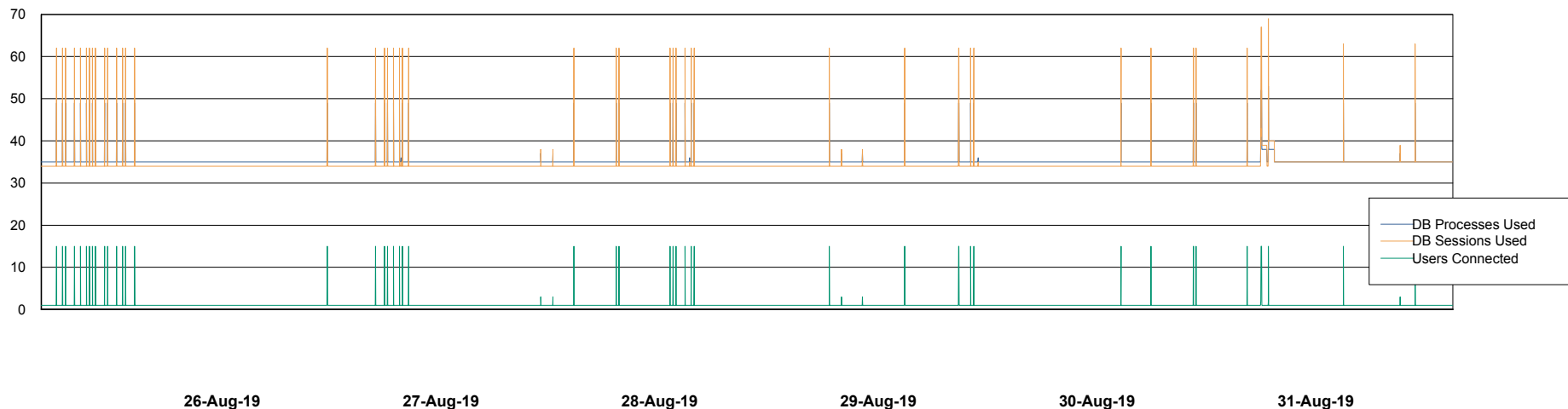


Weekly SLA Customer Report

Customer PCO Production
Database ID 44



Database Performance PCODB_Standby



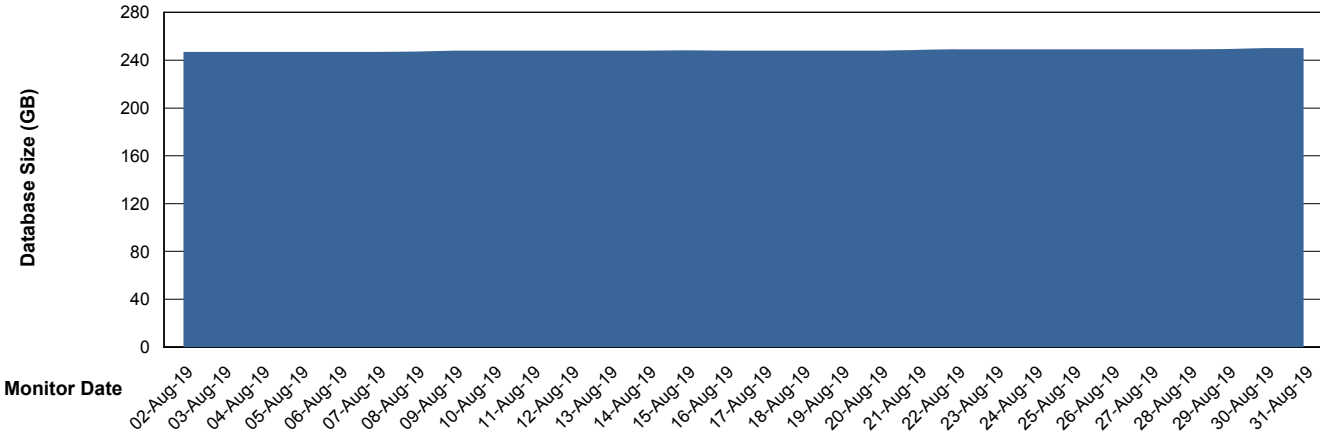
Weekly SLA Customer Report

Customer PCO Production
 Database ID 44



DATABASE SIZE PCODB_Production

Database growth over last month



Database Tablespace PCODB_Production

Date	Tablespace Name	Filesize (Gb)	Usedsize (Gb)	Percentage free
31-Aug-19	ABSDATA	150	90	40
	INDX	200	127	37
30-Aug-19	ABSDATA	150	90	40
	INDX	200	127	37
29-Aug-19	ABSDATA	150	90	40
	INDX	200	127	37
28-Aug-19	ABSDATA	150	89	41
	INDX	200	127	37
27-Aug-19	ABSDATA	150	89	41
	INDX	200	127	37
26-Aug-19	ABSDATA	150	89	41
	INDX	200	127	37
25-Aug-19	ABSDATA	150	89	41
	INDX	200	127	37

Weekly SLA Customer Report

Customer PCO Production
Database ID 44



Standby Database Health PCO Production

Recovery lag for last 7 days

