

# Weekly SLA Customer Report

Customer CSC\_Production  
 Database ID 50



Harddisk Usage CSC\_PRD\_ABS01

	Free disk space on c: (%)	Total disk space on c: (Gb)	Free disk space on d: (%)	Total disk space on d: (Gb)
06-Apr-19	43	110	52	210
05-Apr-19	43	110	52	210
04-Apr-19	43	110	52	210
03-Apr-19	43	110	52	210
02-Apr-19	43	110	52	210
01-Apr-19	43	110	52	210
31-Mar-19	43	110	52	210

Harddisk Usage CSC\_PRD\_ABS02

	Free disk space on c: (%)	Total disk space on c: (Gb)
06-Apr-19	14	80
05-Apr-19	14	80
04-Apr-19	14	80
03-Apr-19	14	80
02-Apr-19	14	80
01-Apr-19	14	80
31-Mar-19	14	80

# Weekly SLA Customer Report

Customer CSC\_Production  
Database ID 50



Harddisk Usage CSC\_PRD\_ABS04

	Free disk space on c: (%)	Total disk space on c: (Gb)
06-Apr-19	47	80
05-Apr-19	47	80
04-Apr-19	47	80
03-Apr-19	47	80
02-Apr-19	47	80
01-Apr-19	47	80
31-Mar-19	47	80

Harddisk Usage CSC\_PRD\_ABS05

	Free disk space on c: (%)	Total disk space on c: (Gb)
06-Apr-19	42	80
05-Apr-19	42	80
04-Apr-19	42	80
03-Apr-19	42	80
02-Apr-19	42	80
01-Apr-19	42	80
31-Mar-19	42	80

# Weekly SLA Customer Report

Customer CSC\_Production  
Database ID 50



## Harddisk Usage CSC\_PRD\_SRV\_Primary

	Free disk space on c: (%)	Total disk space on c: (Gb)	Free disk space on d: (%)	Total disk space on d: (Gb)	Free disk space on e: (%)	Total disk space on e: (Gb)
06-Apr-19	70	150	48	600	23	900
05-Apr-19	70	150	48	600	25	900
04-Apr-19	70	150	48	600	21	900
03-Apr-19	70	150	48	600	35	900
02-Apr-19	70	150	48	600	27	900
01-Apr-19	70	150	48	600	38	900
31-Mar-19	70	150	48	600	29	900

## Harddisk Usage CSC\_PRD\_SRV\_Standby

	Free disk space on c: (%)	Total disk space on c: (Gb)	Free disk space on d: (%)	Total disk space on d: (Gb)	Free disk space on e: (%)	Total disk space on e: (Gb)
06-Apr-19	79	150	72	600	47	700
05-Apr-19	79	150	72	600	47	700
04-Apr-19	79	150	72	600	47	700
03-Apr-19	79	150	72	600	47	700
02-Apr-19	79	150	72	600	47	700
01-Apr-19	79	150	72	600	47	700
31-Mar-19	79	150	72	600	47	700

# Weekly SLA Customer Report

Customer CSC\_Production  
Database ID 50



Harddisk Usage CSC\_PRD\_WEBSRV

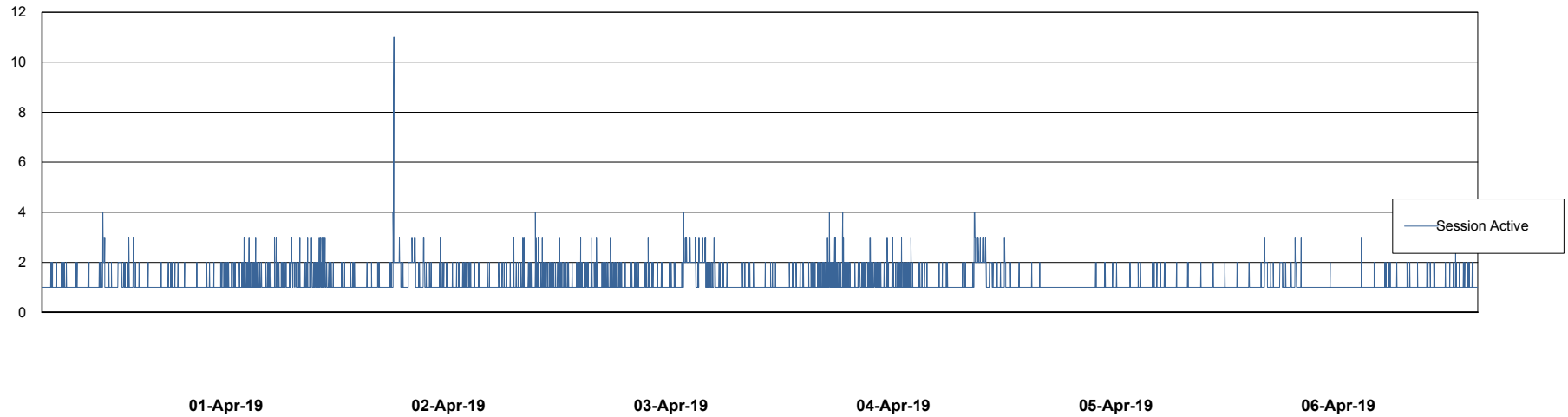
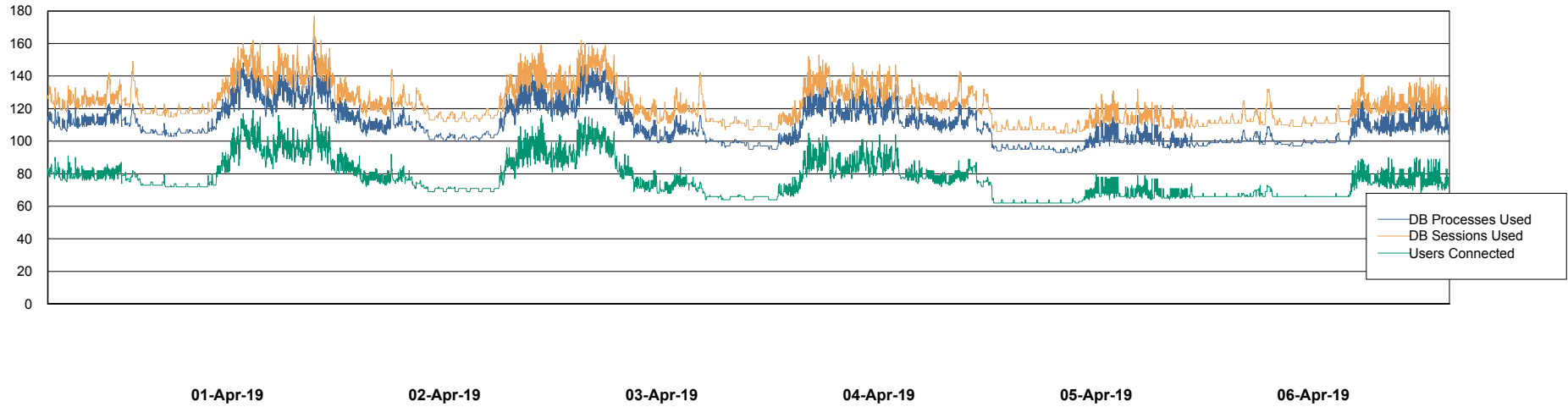
		Total disk space on c: (Gb)
06-Apr-19	45	59
05-Apr-19	45	59
04-Apr-19	45	59
03-Apr-19	45	59
02-Apr-19	45	59
01-Apr-19	45	59
31-Mar-19	45	59

# Weekly SLA Customer Report

Customer CSC\_Production  
Database ID 50



## Database Performance CSCDB\_Primary

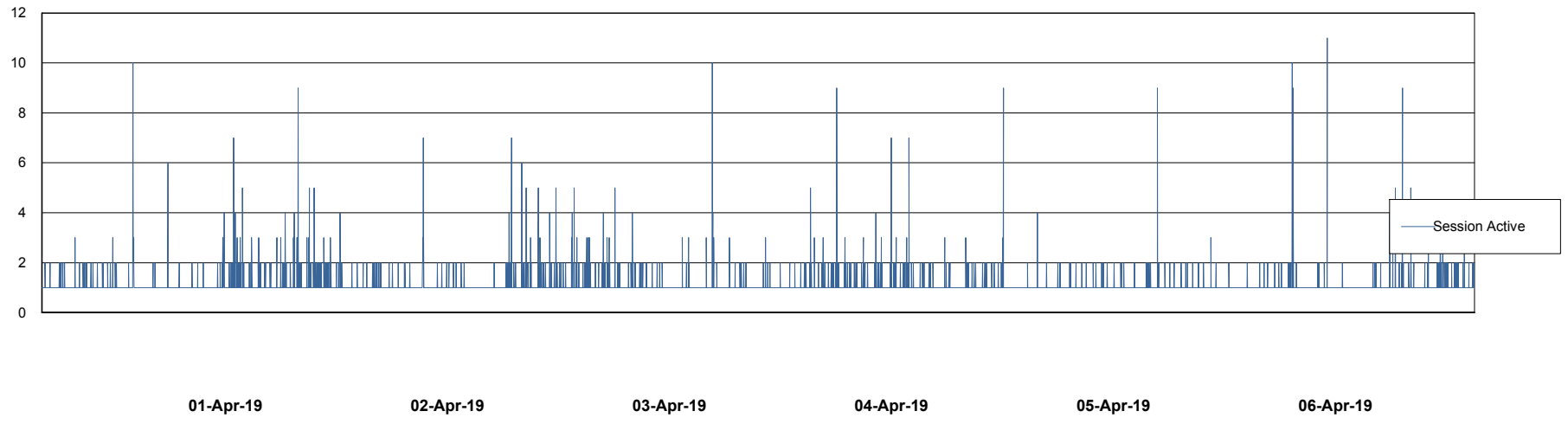
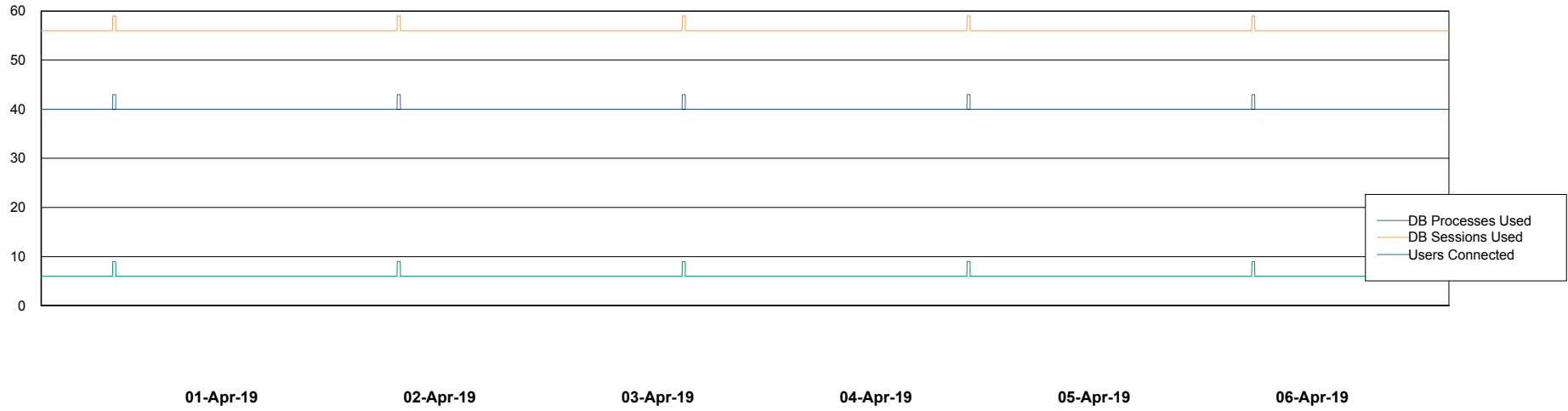


# Weekly SLA Customer Report

Customer CSC\_Production  
Database ID 50



## Database Performance CSCDB\_Standby



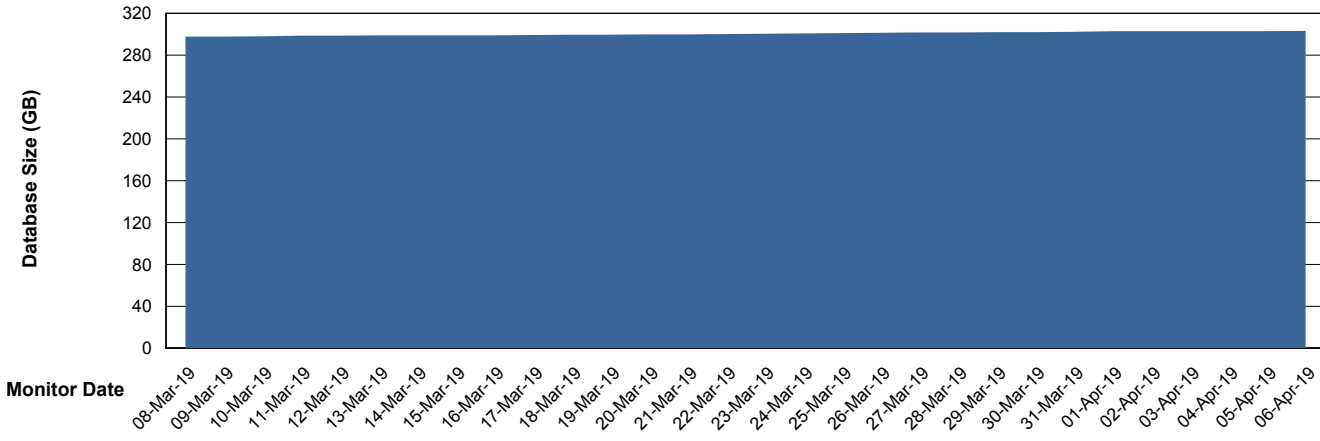
# Weekly SLA Customer Report

Customer CSC\_Production  
 Database ID 50



**DATABASE SIZE** CSCDB\_Primary

**Database growth over last month**



**Database Tablespace** CSCDB\_Primary

Date	Tablespace Name	Filesize (Gb)	Usedsize (Gb)	Percentage free
06-Apr-19	ABSDATA	131	105	20
	INDX	233	195	16
05-Apr-19	ABSDATA	131	105	20
	INDX	233	195	16
04-Apr-19	ABSDATA	131	105	20
	INDX	233	195	16
03-Apr-19	ABSDATA	131	105	20
	INDX	233	195	16
02-Apr-19	ABSDATA	131	105	20
	INDX	233	195	16
01-Apr-19	ABSDATA	131	105	20
	INDX	233	194	17
31-Mar-19	ABSDATA	131	105	20
	INDX	233	194	17

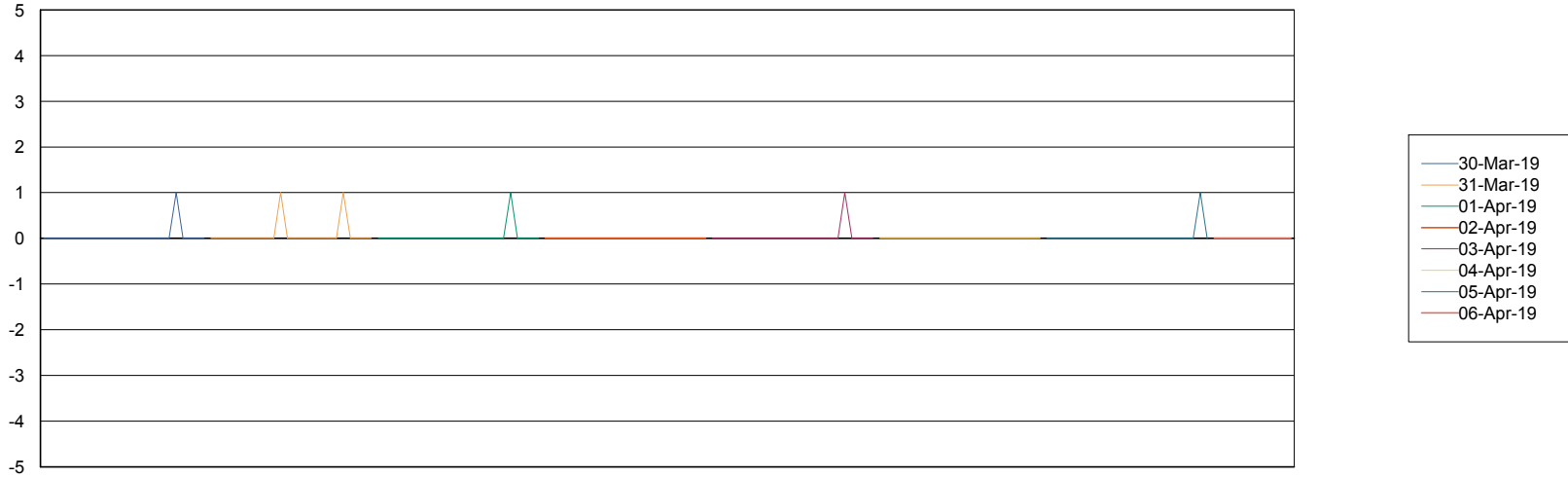
# Weekly SLA Customer Report

Customer CSC\_Production  
Database ID 50



Standby Database Health CSC\_Production

## Recovery lag for last 7 days



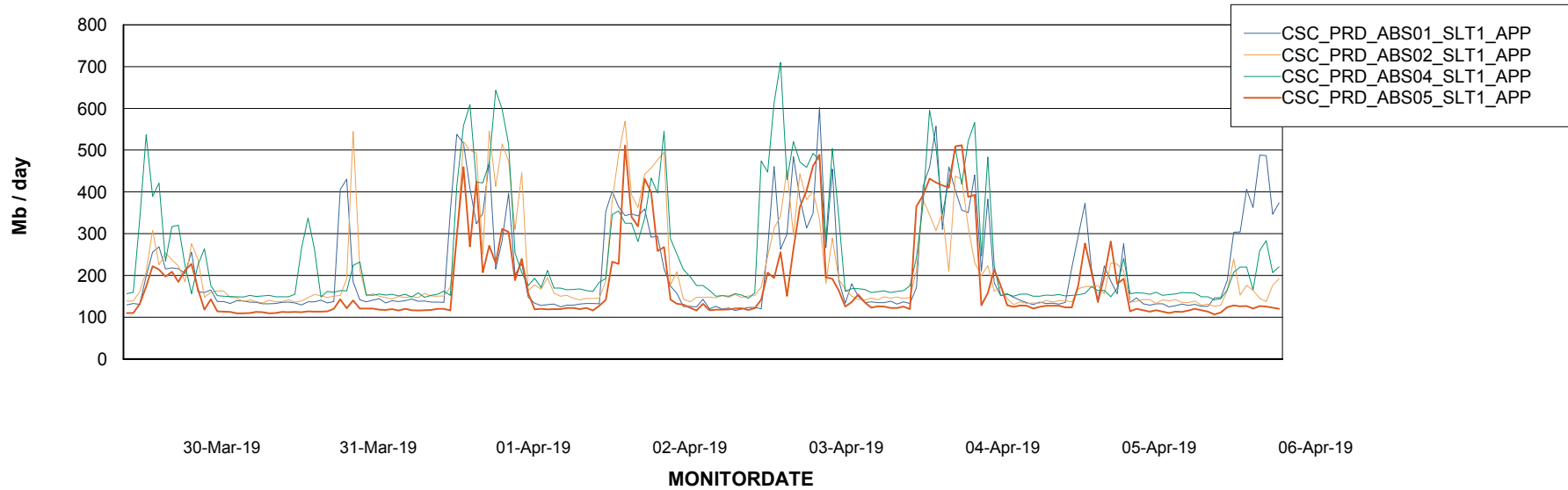
# Weekly SLA Customer Report

Customer CSC\_Production  
Database ID 50

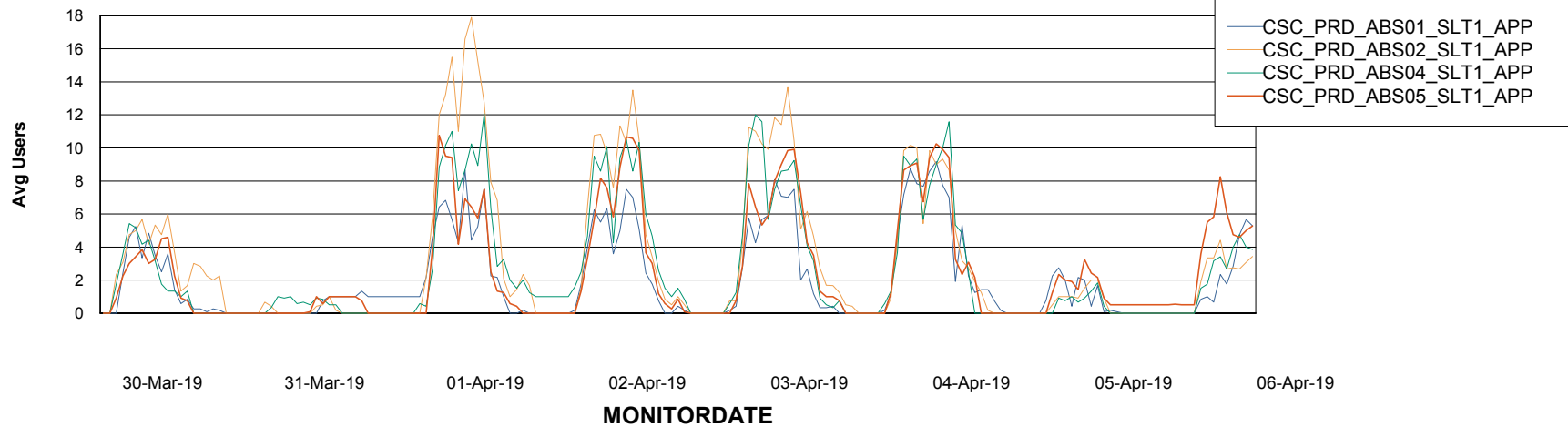


## ABSSolute Application Server Services

### Avg memory used per ABS Server Service



### Avg users per day per ABS server



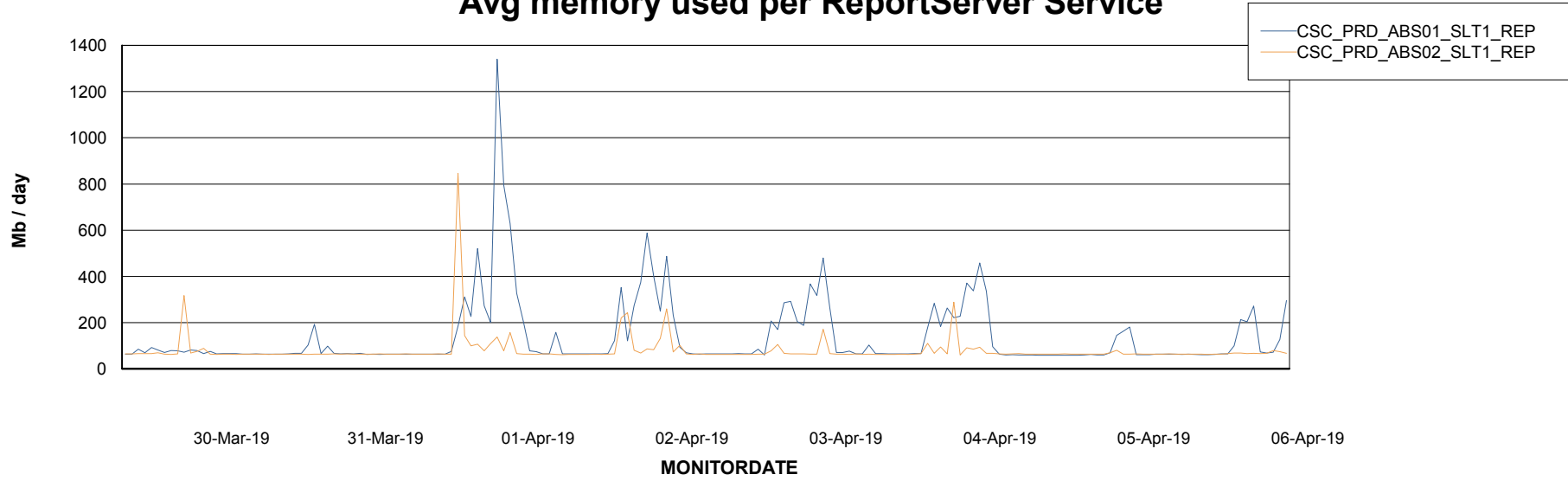
# Weekly SLA Customer Report

Customer CSC\_Production  
Database ID 50



## ABSSolute Application ReportServer Services

### Avg memory used per ReportServer Service



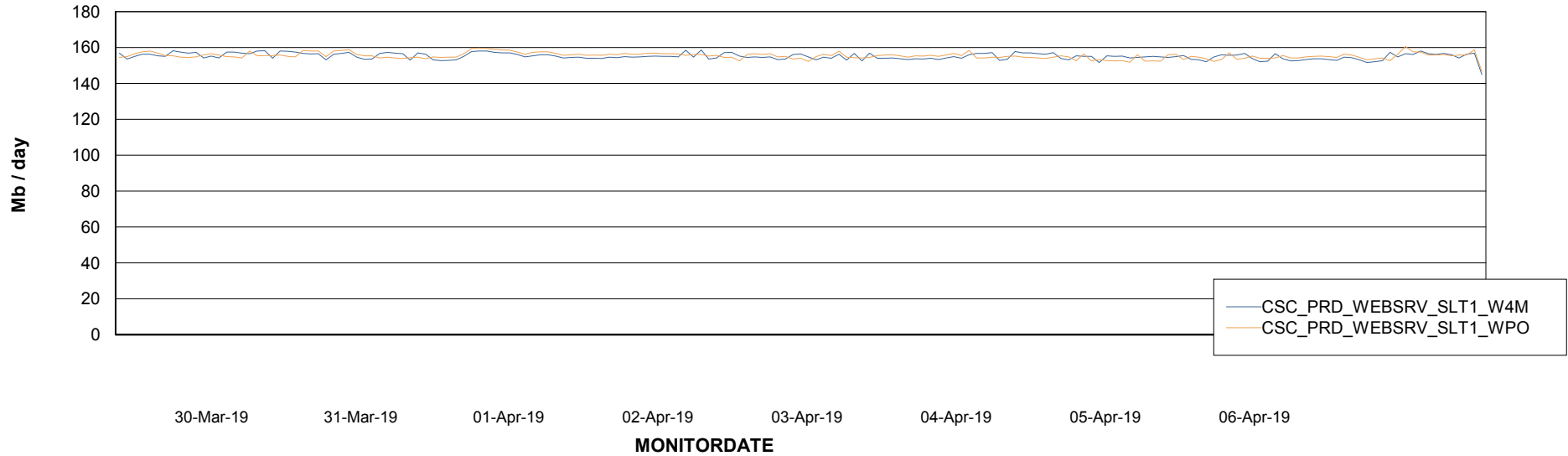
# Weekly SLA Customer Report

Customer CSC\_Production  
Database ID 50



## ABSSolute Web Component Services

### Avg memory used per ABS Web component



# Weekly SLA Customer Report

Customer CSC\_Production  
Database ID 50



## Disaster per ABS component

